




**India Trade Promotion Organisation**  
(A Government of India Enterprise)

43rd

# Annual Report

## 2019 - 2020







India Trade Promotion Organisation  
(A Government of India Enterprise)

# Annual Report 2019-2020

Papers to be laid on the table of Lok Sabha / Rajya Sabha

**AUTHENTICATED**



## 43<sup>rd</sup> Annual General Meeting of ITPO in Progress

### **Auditors**

**M/s S P Chopra & Co.  
Chartered Accountants**

### **Main Bankers**

**Central Bank of India  
Canara Bank  
Union Bank of India**




India Trade Promotion Organisation  
(A Government of India Enterprise)

43rd

# Annual Report

## 2019 - 2020





World Class Iconic International Exhibition-cum-Convention Centre (IECC)

# Contents

Board of Directors	08
Key Executives	09
ITPO Offices in India	13
Chairman's Statement	16
Notice of Annual General Meeting	27
Directors' Report	32
Comments of the Comptroller and Auditor General of India	87
Accounts	
(I) ITPO Standalone	109
(II) ITPO Consolidated	165





43rd  
**Annual Report**  
2019 - 2020



World Class Iconic International Exhibition-cum-Convention Centre (IECC)

# BOARD OF DIRECTORS (Present)



Shri L.C.Goyal  
Chairman & Managing Director  
(w.e.f. 2.9.2015)



Shri P Harish  
Addl. Secretary  
Ministry of External Affairs  
(w.e.f. 01-07-2019)



Shri Shashank Priya  
Addl. Secretary & Financial Adviser  
Ministry of Commerce and Industry  
(w.e.f. 28-08-2019)



Smt. Alka Nangia Arora  
Joint Secretary  
Ministry of Micro Small &  
Medium Enterprises  
(w.e.f. 17-08-2017)



Shri Amitabh Kumar  
Joint Secretary  
Ministry of Commerce and Industry  
(w.e.f. 17-11-2020)



Shri Rajesh Agrawal  
Executive Director  
(w.e.f. 28-08-2019)



Rahul Kumar Shrawat  
Rear Admiral (Retd.)  
Independent Director  
(w.e.f. 12-12-2019)



Smt. V.G.Aravindanayagi  
Independent Director  
(w.e.f. 30-10-2019)

## (During the Year)



Dr. S. C. Pandey  
Special Secretary & Financial Adviser  
Ministry of Commerce & Industry  
(upto 30-06-2019)



Shri Manoj K Bharthi  
Addl. Secretary  
Ministry of External Affairs  
(upto 30-06-2019)



Shri Deepak Kumar  
Executive Director  
(upto 19-06-2019)



Shri Rajneesh  
Executive Director  
(upto 27-08-2019)



Smt. Nidhi Mani Tripathi  
Joint Secretary  
Ministry of Commerce and Industry  
(upto 17-11-2020)



Shri Praveen Bonigala  
Joint Secretary  
Ministry of Commerce and Industry  
(Up to 21-06-2019)



Shri P.N. Vijay  
Director  
(upto 09-06-2019)

# KEY EXECUTIVES

(As on date of AGM on 24.11.2020)



Shri Jayanta Das  
Sr. General Manager



Col. Shri Pushpam Kumar  
Officer on Special Duty



Shri D M Sharma  
FA&CAO



Shri S. R. Sahoo  
Company Secretary &  
General Manager



Mrs. Hema Maity  
General Manager



India International Trade Fair 2019, Delhi



Aajeevika 2019, Delhi

# ITPO Offices in India





India International Trade Fair 2019, Delhi

## **ITPO OFFICES IN INDIA**

### **Registered & Head Office**

India Trade Promotion Organisation  
Pragati Bhawan, Pragati Maidan, New Delhi-110001 (INDIA)  
Tel.: 91-11-23371540 (EPABX) Fax : 91-11-23371492  
E-mail: [info@itpo.gov.in](mailto:info@itpo.gov.in) Website : [www.Indiatradefair.com](http://www.Indiatradefair.com)  
Trade Portal : [www.tradeportalofindia.com](http://www.tradeportalofindia.com)  
CIN : U74899DL1976NPL008453

## **REGIONAL OFFICES**

### **Chennai**

Raja Annamalai Building, 2nd Floor,  
18-A, Rukmani Lakshmipathi Road,  
Egmore, Chennai-600008  
Tel.: 91-44-28554655/28587297/28415416/28524655  
Fax : 91-44-28554740  
E-mail: [itpochn@md4.vsnl.net.in](mailto:itpochn@md4.vsnl.net.in)  
[narayanv@itpo.gov.in](mailto:narayanv@itpo.gov.in)

### **Kolkata**

International Trade Facilitation Centre,  
5th Floor, 1/1, Wood Street,  
Kolkata-700016  
Tel.: 91-33-22825820/22822904/22828586  
Fax : 91-33-22828269  
E-mail: [itpocal@cal3.vsnl.net.in/rroy@itpo.gov.in](mailto:itpocal@cal3.vsnl.net.in/rroy@itpo.gov.in)

### **Mumbai**

7-Cooperage Road,  
3rd Floor, Jhansi Castle,  
Mumbai- 400001.  
Tel.: 91-22-22026629/22021788/22044918/22021730/22850878  
Fax : 91-22-22044922  
E-mail: [itpo@itpomumbai.com/itpomumbai@gmail.com](mailto:itpo@itpomumbai.com/itpomumbai@gmail.com)



India Pavilion inaugurated by Greek PM at Thessaloniki International Fair 2019




INDIA Pavilion at Thessaloniki International Fair 2019, Greece



# Chairman's Statement



## CHAIRMAN'S STATEMENT 43<sup>rd</sup> ANNUAL GENERAL MEETING



### LADIES & GENTLEMEN,

It is my honour and proud privilege to extend a very warm welcome to you all to the 43rd Annual General Meeting of ITPO.

The Directors Report and the Audited standalone Accounts and Consolidated Accounts for the financial year 2019-20, along with the Statutory Auditors Report and the Comments of the Comptroller & Auditor General of India have already been circulated. I am extremely delighted to mention that Annual Accounts of ITPO for the year 2019-20 have received 'NIL' comments from C&AG of India. With your permission, I take them as read.

### CHALLENGES AND OPPORTUNITIES AHEAD

The exhibition industry in India remained completely paralysed during the global COVID-19 pandemic and consequently events scheduled at Pragati Maidan till November 2020 have already been either cancelled or postponed by the organisers. Although B2B exhibition activity is now permitted as part of the unlock guidelines and an SOP for holding the same has been issued by Department of Commerce, the industry will take some time to reboot itself and plan out exhibitions in the

current financial year. The limited international mobility and restrictions in grant of VISA by various countries during the current scenario will also impede holding of any big exhibitions during the current financial year. Similarly, the participation in the foreign events planned upto December 2020 has either been cancelled or postponed. All of this is bound to affect very significantly the financials in 2020-21.

Further, ITPO's ongoing re-development project was adversely affected and got significantly delayed due to the ban on construction activities imposed in Delhi NCR region by the Hon'ble Supreme Court/National Green Tribunal (NGT) during 2019-20 and the subsequent closure of activities due to the COVID-19 pandemic from 25th March, 2020 to 18th May 2020.

### FINANCIAL PERFORMANCE

I am happy to mention that total income generated by the Company during the year 2019-20 is Rs.241.96 crore compared to Rs. 253.59 crore generated in the previous financial year. The main reason for decline in the total income is due to application of surplus funds towards the IECC Project, leading to a significant reduction in interest income for the company.

## MAJOR ACHIEVEMENTS/ HIGHLIGHTS OF ACTIVITIES OF ITPO

### Performance rating under MoU

Your Company had achieved MoU “Good” rating for 2018-19, in spite of limited availability of exhibition halls due to the ongoing IECC Project and the reduction in interest income. For the year 2019-20, as per self-evaluation, the MoU rating is likely to be better than good if the targets are scaled down in view of the external factors over which ITPO had no control.

During the year, significant initiatives have been undertaken for improving and augmenting the infrastructure capacity and service delivery of ITPO. These include the following:

#### ■ **E-Enablement for ease of doing business**

- Online booking of tickets and business visitor registration implemented for the IITF, Aahar and the New Delhi World Book Fair
- Online space booking system in domestic events.
- Online booking of Halls & service requirements for 3rd party events
- E-procurement from GEMS/e-tendering introduced.
- Comprehensive Mobile Apps of ITPO implemented
- Functioning of E-payment/E-refund
- Wi-fi facility in all AC halls.

#### ■ **Customer Friendly Measures**

- Competitive tariff policy for 3rd party events.
- Single Point of Contact(SPC) effectively working
- Inspection & Service delivery team introduced to ensure better delivery services to organisers/ participants.
- Implementation of ‘Help Desk’ for third-party events.
- Regular interaction with participants/ organizers.

#### ■ **Other Measures**

- Economy and austerity measures introduced
- Rationalization of manpower

### PARTICIPATION IN FAIRS HELD ABROAD

During the year 2019-20, the company organized India’s national level participation and organized India shows in 38 overseas trade fairs. These 38 events were held in Europe, Africa/WANA, NAFTA, LAC, ASEAN, South Asia, and NEA. Out of these events, 10 were new events. Some of the major events included Thessaloniki International Fair, Thessaloniki (Greece), Summer Fancy Food Show, New York(USA), ANUGA, Cologne(Germany), India Garment Fair and India Home Furnishing Fair, Osaka(Japan), AAPEX, Las Vegas(USA), India Show, Lima(Peru) . That apart, the company organised 40th and 30th editions of its long established overseas events viz., India Garment Fair and India Home Furnishing Fair, respectively in Osaka (Japan).

ITPO had participated in 84th Thessaloniki International Fair, Thessaloniki, Greece held from September 7 to 15, 2019 with a status of ‘Honoured Country’ in an area of 2722 sq.mtrs. 101 nos. of Indian companies had participated in the Fair. India pavilion was inaugurated by the Hon’ble Prime Minister of Greece. The Greek Prime Minister was welcomed at India Pavilion by the Hon’ble Minister of State for Commerce and Industry, Ambassador of India, senior officers from ITPO, DoC and business leaders as part of Indian delegation. Around 2.50 lakh visitors visited India Pavilion during the fair. The Indian Theme Pavilion on 150 years of Mahatma Gandhi and 550 years of Guru Nanak was deeply appreciated by the visitors.

ITPO could organise India Show, Lima (Peru) from March 11-15, 2020. Around 80 no. of exhibitors participated in the show. However, the show was curtailed and called off one day before the scheduled closure due to situation arising out of the Covid-19 in Peru. ITPO had made arrangements for early exit of the exhibitors from Lima and 65 no. of exhibitors were successfully sent back to India by March 15, 2020 in the available flights.



However, due to declaration of emergency in Peru and sudden cancellation of flights in the evening of March 16, 2020, around 26 no. of exhibitors including ITPO and C&D agency personnel got stuck up in Lima. ITPO made arrangements for accommodation and food for all stranded persons at Lima, Peru in coordination with the EOI, Lima.

## DOMESTIC FAIRS

During 2019-20, 15 no. of national and international trade fairs/ exhibitions were organized in India by ITPO. Of these, 12 were organized in Delhi and 3 in other cities. The events organized in Pragati Maidan during the year included the 5th edition of India International Footwear Fair (IIFF), September 23-25, 2019; 22nd India International Security Expo, October 03-05, 2019; 39th India International Trade Fair (IITF 2019) November 14-27, 2019; 15th Nakshatra, January 4-12, 2020; 35th edition of Aahar – The International Food & Hospitality Fair, March 3-7, 2020. To promote trade in the North Eastern State, the 11th East Himalayan Expo was successfully organized in Shillong, Meghalaya.

### I. MAJOR FAIRS HELD AT PRAGATI MAIDAN, NEW DELHI

- **India International Trade Fair, 2019, Delhi**

The 39th edition of India International Trade Fair was organised from November 14 to 27, 2019 in a gross area of about 23,000 sq.mtrs. It was held in a limited area due to the ongoing IECC Project. In spite of space constraint and other difficulties, the event was quite successful. The fair was inaugurated by Shri Nitin Gadkari, Hon'ble Minister for MSME and Road Transport & Highways. The theme of the fair was 'Ease of Doing Business' which was aptly displayed in the Theme Pavilion set up by DPIIT. Around 800 exhibitors including foreign participants from 21 countries; govt. sector participants from MoMSME, MoRD, MoSJ&E, MoMA, MoA, KVIC, CSIR, National Jute Board, TRIFED, MoH&FW, Indian States/UTs; private sector etc. had participated in the fair. Shri Piyush Goyal, Hon'ble Commerce & Industry Minister distributed awards to selected States/UTs,

Ministries, PSUs/CBs, Foreign Sector, Private Sector, Partner Country(Afghanistan), Focus Country(Republic of Korea), Focus States - Bihar and Jharkhand at the Closing ceremony. The fair was visited by about 4.5 lakh visitors including 421 overseas visitors from 52 countries.

- **35th AAHAR – The International Food & Hospitality Fair, 2020, Delhi.**

The 35th edition of Aahar was organized from March 3-7, 2020. The fair was inaugurated by the Hon'ble Minister of Commerce and Industry, Shri Piyush Goyal. The event was supported by the Ministry of Food Processing Industries (MoFPI), APEDA and other Industry Associates. The show had participation from more than 700 exhibitors including foreign exhibitors from 17 countries. The show was visited by over 50,000 visitors.

- **India International Footwear Fair (IIFF) 2019, Delhi**

The 5th edition of India International Footwear Fair, Delhi was held from September 23-25, 2019 in Hall 7, Pragati Maidan. The Fair was inaugurated by Shri Santosh Kumar Gangwar, Hon'ble Minister of State for Labour (I/C). It was co-organized by the industry association, Confederation of Indian Footwear Industries (CIFI). IIFF Delhi 2019 was visited by about 9,200 business visitors. Shri Nitin Gadkari, Hon'ble Minister for Road Transport & Highways and MSME was the Chief Guest at the 'Closing and Award Presentation Ceremony'.

- **25th Delhi Book Fair, 21st Stationery Fair, 5th Office Automation and Corporate Gifts Fair 2019**

The 25th Delhi Book Fair, the 21st Stationery Fair, the 5th Office Automation Fair and the 5th Corporate Gift Fair 2019 were held during September 11-15, 2019. The events were organized successfully in Hall no. 7. About 130 no. of companies had participated in the five day events and the shows had witnessed a footfall of around 90 thousand visitors.

- **22nd India International Security Expo, 2019, Delhi**

The 22nd edition of India International Security Expo was organised from October 3-5, 2019 at Pragati Maidan. IISE, 2019 was inaugurated by Shri Nityanand Rai, Hon'ble Union Minister of State (Home), Ministry of Home Affairs and was also visited by Shri Rajnath Singh, Hon'ble Union Defence Minister, Ministry of Defence. As a new initiative to make the event truly international, overseas buyers from various countries were invited by ITPO to have interaction with the participants for long term business deals, joint ventures and other technical know-how, etc. Over 500 numbers of Delegates, senior Government Officials, Security Managers and Security Professionals from various CAPFs, State Police Forces, BPR&D, Delhi Fire Service, Special Forces such as NSG, NDRF and Security representatives of leading Hotel Chains, Residential Welfare Associations, Banks, Schools etc. visited the event.

- **India International Co-operatives Trade Fair, 2019**

The 1st edition of India International Co-operatives Trade Fair (IICTF) was jointly organized by ITPO and National Cooperative Development Corporation (NCDC) at Pragati Maidan, New Delhi. The Fair was inaugurated by Shri Narendra Singh Tomar, Hon'ble Union Minister of Agriculture & Farmers Welfare and Minister of Rural Development. The fair was supported by Department of Agriculture, Co-operation & Farmers Welfare, Ministry of A&FW, Ministry of External Affairs, Economic Diplomacy & States, MoC&I, GoI. IICTF was India's first and one of the largest international cooperatives trade fairs to promote cooperative-to-cooperative trade: domestic and international focused on agriculture and allied sectors, complete value chains, exports, technology, climate smart agriculture, agri-tech, livestock, dairy, fisheries, handloom, handicrafts, healthcare products by women groups etc.

- **New Delhi World Book Fair, New Delhi, 2020**

The 28th edition of the Asia's biggest Book Fair, 'New

Delhi World Book Fair' was organized by National Book Trust, India as organizer and ITPO, as co-organiser at Pragati Maidan, New Delhi. The fair was inaugurated by Shri Ramesh Pokhriyal Nishank, Hon'ble Minister for Human Resource Development on Jan. 4, 2020. Prof. Girishwar Misra, Eminent Gandhian was the Guest of Honour. The Theme of the Fair was on Father of the Nation, MAHATMA GANDHI – The Writers' Writer. The major attraction of the fair was 'Children's Pavilion'. The fair was highly successful in all aspects. The Fair, spread over an area of 24,000 sq. mtrs., attracted nearly 800 Indian Exhibitors and more than 40 Foreign Exhibitors.

## II. FAIRS HELD OUTSIDE DELHI

- **India Leather and Accessories Fair 2019, Kolkata**

The 24th edition of India Leather & Accessories Fair was organized successfully in Kolkata, leading Indian companies from different parts of the country participated. 32 overseas visitors from 19 countries i.e. USA, Korea, Japan Spain, Germany, Portugal, Senegal, Canada, Chile, Sudan, Kenya, Sri Lanka, Bangladesh, UAE etc, visited the two-day show.

- **East Himalayan Expo, Shillong, 2019**

ITPO, with the Government of Meghalaya as the co-organiser, organised the 11th edition of East Himalayan Expo at Shillong, Meghalaya. His Excellency, the Governor of Meghalaya, Shri Tathagata Roy inaugurated the Fair on 16th October, 2019. ITPO organized this exhibition under the Act East Policy of the Govt. of India which recognizes the importance of the North East of India as the gateway to the East and thus the development of the North Eastern region is a priority in the policy. 120 small scale units participated in 11th East Himalayan Expo with a covered area of 990 sq.mtrs.

- **India International Leather Fair (IILF), 2020, Chennai**

The 35th India International Leather Fair was organised



in Chennai. Dr. Mahendra Nath Pandey, Hon'ble Minister of Skill Development & Entrepreneurship, Govt. of India, Shri M C Sampath, Hon'ble Minister for Industries, Steel Control & Special Initiatives, Govt. of Tamilnadu and Dr. Nilofer Kafeel, Hon'ble Minister for Labour & Employment Department, Govt. of Tamilnadu inaugurated the Fair. 457 no. of exhibitors including 125 overseas exhibitors from 23 countries showcased their products including raw leather, chemicals, machinery and other allied products during the 3-day event. There was substantial group-level participation from Brazil, China, France, Germany, Italy and International Trade Centre (United Nations). More than 8500 business visitors including 218 overseas visitors from Italy, Japan, Korea, Nigeria, Oman and others visited to source their requirements from the exhibitors at the show.

### **FAIRS ORGANISED BY THIRD-PARTY ORGANISERS AT PRAGATI MAIDAN, NEW DELHI**

A total of 69 third-party events were held in Pragati Maidan during 2019-20. Out of these, 5 were new exhibitions/events, held in Pragati Maidan for the first time.

Various policy matters were reviewed and refined to suit and promote third-party exhibitions. An online software module for facilitating the third-party organizers and their events was introduced. For ease of doing business, Single Point of Contact (SPC), Help Desk and Inspection & Service delivery team were introduced to ensure better delivery of services to the organisers/ participants and these introductions have proved to be a great success.

Some of the popular events organized during the year were Paperex, ET-Acotech 2019, Zak Glass/Aluminium/ Doors Expo and Auto Expo 2020-Components etc. ITPO successfully managed to retain some of the large exhibitions, despite constraint of space and the ongoing construction work, by improving the ease of doing business and service delivery. Pragati Maidan continues to be the preferred destination for organising

events and exhibitions covering a broad spectrum of the MICE Industry.

Taking into account the impact of Covid 19 on the MICE industry, ITPO provided relief to the industry during this difficult time and proactively announced various measures for the event organizers such as:

- Revised Policy in respect of cancellation/ reschedulement/ delayed penalty due to COVID-19 Pandemic for the events to be organised by Third Party Fair Organisers in respect of allowing time limit for cancellation of the 3rd party events;
- Allowing multiple re-schedulement of the events.
- ITPO has decided to provide reliefs in case of cancellation of events during 2020-21.
- Provided relief of 20% in the published / approved rentals to the third party fair organisers for the events booked / to be booked or re-scheduled / to be re-scheduled during the same business periods up to March 31, 2021.
- The present payment plans for rentals have been relaxed
- The delayed penalty clause has also been relaxed.

### **REDEVELOPMENT PROJECT (IECC)**

ITPO's mega project of redevelopment of Pragati Maidan into a world-class iconic landmark i.e. the International Exhibition-cum-Convention Centre (IECC) is at a significant stage and is being implemented in a phased manner. Hall No. A3 to A5 Complex, complete in all respects, is likely to be delivered by November, 2020. The work on the remaining exhibition halls and the Convention Centre is progressing and the entire project is now scheduled to be completed by the end of October, 2021 except Exhibition Hall no. 6 which will be completed by January, 2022. The outbreak of the novel Covid-19 pandemic has hit the world at an unprecedented scale. The MICE industry is amongst the most affected. The IECC project activities were earlier

impacted due to the ban on construction activities in Delhi at various intervals. Now the construction work has been further impacted due to the Covid-19 and consequential lockdown. Though the construction work has restarted, the pace of construction remained significantly low for a few months due to imposition of social distancing guidelines and labour re-mobilization issues.

The infrastructure including the Convention Centre is planned to be an added facility for the G20 Summit being hosted by India in 2022. The upcoming exhibition halls and the Convention Centre will fill critical gaps in requirements for MICE (Meetings, Incentives, Conferences and Events) sector. The IECC project includes development of 3,82,188 sqm total built up area including a world-class Convention Centre with an area of 53,399 sqm and exhibition area of 1,51,687 sqm with basement parking for 4,800 ECUs and administrative building of 8,857 sqm area.

An area of 3.70 acres has been earmarked for a five-star hotel at Pragati Maidan, which will be an integral part of the modern complex. However, there has not been much progress towards operationalization of the Hotel project due to poor response from the hospitality industry which remains deeply impacted due to the ongoing pandemic.

The Convention Centre will be a huge iconic landmark at par with the best in the world. The Convention Centre will have a seating capacity for 7000 pax in a single format which will be more than 5 times the size of Vigyan Bhawan. Furthermore, it will comprise of the summit meeting hall, a number of premium meeting rooms and normal meeting rooms of various sizes. The convention facility will also include an amphitheatre of 3000 pax seating capacity.

The Integrated Transit Corridor Development Plan (ITCDP) which is vital for easy access to the IECC is also underway concurrently in and around Pragati Maidan. It will provide access to the basement parking and also an alternative parallel route to Bhairon Marg

which is carrying traffic beyond its capacity. The entire stretch of Mathura Road will be signal free once it is ready. This would decongest traffic within the vicinity of Pragati Maidan and will also significantly reduce pollution levels in this area. This component is also an integral part of the IECC project and is expected to be completed by March, 2021.

Since the funds envisaged to flow from monetisation of land for the Hotel project are presently not available, the IECC project is being entirely funded through ITPO's reserves and institutional loan from the SBI with no budgetary support from the Government. The IECC project will definitely help improve nation's image in terms of world class modern MICE infrastructure. The revenues and services of business sector in the Delhi-NCR region are also expected to go up as many events may shift to New Delhi from the East Asian and other countries. The global fraternity is also very excited about the upcoming venue and is keenly looking ahead to welcome commissioning of the world class facilities. In a nutshell, the new venue will not only help in adding up to "Brand India" across the world but will also give a big fillip to growth of MICE industry in the country.

### **COOPERATION WITH OTHER TRADE PROMOTION ORGANISATIONS**

ITPO has been actively participating in Asian Trade Promotion Forum (ATPF), a gathering of Trade Promotion Organisations (TPOs) since the very beginning. ITPO also participates in the activities organized by the India Convention Promotion Bureau (ICPB). ITPO has become the Member of UFI – The Global Association of the Exhibition Industry, France, an Organisation for promoting the Exhibition Industry. ITPO has also become the Member of International Association of Exhibitions and Events (IAEE), USA for the year 2019-2020.

### **TRADE INFORMATION RELATED ACTIVITIES**

ITPO's Membership provides access to global importers, exporters, wholesalers, distributors, manufacturers, agents, access to directory, searchable by product and



country through [www.tradeportalofindia.org](http://www.tradeportalofindia.org), access to import, export trade statistics of countries across the globe of all products.

A Business Lounge including Protocol is set up to facilitate our foreign buyers through business delegates and VIP visitors. It also facilitates overall planning and support to foreign buyers/business delegates with their business interest. In order to assist importers/business visitors/ buyers/ exporters, etc., Business Visitors Registration Counters (BVRCs) are set up to provide the requisite information and guidance to these business visitors visiting the fairs/events.

### **TOWARDS ICT ENABLEMENT**

India Trade Promotion Organisation continued usage of the Information and Communication Technologies (ICT) tools acting as stimuli & drivers for processes' improvement and maturity.

Web-based online systems were used for registering exhibitors/organizers, space booking and making corresponding payments for the events that were organized by ITPO or third-party organizers at Pragati Maidan and thereby ensuring equitable access of ITPO's services to the public.

New ICT driven projects such as computerization of the management of foreign fairs inter-alia including booking process, making online payments, report generation etc., comprehensive Human Resource Management System (HRMS) development, ERP implementation etc. were also initiated during the year.

### **PROGRESSIVE USE OF THE OFFICIAL LANGUAGE (HINDI)**

To ensure proper implementation of the Official Language Policy of the Govt. of India in ITPO, an Official Language Committee has been constituted and its meetings are organised regularly. The instructions received from Parliamentary Committee on Official Language, Department of Official Language, Town Official Language Implementation Committee (Narakas-II) and Hindi Section of Department of Commerce are duly followed in ITPO.

Hindi workshops are being organised every year to create a conducive atmosphere for executing the official work in Hindi. Further, to encourage the use of Official Language in day-to-day official work, competitions were organized in Hindi Noting-drafting, Hindi Translation, Hindi Vartani Sanshodhan and Hindi Essay, and Certificates & Cash Prizes were awarded to the participants.

### **SUBSIDIARY COMPANIES:**

#### **CHENNAI TRADE CENTRE**

The Chennai Trade Centre is managed by TNTPO, a Joint venture of ITPO and TIDCO. The Chennai Trade Centre was set up in 2001. All the exhibition halls are air-conditioned and are without pillars or columns.

During 2019-20, 96 exhibitions were held in the Exhibition Halls of Chennai Trade Centre and 75 events took place in the Convention Centre. TNTPO earned a total income of Rs.54.12 crore as compared to Rs.57.24 in the previous year. The net surplus is Rs. 35.14 crore after considering 'Other comprehensive Income', as against Rs. 35.02 crore (Recast as per Ind-AS) in the previous year.

The Board of TNTPO has approved the construction of a multi-purpose (Exhibition/Convention) hall with an area of 20,322 square meters under expansion plan of TNTPO at an approved cost of Rs.300.06 crore including GST. After the expansion, there will be a total of 2 convention centres and 5 halls for exhibitions in the total area of 39,952 Square meters across 34.61 acres of land.

#### **TRADE CENTRE, BENGALURU**

Karnataka Trade Promotion Organisation (KTPO), a joint venture of ITPO and Karnataka Industrial Area Development Board (KIADB) has its facilities located at a prime area in Whitefield, Bengaluru in an area covering 48.35 acres.

During 2019-20, 42 events were held in Trade Centre, Bengaluru. KTPO earned a total income of Rs.10.32 crore as compared to Rs.10.50 crore in the previous



year. The net surplus is Rs.2.67 crore as compared to Rs.6.99 crore in the previous year.

The Board has approved the construction of a multi-purpose (convention/exhibition) hall with an area of 7633 sq. mtrs. under expansion plan of KTPO. The construction work for the same was started during 2018-19. After the expansion, there will be a total of 2 halls for exhibitions and conventions with a total area of 14,504 sq. mtrs. The estimated cost for the ongoing expansion project is Rs.67.59 crore.

### **CORPORATE SOCIAL RESPONSIBILITY (CSR)**

The thrust of CSR activities by ITPO is on capacity building, empowerment of communities, inclusive socio-economic growth, environment protection, promotion of green and energy efficient technologies, development of backward regions and uplift of marginalized and under-privileged sections of the society.

ITPO has been strictly adhering to the CSR and Sustainability Guidelines issued by Department of Public Enterprises and the applicable Act & Rules of the Companies Act 2013. The CSR initiatives/activities are implemented and monitored accordingly. Under ITPO's CSR initiative, your Company has contributed for the blinds, destitutes, tribal students, leprosy patients, renewable energy, rural development, education, Swachh Bharat Kosh, etc.

### **CORPORATE GOVERNANCE**

Your company complies with the best Corporate Governance practices in true letter and spirit. The Company reported an Annual Average Pro-rata Score of 95.92 to qualify for an 'Excellent' Grade. Risk management is also being undertaken to minimise various risks.

### **CODE OF CONDUCT**

The Code of Conduct formulated for the Board members & Senior Management Personnel has been duly complied with. The confirmation of compliance of the same has been obtained from all concerned as per the DPE guidelines and the declaration has been

placed as part of the Directors' Report.

### **ACKNOWLEDGEMENTS**

I take this opportunity to thank all the Members of Company for their continued and unstinted support as well as the confidence reposed in the Management. I wish to extend my sincere thanks to the Department of Commerce for the whole hearted and continued support. I am also thankful to other Ministries/Embassies and offices of Central and State Governments and particularly the Ministry of Housing and Urban Affairs, Ministry of External Affairs including the Indian Missions, for their continued guidance and assistance. We are also grateful to the CPWD, PWD, MCD, Delhi Police, MTNL, Ministry of Railways and other agencies and individuals for co-operation extended to ITPO.

On behalf of ITPO, I seek continued support from all stakeholders and assure them to make ITPO a world class platform for MICE industry and a better service provider in terms of excellent infrastructure, quality and delivery. My sincere thanks to all my colleagues on the Board, Auditors and to all the employees of ITPO for their discipline, commitment and hard work for the company's performance. I am sure that with their support and trust, ITPO will achieve many more milestones ahead in the future and together we can take ITPO to the next level, a significant step towards "New India"

Jai Hind.

Sd/-

**(L.C. Goyal)**

Chairman and Managing Director  
India Trade Promotion Organisation

Place : New Delhi

Date : November 24, 2020



AAHAR 2020, Delhi

# Notice of Annual General Meeting





Aajeevika 2019, Delhi

## **NOTICE OF ANNUAL GENERAL MEETING**

**NOTICE IS HEREBY GIVEN THAT THE 43rd ANNUAL GENERAL MEETING OF THE MEMBERS OF M/S INDIA TRADE PROMOTION ORGANISATION WILL BE HELD ON TUESDAY THE 24th DAY OF NOVEMBER, 2020 AT 12:00 NOON AT THE REGISTERED OFFICE OF THE COMPANY AT PRAGATI BHAWAN, PRAGATI MAIDAN, NEW DELHI - 110001 TO TRANSACT THE FOLLOWING BUSINESS:**

### **ORDINARY BUSINESS:**

**To receive, consider, approve and adopt the Standalone Audited Annual Accounts and Consolidated Accounts as at 31st March, 2020 and the Statement of Income & Expenditure for the financial year ended on that date together with the report of Directors and the Auditors' Report thereon.**

**BY ORDER OF THE BOARD OF DIRECTORS  
INDIA TRADE PROMOTION ORGANISATION**

Sd/-  
(S.R. Sahoo)  
Company Secretary

Place: New Delhi  
Dated: 09-11-2020



## **NOTES**

**A MEMBER ENTITLED TO ATTEND AND VOTE AT THE MEETING IS ALSO ENTITLED TO APPOINT A PROXY TO ATTEND AND VOTE AT THE MEETING ON A POLL INSTEAD OF HIMSELF/HERSELF AND THE PROXY NEED NOT BE A MEMBER OF THE COMPANY. THE INSTRUMENT OF APPOINTING PROXIES SHALL HOWEVER BE DEPOSITED AT THE REGISTERED OFFICE OF THE COMPANY NOT LESS THAN 48 (FORTY-EIGHT) HOURS BEFORE THE COMMENCEMENT OF THE MEETING.**

Proxy form is enclosed herewith.

**BY ORDER OF THE BOARD OF DIRECTORS  
INDIA TRADE PROMOTION ORGANISATION**

Sd/-  
(S.R. Sahoo)  
**Company Secretary**

Place: New Delhi  
Dated: 09-11-2020

**FORM NO. MGT -11  
PROXY FORM**

*(Pursuant to Section 105(6) of the Companies Act, 2013 and Rule 19(3) of the Companies (Management and Administration) Rule, 2014)*

CIN: U74899 DL1976 NPL008453

Name: of the Company: INDIA TRADE PROMOTION ORGANISATION

Registered office: PRAGATI BHAWAN, PRAGATI MAIDAN, NEW DELHI-110001

Name of the Member(s):
Registered Address:
Email id:
Folio no/Client id:
DP Id:

I/We being the member of .....holding.....shares, hereby appoint

Name :	Name :
Address :	Address :
E-mail ID :	E-mail ID :
Signature :	Signature :
,or failing him	

as my/our proxy to attend and vote ( on a poll) for me/us and on my/our behalf at.....Annual General Meeting of members of the Company, to be held on .....at the.....registered office of the Company at.....and at any adjournment thereof in respect of such resolutions as are indicated below :

Resolution No:

To receive, consider, approve and adopt the Standalone Audited Annual Accounts and Consolidated Accounts as on 31st March, 2020 and the Statement of Income & Expenditure for the financial year ended on that date together with the report of Directors and the Auditors' Report thereon.

Signed this \_\_\_\_\_ day of \_\_\_\_\_ 2020

Signature of Shareholder

Signature of Proxy holder(s)



**Note:** This form of proxy in order to be effective should be duly completed and deposited at the Registered Office of the Company, before the commencement of the Meeting.



Delhi Book Fair, Stationery Fair, Office Automation & Corporate Gift Fair 2019, Delhi



# Directors' Report





## DIRECTORS' REPORT

### To the Members,

The Board of Directors has pleasure in presenting the Company's 43rd Annual Report and the Audited Statement of Accounts for the financial year ended on 31st March, 2020.

### 1. FINANCIAL HIGHLIGHTS

During the year 2019-20, your Company has earned a **surplus of Rs.87.21 crore** net after considering 'Other comprehensive Income', compared to **Rs.73.28 crore (Recast as per Ind-AS)** in the preceding year. The total income generated by the Company during the year is **Rs. 241.96 crore** against **Rs.253.59 crore (Recast as per Ind-AS)** generated in the previous year. Moreover, the **Revenue from Operations** generated by the Company during the year is **Rs.204.86 crore** against **Rs.180.06 crore (Recast as per Ind-AS)** generated in the previous year. The main reason for decline in the total Income is due to utilisation of surplus funds, towards the IECC Project, leading to significant reduction in interest income.

The Company is registered under section 25 of the Companies Act, 1956 (now Section 8 of the Companies Act, 2013) and as per the relevant provisions under this Section, as applicable to the Company, declaration of dividend is prohibited. Consequently, the Surplus has been retained and transferred to 'Other Equity'.

### 2. BOARD OF DIRECTORS

Shri L.C. Goyal is the Chairman & Managing Director of the Company. Shri Deepak Kumar was the Executive Director from 25th May, 2017 till 19th June, 2019. Shri Rajneesh, Joint Secretary, Ministry of Commerce & Industry was the Executive Director from 25th June, 2019 till 27th August, 2019. Shri Rajesh Agrawal took over the charge as Executive Director, ITPO w.e.f.

28th August, 2019. The non-whole-time Directors & Independent Directors on the Board of the Company are enumerated below:

Sl. No.	Name of Director	From	To
1.	Dr. Subhash Chandra Pandey, Special Secretary & Financial Adviser, Department of Commerce, Udyog Bhawan, New Delhi	08.02.2018	30.06.2019
2.	Shri Shashank Priya, Additional Secretary & Financial Adviser, Department of Commerce, Udyog Bhawan, New Delhi	28.08.2019	Continuing
3.	Smt. Alka Nangia Arora Joint Secretary, Ministry of Micro Small & Medium Enterprises (MSME), Udyog Bhawan, New Delhi	17.8.2017	Continuing
4.	Shri Praveen Bonigala Joint Secretary, Ministry of Commerce & Industry, Udyog Bhawan, New Delhi	10.12.2018	21.06.2019
5.	Smt. Nidhi Mani Tripathi Joint Secretary, Ministry of Commerce & Industry, Udyog Bhawan, New Delhi	28.08.2019	Continuing
6.	Shri Manoj K. Bharti Additional Secretary (ED & States) Ministry of External Affairs, New Delhi	24.12.2018	30.06.2019
7.	Shri P. Harish Additional Secretary (ED & States), Ministry of External Affairs, New Delhi	01.07.2019	Continuing
8.	Shri P.N. Vijay Independent Director, Corporate Finance Expert	10.06.2016	09.06.2019

9.	Ms. V.G. Aravindanayagi Independent Director	30.10.2019	Continuing
10.	Rear Admiral Rahul Kumar Shrawat (Retd.) Independent Director	12.12.2019	Continuing

There were a total of 4 Meetings of the Board held during the year 2019-20. The Directors are appointed by the Administrative Ministry as per the Govt. of India policies in this regard.

### 3. KEY MANAGERIAL PERSONNEL

As per the Section 2(51) of the Companies Act, 2013, the following are Key Managerial Personnel of ITPO during the year:-

- Shri L.C. Goyal, CMD, ITPO – continuing w.e.f. 02.09.2015
- Shri Deepak Kumar, ED, ITPO – from 25.05.2017 to 19.06.2019
- Shri Rajneesh, ED, ITPO – from 25.06.2019 to 27.08.2019
- Shri Rajesh Agrawal, ED, ITPO – continuing w.e.f. 28.08.2019
- Shri D.M. Sharma, CFO – continuing w.e.f. 31.7.2015
- Shri S.R. Sahoo, Company Secretary – continuing w.e.f. 27.8.2013

### 4. MEMORANDUM OF UNDERSTANDING (MOU)

The Company signs an annual MoU with the Ministry of Commerce & Industry, Government of India every financial year. Accordingly, the MoU for the year 2019-20 was signed on 15th May 2019.

Your Company had achieved MoU rating of “Good” for 2018-19. This was despite reduced availability of area due to the ongoing re-development (IECC) project and a significant reduction in interest income, due to investment of reserves in the project. For the year

2019-20 also, as per self-evaluation, the MoU rating is likely to be “Good”.

For the year 2019-20, the financial target for Revenue from Operations had been fixed at Rs. 270 crore for achieving ‘Excellent’ under this parameter, on the assumption of increase in availability of exhibition area for organising Exhibitions/fairs at Pragati Maidan. Due to the Hon’ble Supreme Court orders/ Govt. guidelines for complete and partial ban on construction and demolition activities in Delhi–NCR during winter months of 2019-20, the work under the International Exhibition-Cum-Convention Centre (IECC) project at Pragati Maidan got significantly impacted. This consequently resulted in delay in completion of the entire project including the exhibition halls which were expected to be completed during 2019-20. Therefore, financial targets of this year could not be achieved due to non-availability of new halls as per schedule. However, ITPO continues to improve the utilisation of available capacity with cooperation of all stakeholders.

### 5. FOREIGN FAIRS

During the year 2019-20, the company organized India’s national level participation and organized India shows in 38 overseas trade fairs. These 38 events were held in Europe, Africa/WANA, NAFTA, LAC, ASEAN, South Asia, and NEA. Out of these events, 10 were new events. Some of the major events included Thessaloniki International Fair, Thessaloniki (Greece), Summer Fancy Food Show, New York(USA), ANUGA, Cologne(Germany), India Garment Fair and India Home Furnishing Fair, Osaka(Japan), AAPEX, Las Vegas(USA), India Show, Lima (Peru). That apart, the company organised 40th and 30th editions of its long established overseas events viz., India Garment Fair and India Home Furnishing Fair, respectively, in Osaka (Japan) which is being organised for the last three decades.

ITPO had participated in 84th Thessaloniki International Fair, Thessaloniki, Greece held from



INDIA Pavilion at Thessaloniki International Fair 2019, Greece

September 7 to 15, 2019 with a status of 'Honoured Country' in an area of 2722 sq. mtrs. 101 nos. of Indian companies had participated in the Fair. India pavilion

was inaugurated by the Greek Prime Minister. The Greek Prime Minister was welcomed at India Pavilion by the Hon'ble Minister of State for Commerce and



India Pavilion at Anuga 2019, Germany

Industry, Ambassador of India, senior officers from ITPO, DoC and business delegation. Around 2.50 lakh visitors had visited India Pavilion.

Due to the Covid-19, ITPO's exhibitions scheduled in March' 2020 were cancelled except India Show, Lima (Peru). ITPO had organised India Show, Lima (Peru) from March 11-15, 2020. Around 80 no. of exhibitors had participated in the show. However, the show was curtailed and called off one day before the scheduled closure due to situation arising out of the Covid19 in Peru. ITPO had made arrangements for early exit of the exhibitors from Lima and 65 no. of exhibitors were successfully sent back to India by March 15, 2020 in the best available flights. However, due to declaration of emergency in Peru and sudden cancellation of flights in the evening of March 16, 2020, around 26 no. of exhibitors including ITPO and C&D agency personnel got stuck up in Lima. ITPO had to make arrangements for accommodation and food for all stranded persons at Lima, Peru.

## 6. FAIRS IN INDIA

During 2019-20, 15 no. of national and international trade fairs/ exhibitions were organized in India by ITPO. Of these, 12 were organized in Delhi and 3 in other cities. The events organized in Pragati Maidan during the year included the 5th edition of India International Footwear Fair (IIFF), September 23-25, 2019; 22nd India International Security Expo, October 03-05, 2019; 39th India International Trade Fair (IITF 2019) November 14-27, 2019; 15th Nakshatra, January 4-12, 2020; 35th edition of Aahar – The International Food & Hospitality Fair, March 3-7, 2020. To promote trade in the North Eastern State, the 11th East Himalayan Expo was successfully organized in Shillong, Meghalaya.

### I. MAJOR FAIRS HELD AT PRAGATI MAIDAN, NEW DELHI

#### • India International Trade Fair, 2019, Delhi

The 39th edition of India International Trade Fair was



India International Trade Fair, 2019, Delhi

organised from November 14 to 27, 2019 in a gross area of about 23,000 sq.mtrs. It was held in a limited area due to the ongoing IECC Project. In spite of space constraint and other difficulties the event was quite successful. The fair was inaugurated by Shri Nitin Gadkari, Hon'ble Minister for MSME and Road Transport & Highways. The theme of the fair was 'Ease of Doing Business' which was aptly displayed in the Theme Pavilion set up by DPIIT. Around 800 exhibitors including foreign participants from 21 countries; govt. sector participants from MoMSME, MoRD, MoSJ&E, MoMA, MoA, KVIC, CSIR, National Jute Board, TRIFED, MoH&FW, Indian States/UTs; private sector etc. had participated in the fair. Shri Piyush Goyal, Hon'ble Commerce & Industry Minister distributed awards to selected States/UTs, Ministries, PSUs/CBs, Foreign Sector, Private Sector, Partner Country(Afghanistan), Focus Country(Republic of Korea), Focus States - Bihar and Jharkhand at the Closing ceremony. The fair was visited by about 4.5 lakh visitors including 421 overseas visitors from 52 countries.

- **35th AAHAR – The International Food & Hospitality Fair, 2020, Delhi.**

AAHAR is one of the biggest B2B exhibitions of its kind in South Asia. The 35th edition of Aahar was organized from March 3-7, 2020. The fair was inaugurated by the Hon'ble Minister of Commerce and Industry, Shri Piyush Goyal. As in the past, the event was supported by the Ministry of Food Processing Industries (MoFPI), APEDA and other Industry Associates. The show was broadly divided into three categories i.e. 1. Food Products & Beverages 2. F&B Equipment (Preparation/Processing/Packing) 3. Hospitality and Décor Solutions. It was organised in gross area of around 50,000 sqm in new and old halls. The show had participation from more than 700 exhibitors including foreign exhibitors from 17 countries. The countries which participated were USA, Italy, UK, UAE, Peru, Hong Kong, Singapore, Poland and Japan. The show was visited by over 50,000 visitors.



35th AAHAR – The International Food & hospitality Fair, 2020, Delhi

- **India International Footwear Fair (IIFF) 2019, Delhi**

The 5th edition of India International Footwear Fair, Delhi was held from September 23-25, 2019 in Hall 7, Pragati Maidan. The Fair was inaugurated by Shri Santosh Kumar Gangwar, Hon'ble minister of State for Labour (I/C). It was co-organized by the industry association, Confederation of Indian Footwear Industries (CIFI). The event covered a net area of about 3,800 sqm and had about 200 exhibitors, out of which 65 were from China, Taiwan and Thailand. The event had on display products from the Footwear, Machinery and Equipment, Chemicals, Components and Materials sectors. IIFF, Delhi 2019 was visited by about 9,200 business visitors. Shri Nitin Gadkari, Hon'ble Minister for Road Transport & Highways and MSME was the Chief Guest at the 'Closing and Award Presentation Ceremony'.

- **25th Delhi Book Fair, 21st Stationery Fair, 5th Office Automation and Corporate Gifts Fair 2019**

The 25th Delhi Book Fair, the 21st Stationery Fair, the 5th Office Automation Fair and the 5th Corporate Gift Fair 2019 were held during September 11-15, 2019. The events were organized successfully in Hall no. 7. About 130 no. of companies had participated in the five day events and the shows had witnessed a footfall of around 90 thousand visitors.

- **22nd India International Security Expo, 2019, Delhi**

The 22nd edition of India International Security Expo (Defence and Homeland Security – a Joint Initiative of ITPO and PHDCCI) was organised from October 3-5, 2019 in Hall No.12 & 12A, at Pragati Maidan. IISE, 2019



India International Footwear Fair (IIFF) 2019, Delhi



25th Delhi Book Fair, 21st Stationery Fair, 5th Office Automation and Corporate Gifts Fair 2019

was inaugurated by Shri Nityanand Rai, Hon'ble Union Minister of State (Home), Ministry of Home Affairs and was also visited by Shri Rajnath Singh, Hon'ble Union

Defence Minister, Ministry of Defence. It covered a gross area of 5100 sq.mtrs. with 80 participants showcasing their latest products for security agencies.



22nd India International Security Expo, 2019, Delhi



As a new initiative to make the event truly international, overseas buyers from various countries were invited by ITPO to have interaction with the participants for long term business deals, joint ventures and other technical know-how, etc. Special attractions of the event were Theme area, Selfie Point, Demo Area for Dog Show, Women Safety and Seminars concurrent on all the days on the topics related with security field. In addition, over 500 numbers of Delegates, Senior Government Officials, Security Managers and Security Professionals from various CAPFs, State Police Forces, BPR&D, Delhi Fire Service, Special Forces such as NSG, NDRF and Security representatives of leading Hotel Chains, Residential Welfare Associations, Banks, Schools etc. visited the event.

- **India International Co-operatives Trade Fair, 2019**

The 1st edition of India International Co-operatives Trade Fair (IICTF) was jointly organized by ITPO and National Cooperative Development Corporation (NCDC) from October 11 to 13, 2019 at Pragati Maidan, New Delhi. The Fair was inaugurated by Shri Narendra Singh Tomar, Hon'ble Union Minister of Agriculture & Farmers Welfare and Minister of Rural Development. The fair was supported by Department of Agriculture, Co-operation & Farmers Welfare, Ministry of A&FW, Ministry of External Affairs, Economic Diplomacy & States, MoC&I, Gol. IICTF was India's first and one of the largest international cooperatives trade fairs to promote cooperative-to-cooperative trade: domestic and international focused on agriculture and allied sectors, complete value chains, exports, technology, climate smart agriculture, agri-tech, livestock, dairy, fisheries, handloom, handicrafts, healthcare, products by women groups etc.

- **New Delhi World Book Fair, New Delhi, 2020**

The 28th edition of the Asia's biggest Book Fair, 'New Delhi World Book Fair' was organized by National Book Trust, India as organizer and ITPO, as co-organiser from January 04 to 12, 2020 at Pragati Maidan, New Delhi. The fair was inaugurated by

Shri Ramesh Pokhriyal Nishank, Hon'ble Minister for Human Resource Development on Jan. 4, 2020. Prof. Girishwar Misra, Eminent Gandhian was the Guest of Honour. The Theme of the Fair was on Father of the Nation, MAHATMA GANDHI – The Writers' Writer. Eleven International events were organized in Foreign Pavilion. 27 Seminars/conferences were organized in Hall No.8. The Writers' Corner was setup in Hall 12. The major attraction of the fair was 'Children's Pavilion'. The fair was highly successful in all aspects. The Fair, spread over an area of 24,000 sq. mtrs., attracted nearly 800 Indian Exhibitors and more than 40 Foreign Exhibitors.

- **Nakshatra, 2020, Delhi**

Nakshatra was organised from January 04-12, 2020. The profile of the fair included Astrology, Vastu, Neurology, Tarot, Reiki etc. There were 48 exhibitors in the event, which displayed their skills in ancient Indian knowledge on the subject. Various seminars were held during the event for the benefit of professionals as well as for general public. The fair had large number of visitor-ship.

## II. FAIRS HELD OUTSIDE DELHI

- **India Leather and Accessories Fair, 2019, Kolkata**

The 24th edition of India Leather & Accessories Fair was organized successfully in Kolkata in ITC Royal Bengal from September 27-28, 2019. ILAF was a Business to Business (B2B) fair to promote exports of leather goods from India and especially from West Bengal as well as to invite participation from the complementary sectors of leather goods industry. 61 no. of leading Indian companies from different parts of the country participated. 653 no. of trade visitors with 32 overseas visitors from 19 countries i.e. USA, Korea, Japan Spain, Germany, Portugal, Senegal, Canada, Chile, Sudan, Kenya, Sri Lanka, Bangladesh, UAE etc, visited the two-day show.

- **East Himalayan Expo, Shillong, 2019**

ITPO, with the Government of Meghalaya as the co-organiser, organised the 11th edition of East Himalayan Expo at Shillong, Meghalaya. His Excellency the Governor of Meghalaya, Shri Tathagata Roy inaugurated the Fair on 16th October, 2019. ITPO organized this exhibition under the Act East Policy of the Govt. of India which recognizes the importance of the North East of India as the gateway to the East and thus the development of the North Eastern region is a priority in the policy. 120 small scale units participated in 11th East Himalayan Expo with a covered area of 990 sq.mtrs.

- **India International Leather Fair (IILF), 2020, Chennai**

The 35th India International Leather Fair was organised in Chennai from Feb. 01-3, 2020. Dr. Mahendra Nath Pandey, Hon'ble Minister of Skill Development & Entrepreneurship, Govt. of India, Shri M C Sampath, Hon'ble Minister for Industries, Steel Control & Special Initiatives, Govt. of Tamilnadu and Dr. Nilofer Kafeel, Hon'ble Minister for Labour & Employment

Department, Govt. of Tamilnadu inaugurated the Fair on 31st January, 2020. 457 no. of exhibitors including 125 overseas exhibitors from 23 countries showcased their products including raw leather, chemicals, machinery and other allied products during the 3-day event. There was substantial group-level participation from Brazil, China, France, Germany, Italy and International Trade Centre (United Nations). More than 8500 business visitors including 218 overseas visitors from Italy, Japan, Korea, Nigeria, Oman and others visited to source their requirements from the exhibitors at the show.

### III. FAIRS ORGANISED BY THIRD-PARTY ORGANISERS AT PRAGATI MAIDAN, NEW DELHI

A total of 69 third-party events were held in Pragati Maidan during 2019-20. Out of these, 5 were new exhibitions/events, held in Pragati Maidan for the first time.

Various policy matters were reviewed and refined to suit and promote third-party exhibitions. An online



India International Leather Fair (IILF), 2020, Chennai

software module for facilitating third-party organizers and their events was introduced. For ease of doing business, Single Point of Contact (SPC), Help Desk and Inspection & Service delivery team were introduced to ensure better delivery of services to the organisers/ participants and these introductions have proved to be a great success.

Some of the popular events organized during the year were Paperex, ET-Acetech 2019, Zak Glass/Aluminium/ Doors Expo and Auto Expo 2020-Components etc. ITPO successfully managed to retain some of the large exhibitions, despite constraint of space and the ongoing construction work, by improving the ease of doing business and service delivery. Pragati Maidan continues to be the preferred destination for organising events and exhibitions covering a broad spectrum of the MICE Industry.

## **7. INITIATIVES AND IMPROVEMENTS TAKEN IN VARIOUS SEGMENTS FOR ALL STAKEHOLDERS**

During the year, significant initiatives have been undertaken for improving and augmenting the infrastructure capacity and service delivery of ITPO. These include the following:

- **E-Enablement for ease of doing business:**
  - Online booking of tickets and business visitor registration implemented for IITF, Aahar and the New Delhi World Book Fair.
  - Online space booking system in domestic events.
  - Online booking of Halls & service requirements for 3rd party events.
  - E-procurement from GEMS/e-tendering introduced.
  - Comprehensive Mobile Apps of ITPO implemented.
  - Functioning of E-payment/E-refund.
  - Wi-fi facility in all AC halls.

### □ **Customer Friendly Measures**

- Competitive tariff policy introduced for 3rd party events.
- Single Point of Contact (SPC) has been introduced.
- Inspection & Service delivery team introduced to ensure better delivery services to organisers/ participants.
- Implementation of 'Help Desk' for third-party events.
- Regular interaction with participants/ organizers.

### □ **Other Measures**

- Economy and austerity measures introduced.
- Rationalization of manpower.

## **8. IECC PROJECT**

ITPO's mega project of redevelopment of Pragati Maidan into a world-class iconic landmark i.e. the International Exhibition-cum-Convention Centre (IECC) is at a significant stage and is being implemented in a phased manner. Hall No. A3 to A5 Complex, complete in all respects, is likely to be delivered by November, 2020. The work on the remaining exhibition halls and the Convention Centre is progressing and the entire project is now rescheduled to be completed by October, 2021 except Exhibition Hall no. 6 that will be completed by January, 2022. The outbreak of the novel Covid-19 pandemic has hit the world at an unprecedented scale. The MICE industry is amongst the most affected. The IECC project activities were earlier impacted due to ban on construction activities in Delhi at various intervals. Now the construction work has been further impacted due to the Covid-19 and consequential lockdown. It may be noted that even if construction has restarted, the pace of construction will remain significantly low for some time due to imposition of social distancing guidelines and labour mobilization issues.



As a result, the earlier timelines had to be revised again which will further delay the availability of Exhibition Halls and other infrastructure.

The infrastructure including the Convention Centre is planned to be an added facility for the G20 Summit being hosted by India in 2022. The upcoming exhibition halls and the Convention Centre will fill critical gaps in requirements for MICE (Meetings, Incentives, Conferences and Events) sector. The IECC project includes development of 3,82,188 sqm total built up area including a world-class Convention Centre with an area of 53,399 sqm and exhibition area of 1,51,687 sqm with basement parking for 4,800 ECUs and administrative building of 8,857 sqm area.

An area of 3.70 acres has been earmarked for a five-star hotel at Pragati Maidan, which will be an integral part of the modern complex. However, there has not been any progress made towards operationalisation of the Hotel component due to poor response from the market.

The Convention Centre will be a huge iconic landmark at par with the best infrastructure in the world. The Convention Centre will have a seating capacity for 7000 pax in a single format which will be more than 5 times the size of Vigyan Bhawan and comprising of G20 meeting and premium rooms with an amphitheatre of 3000 pax seating capacity and a large number of meeting rooms of different sizes.

The Integrated Transit Corridor Development Plan (ITCDP) which is vital for easy access to the IECC is also underway concurrently in and around Pragati Maidan. It will provide access to the basement parking and also an alternative route to Bhairon Marg which is carrying traffic beyond its capacity. The entire stretch of Mathura Road will be signal free once it is ready. This would decongest traffic within the vicinity of Pragati Maidan and will also significantly reduce pollution levels in this area. This component is also an integral part of IECC project and is expected to be completed

by March,2021. Since the funds envisaged to flow from monetisation of land for the Hotel are not available, the IECC project is to be funded through ITPO's reserves and institutional loan from the SBI.

The IECC project will definitely help improve nation's image in terms of world class modern MICE infrastructure. Revenues and services of business sector in the Delhi-NCR region will shoot up as many events may shift to New Delhi from the East Asian and other countries and as such, global fraternity is very excited and thrilled about the upcoming venue and is keenly looking ahead to welcome commissioning of the facilities. In a nutshell, the new venue will not only help in positioning India world over in terms of growth, strength and potential for trade, investment and manufacturing activity but also in projecting India to be a global power.

## 9. COOPERATION WITH OTHER TRADE PROMOTION ORGANISATIONS

ITPO has been actively participating in Asian Trade Promotion Forum (ATPF), a gathering of Trade Promotion Organisations (TPOs) since the very beginning. ITPO also participates in the activities organized by the India Convention Promotion Bureau (ICPB). ITPO has become the Member of UFI – The Global Association of the Exhibition Industry, France, an Organisation for promoting the Exhibition Industry. ITPO has become the Member of International Association of Exhibitions and Events (IAEE), USA for the year 2019-2020. IAEE promotes the unique value of exhibitions and other events that bring buyers and sellers together such as road shows, conferences with an exhibition component, and proprietary corporate exhibitions.

## 10. TRADE INFORMATION RELATED ACTIVITIES

**ITPO's Membership** provides access to Global importers, exporters, wholesalers, distributors, manufacturers, agents, access to directory, searchable by product and country through [www.tradeportalofindia](http://www.tradeportalofindia).

org, access to import, export trade statistics of countries across the globe of all products.

**Centralized Database:** A Central Database of participants in the fairs organized by India Trade Promotion Organisation in India and abroad has been created. The data is extremely useful in mobilizing participation for domestic and foreign fairs organized by ITPO. The accessibility to data by ITPO users is being made through online.

**International Business Lounge (IBL) during IITF for Trade Delegations:** International Business Lounge including Protocol is set up to facilitate our foreign buyers through business delegates and VIP visitors. It also facilitates overall planning and support to foreign buyers/business delegates with their business interest. Approximately 500 no. of overseas trade visitors from different countries visited various Trade Fairs organized by India Trade Promotion Organisation from April 2019 till March 2020 to explore the possibility of collaboration in trade promotion efforts.

### **Business Visitors Registration Counters (BVRCs)**

In order to assist the importers/business visitors/ buyers/ exporters, etc., Business Visitors Registration Counters (BVRCs) are set up to provide the requisite information and guidance to these business visitors visiting the fairs/events. BVRCs are set up at select vantage points. Data collected from the business visitors is analyzed and database is developed for promotion of future events.

## **11. TOWARDS ICT ENABLEMENT**

India Trade Promotion Organisation continued usage of the Information and Communication Technologies (ICT) tools acting as a stimuli & driver for processes' improvement and maturity.

Web-based online systems were used for registering exhibitors/organizers, space booking and making corresponding payments for the events that were

organized by ITPO or third-party organizers at Pragati Maidan and thereby ensuring equitable access of ITPO's services to the public.

Event-specific Mobile Apps were developed for major events of ITPO viz. India International Trade Fair`19, Aahar`19 and India International Footwear Fair`19 for dissemination of the event and exhibitor related information to the public and facilitating ease of navigation.

New ICT driven projects such as computerization of the management of foreign fairs inter-alia including booking process, making online payments, report generation etc., comprehensive Human Resource Management System (HRMS) development, ERP implementation etc. were also initiated.

## **12. ADMINISTRATION & HRD**

During the year 2019-20, 16 officials (i/c 1 on deputation) were appointed through Direct Recruitment (DR) basis as per the following details:

	SC	ST	OBC	UR	PWD	Total
Group 'A'	02	01	03	06	01	13
Group 'C'	--	--	01	02	--	03

During the year, 29 officials were promoted. Of these, 06 were from SC and 1 was from OBC category. 11 officials were granted personal up-gradation under Incentivised Assured Career Progression Scheme (IACPS).

The Voluntary Retirement Scheme (VRS) has been extended upto 31.08.2020.

### **Reservation Policy of Government of India:**

The Guidelines on reservation policy were complied with within ITPO. Liaison Officers have been nominated to look after the interests of SCs/STs & OBCs. In every Departmental Promotion/Selection Committee meetings, an officer of appropriate level belonging to SC/ST/OBC and minority category had been associated to look after the interests of the candidates belonging to these categories. The provisions contained in Persons



with Disabilities (Equal Opportunities, Protection of Rights and Full Participation) Act 1995 regarding reservation in posts/services for disabled persons were also complied with. Floral tributes were offered on the occasion of the Birthday of Dr. B.R. Ambedkar.

### **13. ENGINEERING SERVICES**

#### **(ARCHITECTURE, CIVIL, ELECTRICAL, AV & CONSERVANCY AND SANITATION)**

ITPO provides one-stop solution by offering services like consultancy, design, lay outing, site preparation and execution to meet all the requirements for infrastructure and facilities in terms of holding Exhibitions/Fairs and Conferences organised at Pragati Maidan and at other locations outside Delhi by ITPO. Site visits are conducted at all the venues including the new venues for successfully organizing prospective exhibitions.

All venue based services are provided to third-party fair organizers. Inspections are carried out to ensure compliance of public safety guidelines. Service delivery has been ensured in all the events organised at Pragati Maidan.

### **14. TRADE PROMOTION CENTRES**

#### **CHENNAI TRADE CENTRE**

The Chennai Trade Centre is managed by TNTPO, a Joint venture of ITPO and TIDCO. The Chennai Trade Centre was set up in 2001 over an area of 25.48 acres of land in Nandambakkam, a prime location in Chennai. Hall Nos. 1 & 2 were constructed in 2001 encompassing an area of 6,160 square meters. The Convention Centre constructed in 2004 can accommodate 2,000 participants with a provision for dividing the hall into two equal parts. Hall No. 3 measuring 4,400 square meter was inaugurated in 2008. All the three Exhibition Halls and the Convention Centre are interconnected. All the exhibition halls are air-conditioned and are without pillars or columns.

During 2019-20, 96 exhibitions were held in the Exhibition Halls of Chennai Trade Centre and 75 events

took place in the Convention Centre. TNTPO earned a total income of Rs.54.12 crore as compared to Rs.57.24 in the previous year. The net surplus is Rs. 35.14 crore after considering 'Other comprehensive Income', as against Rs. 35.02 crore (Recast as per Ind-AS) in the previous year.

The Board of TNTPO has approved the construction of a multi-purpose (Exhibition/Convention) hall with an area of 20,322 square meters under expansion plan of TNTPO at an approved cost of Rs.300.06 crore including GST. After the expansion, there will be a total of 2 convention centres and 5 halls for exhibitions in the total area of 39,952 Square meters in an area of 34.61 acres of land.

#### **TRADE CENTRE, BANGALURU**

Located at a prime area in Whitefield, Bangaluru, it covers an area of 48.35 acres. It has an air-conditioned Exhibition hall of 5,371 sq.mtrs. 11 open exhibition areas have been constructed all around the exhibition hall for display of heavy equipments and machineries and for setting up of Food Courts, Business Centre etc. The Trade Centre is being managed by Karnataka Trade Promotion Organisation (KTPO), a joint venture of ITPO and Karnataka Industrial Area Development Board (KIADB). During 2019-20, 42 events were held in Trade Centre, Bangaluru. KTPO earned a total income of Rs.10.32 crore as compared to Rs.10.50 crore in the previous year. The net surplus is Rs.2.67 crore (Previous year Rs.6.99 crore).

The Board has approved the construction of a multi-purpose (convention/exhibition) hall with an area of 7633 sq. mtrs. under expansion plan of KTPO. The construction work for the same was started during 2018-19. After the expansion, there will be a total of 2 halls for exhibitions and conventions with a total area of 14,504 Sq. Mtrs. The estimated project cost is at Rs.67.59 crore.

## 15. PROGRESSIVE USE OF THE OFFICIAL LANGUAGE (HINDI)

To ensure proper implementation of the Official Language Policy of the Govt. of India in ITPO, an Official Language Committee has been constituted under the Chairmanship of CMD, ITPO and its meetings are organised regularly. The instructions received from Parliamentary Committee on Official Language, Department of Official Language, Town Official Language Implementation Committee (Narakas-II) and Hindi Section of Department of Commerce are duly followed in ITPO. Efforts were made to achieve targets in different areas as laid down by the Dept. of Official Language, Govt. of India.

Hindi workshops are being organised every year to create a conducive atmosphere for executing the official work in Hindi. In addition to the efforts made by ITPO's own Official Language Implementation Committee, ITPO was also represented in the meetings of TOLIC (Delhi) and Department of Commerce. The Corporate website of ITPO [www.indiatradefair.com](http://www.indiatradefair.com), in bilingual, is updated regularly.

To encourage the use of Official Language in day-to-day official work, Hindi Noting-drafting, Hindi Translation, Hindi Vartani Sanshodhan and Hindi Essay competitions were organized in which certificates and Cash Prizes were awarded to the participants. To encourage Hindi in routine file work of ITPO, an Incentive Scheme has already been introduced. Employees of ITPO also participated in various Hindi Competitions organized by the TOLIC (Delhi).

Besides, Business Visitors' Guides, Background of IITF, Mobilization folders of different exhibitions organized by ITPO at Pragati Maidan, Annual Report, the Memorandum of Understanding between ITPO and the Department of Commerce were brought out in Hindi as well as in English.

## 16. SECURITY

ITPO had made necessary security arrangements, fire fighting arrangements and parking arrangements

during various fairs, including IITF 2019 and other events organized by ITPO during Financial Year 2019-20. Further, various security arrangements made by third-party fair organizers were also monitored during 2019-20.

New Parking spaces were explored inside the fairground to facilitate organizers. Pick-up and drop-off arrangement of Shuttle services for delegates, during various fairs, was allowed up to the halls.

Fire Service Week was celebrated during 14th to 20th April 2019 with an aim to generate awareness in ITPO employees towards fire safety. Sessions of basic fire safety and fire warden training were imparted to all the employees. One Fire Mock Drill and One Mega Evacuation drill were conducted for all the officials.

A Disaster Management Plan was prepared for IITF' 2019 and a training programme was conducted for all the employees before commencement of IITF' 2019. In addition, a Bomb Threat Mock Drill was also organised by ITPO before IITF' 2019.

## 17. VIGILANCE

The Vigilance Division assists in maintaining transparency and integrity in general administration and functioning of various Divisions of ITPO. Besides investigating complaints and conduct of disciplinary proceedings under ITPO Employees (CDA) Rules, the Vigilance Division performs inspection of office spaces and conducts surprise visits in exhibition halls.

Circulars and system improvement directives are issued to develop awareness among the employees of ITPO. As preventive measures, the Vigilance Division is also monitoring timely payments of bills to contractors/suppliers/service providers through the mechanism of monthly reports from concerned divisions certifying that all bills have been processed within the approved timelines. In order to ensure transparency and also efficient Vigilance Administration, use of Information Technology Innovations is actively pursued.



The Vigilance Division scrutinises the annual property returns of the employees on a continuous basis and also files various monthly, quarterly, half yearly and annual returns/reports to Department of Commerce, CVC and CBI. The Central Vigilance Commission has done away with the offline mode of submission of the Monthly/Annual reports by the CVO and has introduced online mode of submission of Quarterly/Annual Report. Accordingly, online Quarterly Reports in respect of ITPO are uploaded online through CVC's online Quarterly Report module.

In accordance with the instructions issued by the Central Vigilance Commission, Vigilance Awareness Week was observed in ITPO and its Regional Offices in order to spread awareness on the values of practicing ethical and transparent business transactions in day-to-day official works and public interface. A link of CVC's E-Pledge was uploaded on ITPO's website and was given publicity among employees. The employees were encouraged to take integrity pledge by visiting the website. The concept of E-Integrity Pledge was also promoted among the persons with whom ITPO deals i.e. exhibitors and participants of fairs and events in ITPO.

## 18. FOOD AND BEVERAGES

ITPO earned a total revenue of Rs.2.50 Crore approx. from allotment of Kiosk-6, Kiosk-7, Kiosk-11, Kiosk-12, temporary food stalls during various ITPO's events and vending points during FY 2019-20.

ITPO formulated and finalized terms & conditions of RFP for selection of an Aggregator for setting up, operating, maintaining and managing F&B outlets at the Exhibition Complex as a part of the IECC, Pragati Maidan and accordingly, invited e-tender through CPP Portal from the prospective bidders during January 2020, but there has not been adequate response. The RFP is prepared to be issued again.

A special emphasis was given to the price control and maintenance of quality & hygiene of food sold during

IITF' 2019 by giving strict instructions to all the F&B operators to adhere to the terms & conditions of the agreement.

Proper cleanliness & hygiene at F&B outlets inside Pragati Maidan was ensured to make 'Swachh Bharat Abhiyaan' a success.

## 19. ESTATE MANAGEMENT

ITPO makes arrangements for installation of BTS towers in Pragati Maidan. At present, five towers (Base Transceiver Stations) are installed in Pragati Maidan that facilitate wireless communication between UE and a network, operation of digital payment, wi-fi, etc.

ITPO is in the process of taking-up all long pending issues pertaining to long term allottees of Pragati Maidan viz. Crafts Museum and National Science Centre. Since both the organisations are Govt. entities and fall within the purview of new guidelines issued by DPE under AMRD - for resolution of disputes, ITPO is taking-up the matter of the concerned organisation under AMRD. Licence Fee/Electricity charges from allottees/Banks in Pragati Maidan is also being retrieved.

Efforts are being made by ITPO for optimum utilisation of its assets besides realisation of outstanding license fee due from ex-licensee International Amusement Limited (IAL) – Appu Ghar in Pragati Maidan. Insurance of the Halls and assets of ITPO is also being undertaken. The details of properties of ITPO i.e. land, buildings, Halls, ROs, TPOs etc. are being compiled with a view to rationalizing their usage and/or disposal.

## 20. SUBSIDIARY & ASSOCIATE COMPANIES

A Statement containing salient features of the financial statement of subsidiaries/associate companies/joint ventures, pursuant to section 129 of the Companies Act, 2013 forms part of this report (Annexure - I).

**21.** The extract of Annual Return, as provided under sub section (3) of Section 92 of Companies Act 2013, forms part of this Report (Annexure- II).



## **22. FIXED DEPOSITS, LOANS, GUARANTEES OR INVESTMENTS**

During the year, the Company has not accepted any public deposits under Section 73 of the Companies Act, 2013 and Rules made there under.

## **23. RELATED PARTIES TRANSACTIONS**

Related Party transactions have been reported (Refer disclosure at Note 32.13)

## **24. AUDITORS**

M/s. S P Chopra & Co., Chartered Accountants, New Delhi were appointed as Statutory Auditors of the Company for the Financial Year 2019-20 by the Comptroller and Auditor General (C&AG) of India.

## **25. STATUTORY AUDITORS' REPORT**

Statutory Auditor's Report is the part of Director's Report. (Annexure-III).

The comments of CAG on the annual accounts of the Company for the year ended 31st March, 2020 would form part of this report. (Annexure-IV & V).

## **26. INTERNAL FINANCIAL CONTROL SYSTEMS AND THEIR ADEQUACY**

The Board has adopted policies and procedures for ensuring the orderly and efficient conduct of its business, including adherence to the company's policies, the safeguarding of its assets, the prevention and detection of frauds and errors, the accuracy and completeness of the accounting records, and the timely preparation of reliable financial disclosures. IFRS audit has been conducted and reported to the Board.

## **27. CORPORATE GOVERNANCE**

The Board of Directors, the Audit Committee and the Remuneration Committee have been constituted in line with the Guidelines of DPE on Corporate Governance.

Both the Board as well as the Audit Committee have been meeting at regular intervals.

The Company submitted the annual report in Compliance with DPE's Guidelines on Corporate Governance to the Department of Commerce during 2019-20, within the specified timelines and reported an Annual Average Pro-rata Score of 95.92% to qualify for an 'Excellent' Grade. A detailed report is set out and appended which forms part of this report (Annexure-VI & VII).

## **28. RISK MANAGEMENT**

Your Company regularly analyses the risks related to its operations and all steps were taken to manage & mitigate the known risks by insurance & other means.

## **29. RIGHT TO INFORMATION (RTI)**

All RTI applications and appeals have been settled in time. Further, RTI Cell has implemented Transparency Audit of CIC in ITPO within its time limits.

## **30. CODE OF CONDUCT**

ITPO has formulated a Code of Conduct for the Board of Directors and Senior Management Personnel. The confirmation of compliance of the same is obtained from all concerned on annual basis. All Board Members and Senior Management Personnel have given their confirmation of compliance for the year under review. A declaration, duly signed by CMD, is annexed to this report. (Annexure-VIII).

## **31. CORPORATE SOCIAL RESPONSIBILITY**

The thrust of CSR activities by ITPO is on capacity building, empowerment of communities, inclusive socio-economic growth, environment protection, promotion of green and energy efficient technologies, development of backward regions and uplift of marginalized and under-privileged sections of the society.

ITPO has been strictly adhering to the CSR and Sustainability Guidelines issued by Department of Public Enterprises and the applicable Act & Rules of the



Companies Act 2013. The CSR initiatives/activities are implemented and monitored accordingly. The detailed policy about CSR initiatives of ITPO is available at <http://www.indiatradefair.com/csr.php>. The complete details of CSR initiatives by ITPO are enclosed at Annexure- IX.

## 32. MANAGEMENT DISCUSSION AND ANALYSIS REPORT

Management Discussion and Analysis Report has separately been appended herewith and forms part of this Report. (Annexure-X).

## 33. CONSERVATION OF ENERGY, TECHNOLOGY ABSORPTION AND FOREIGN EXCHANGE EARNINGS AND OUTGO

### A. CONSERVATION OF ENERGY:

The Company's activities do not involve continuous consumption of energy. However, necessary conservation measures, to the maximum extent, have already been implemented like limited use of lights, fans, air conditioners, etc.

### B. TECHNOLOGY ABSORPTION:

The Company has not absorbed any technology from any source. ITPO is in the service sector and, being a trade promotion organisation, the company is taking every necessary step to increase exports from the country.

### C. FOREIGN EXCHANGE EARNINGS AND OUTGO

	Current Year (2019-20) (Rs. In crores)	Previous Year (2018-19) (Rs. In crores)
Earnings	8.13	10.60
Outgo	25.14	27.14

## 34. DIRECTORS' RESPONSIBILITY STATEMENT

As stipulated in Section 134(5) of the Companies Act, 2013, the Directors subscribe to the "Directors' Responsibility Statement" and confirm as under:

- I. That, in the preparation of the annual accounts, the applicable accounting standards have been followed along with proper explanation relating to material departures;
- II. That, the Directors have selected such accounting policies and applied them consistently and made estimates that are reasonable and prudent so as to give a true and fair view of the financial year and of income over expenditure of the Company for that period;
- III. That, the Directors have taken proper and sufficient care of the maintenance of adequate accounting records in accordance with the provisions of this Act for safeguarding the assets of the Company and for preventing and detecting fraud and other irregularities;
- IV. That, the Directors have prepared the annual accounts on a going concern basis;
- V. The Directors had laid down internal financial controls to be followed by the company and that such internal financial controls are adequate and operating effectively;
- VI. That, the Directors had devised proper systems to ensure compliance with provisions of all applicable laws and that such systems were adequate and operating effectively.

## 35. ACKNOWLEDGEMENTS

We are thankful to the Central Government Ministries and Departments, particularly the Ministry of Commerce and Industry, Ministry of Housing and Urban Affairs, Ministry of External Affairs including Indian Missions,

Ministry of MSME for their continued guidance and assistance. The Directors are also grateful to Delhi Development Authority, Ministry of Railways, State Governments, Public Sector Enterprises, Central Public Works Department, PWD, DJB, BSES, South Delhi Municipal Corporation (SDMC), Delhi Police,

Mahanagar Telephone Nigam Limited and other agencies and individuals for their willing co-operation extended to ITPO. The Board of Directors is also grateful to the Comptroller and Auditor General of India, Department of Public Enterprises and Ministry of Corporate Affairs for their valuable co-operation.

For and on behalf of the Board of Directors

Sd/-

(L.C. Goyal)

Chairman and Managing Director

DIN No.02389348

Place: New Delhi

Date: 22.09.2020

**Form AOC-1**

(Pursuant to first proviso to sub-section (3) of section 129 read with rule 5 of Companies (Accounts) Rules, 2014)

**Statement containing salient features of the financial statement of subsidiaries/associate companies/joint ventures**
**Part "A": Subsidiaries**

(Information in respect of each subsidiary to be presented with amounts in Rs.)

Sl. No.	Particulars	Details	
1.	Name of the subsidiary as on 31.3.2020	Tamilnadu Trade Promotion Organisation	Karnataka Trade Promotion Organisation
2.	The date since when subsidiary was acquired	17.11.2000	06.12.2000
3.	Reporting period for the subsidiary concerned, if different from the holding company's reporting period	N.A	N.A.
4.	Reporting currency and Exchange rate as on the last date of the relevant Financial year in the case of foreign subsidiaries	N.A	N.A.
5.	Share capital	Rs.1,00,000/-	Rs. 20,00,00,000/-
6.	Reserves & surplus	Rs.325,28,77,018	Rs.1,20,06,01,923/-
7.	Total assets	Rs.347,84,26,681	Rs.1,41,66,65,736/-
8.	Total Liabilities	Rs.22,54,49,663	Rs. 1,60,63,811/-
9.	Investments	-	-
10.	Turnover	Rs.54,12,19,358	Rs. 10,32,60,855/-
11.	Profit before taxation	Rs.36,04,10,039	Rs. 2,67,96,716/-
12.	Provision for taxation	-	-
13.	Profit after taxation	Rs.36,04,10,039	Rs. 2,67,96,716/-
14.	Proposed Dividend	N.A.(Prohibited to declare dividend as incorporated U/s 8 of the Companies Act, 2013	N.A.(Prohibited to declare dividend as incorporated U/s 8 of the Companies Act, 2013
15	Extent of shareholding (%)	51%	51%

**Notes:** The following information shall be furnished at the end of the statement:

- Names of subsidiaries which are yet to commence operations
- Names of subsidiaries which have been liquidated or sold during the year.

**Part “B”: Associates and Joint Ventures****Statement pursuant to Section 129 (3) of the Companies Act, 2013 related to Associate Companies and Joint Ventures**

- Names of associates or joint ventures which are yet to commence operations.
- Names of associates or joint ventures which have been liquidated or sold during the year.

**Note:** This Form is to be certified in the same manner in which the Balance Sheet is to be certified.

<b>Name of associates/Joint Ventures</b>	<b>Name 1</b>	<b>Name 2</b>
Latest audited Balance Sheet Date:31 March,2020	National Centre for Trade Information	Jammu & Kashmir Trade Promotion Organisation
Date on which the Associate or Joint Venture was associated or acquired	31.03.1995	30.05.2018
Shares of Associate/Joint Ventures held by the company on the year end		
No.	2,00,000	2,20,000
Amount of Investment in Associates/Joint Venture	Rs.2,00,00,000/-	Rs.2,20,00,000/-
Extend of Holding%	50%	40s%
Description of how there is significant influence	There is significant influence due to 50% share capital held by ITPO	There is significant influence due to 40% share capital held by ITPO (holding voting right more than 20%)
Reason why the associate/joint venture is not consolidated	Ind AS-28	Ind AS-28
Net worth attributable to shareholding as per latest audited Balance Sheet	Rs.83,55,362/-	Rs.11,13,26,709/-
Profit/Loss for the year		
Considered in Consolidation	Rs. 29,120/-	-
Not Considered in Consolidation	Rs. 29,120/-	Rs. -16,16,731/-

Sd/-  
(S.R. Sahoo)  
Company Secretary

Sd/-  
(D.M. Sharma)  
Chief Financial Officer

Sd/-  
(L.C. Goyal)  
Chairman & Managing Director



**Form No. MGT-9  
EXTRACT OF ANNUAL RETURN  
as on the financial year ended on 31st March, 2020**

**Pursuant to section 92(3) of the Companies Act, 2013 and rule 12(1) of the Companies (Management and Administration) Rules, 2014**

**I. REGISTRATION AND OTHER DETAILS:**

i)	CIN	U74899DL1976NPL008453
ii)	Registration Date	30/12/1976
iii)	Name of the Company	INDIA TRADE PROMOTION ORGANISATION
iv)	Category / Sub-Category of the Company	Mini- Ratna Category-1
v)	Address of the Registered office and contact details	Pragati Maidan, New Delhi-110001 Tel. : 91-11-23371540 (EPABX) Fax : 91-11-23371492, 23371493 email : info@itpo.gov.in
vi)	Whether listed company	Yes / No
vii)	Name, Address and Contact details of Registrar and Transfer Agent, if any	N/A

**II. PRINCIPAL BUSINESS ACTIVITIES OF THE COMPANY**

**All the business activities contributing 10 % or more of the total turnover of the company shall be stated:-**

SI. NO.	Name and Description of main products/ services	NIC Code of the Product/ services	% to Total turnover of the company
1	Organising Fairs/ Exhibitions for promotion of India's trade	-	100%
2	-	-	-
3	-	-	-

**III. PARTICULARS OF HOLDING, SUBSIDIARY AND ASSOCIATE COMPANIES –**

S.NO	NAME AND ADDRESS OF THE COMPANY	CIN/GIN	HOLDING/ SUBSIDIARY/ ASSOCIATE	% of shares held	Applicable Section
1	Tamilnadu Trade Promotion Organisation CTC Complex Nandambakkam Chennai 600089	U91120TN2000NPL046140	SUBSIDIARY	51%	Sec.25 now Sec.8
2	Karnataka Trade Promotion Organisation Plot No.121,Road No.5,EPIP,2nd Phase, Whitefield Industrial Area, Bengaluru - 560066	U92490KA2000NPL028238	SUBSIDIARY	51%	Sec.25 now Sec.8
3	National Centre For Trade Information Pragati Maidan, New Delhi - 110001	U74899DL1995NPL067008	ASSOCIATE	50%	Sec.25 now Sec.8
4	Jammu & Kashmir Trade Promotion Organisation Jammu and Kashmir Industries, Old Secretariat, Srinagar 190001	U93090JK2018NPL010473	ASSOCIATE	40%	Sec.8

**IV. SHARE HOLDING PATTERN (EQUITY SHARE CAPITAL BREAKUP AS PERCENTAGE OF TOTAL EQUITY)****(i) CATEGORY-WISE SHARE HOLDING**

Category of shareholders	No. of shares held at the beginning of the year	No. of shares held at the end of the year	% Change during the year
<b>A. Promoters</b>	-	-	-
(1) Indian			
(a) Individual/ HUF	-	-	-
(b) Central Govt	25000	25000	0%
● President of India (24998)			
● Commerce Secretary, DOC (1)			
● CMD, ITPO (1)			
(a) State Govt(s)	-	-	-



(b) Bodies Corp.	-	-	-
(c) Banks/FI	-	-	-
(d) Any Other	-	-	-
<b>Sub-total (A)(1):-</b>	25000	25000	0%
<b>(2) Foreign</b>	-	-	-
(a) NRIs - Individuals	-	-	-
(b) Other - Individuals	-	-	-
(c) Bodies Corp	-	-	-
(d) Banks / FI	-	-	-
(e) Any Other....	-	-	-
<b>Sub-total (A) (2):-</b>	-	-	-
<b>Total shareholding of Promoter (A) = (A)(1)+(A)( 2)</b>	25000	25000	0%
<b>B. Public Shareholding</b>	-	-	-
<b>1. Institutions</b>	-	-	-
(a) Mutual Funds	-	-	-
(b) Banks/FI	-	-	-
(c) Central Govt	-	-	-
(d) State Govt(s)	-	-	-
(e) Venture Capital Funds	-	-	-
(f) Venture Capital Funds	-	-	-
(g) Insurance Companies	-	-	-
(h) FII's	-	-	-
(i) Foreign Venture Capital Funds	-	-	-
(j) Others (specify)	-	-	-
<b>Sub-total (B)(1):-</b>	-	-	-
<b>2. Non Institutions</b>	-	-	-
a) Bodies Corp.	-	-	-
i) Indian	-	-	-
ii) Overseas	-	-	-
(b) Individuals	-	-	-
i) Individual shareholders holding nominal share capital upto Rs. 1 lakh	-	-	-
ii) Individual shareholders holding nominal share capital in excess of Rs 1 lakh	-	-	-
(c) Others (specify)	-	-	-
<b>Sub-total (B)(2):-</b>	-	-	-
<b>Total Public Shareholding (B) = (B)(1)+(B)( 2)</b>	-	-	-
<b>C. Shares held by Custodian for GDRs &amp; ADRs</b>	-	-	-
<b>Grand total (A+B+C)</b>	25000	25000	0%



**(II) SHAREHOLDING OF PROMOTERS**

SL. NO.	Shareholder's Name	Shareholding at the beginning of the year			Shareholding at the end of the year			% change in share holding during the year
		No. of Shares	% of total Shares of the company	% of shares pledged / encumbered to total shares	No. of Shares	% of total Shares of the company	% of Shares Pledged/ encumbered to total shares	
1	President of India	24998	99.98%	NO	24998	99.98%	NO	0%
2	Commerce Secretary, DOC	1	0.01%	NO	1	0.01%	NO	0%
3	CMD,ITPO	1	0.01%	NO	1	0.01%	NO	0%
	Total	25000	100%	NO	25000	100%	NO	0%

**(III) CHANGE IN PROMOTERS' SHAREHOLDING (PLEASE SPECIFY, IF THERE IS NO CHANGE)**

SL. NO.		Shareholding at the beginning of the year		Cumulative shareholding during the year	
		No. of shares	% of total shares of the company	No. of shares	% of total shares of the company
	At the beginning of the year	NA	-	NA	-
	Date wise Increase / Decrease in Promoters Shareholding during the year specifying the reasons for increase/ decrease (e.g. allotment / transfer / bonus/ sweat equity etc):	-	-	-	-
	At the End of the year	NA	-	NA	-

**(IV) SHAREHOLDING PATTERN OF TOP TEN SHAREHOLDERS (OTHER THAN DIRECTORS, PROMOTERS AND HOLDERS OF GDRS AND ADRS):**

SL. NO.		Shareholding at the beginning of the year		Cumulative shareholding during the year	
		No. of shares	% of total shares of the company	No. of shares	% of total shares of the company
	At the beginning of the year	NA	-	NA	-
	Date wise Increase / Decrease in Promoters Shareholding during the year specifying the reasons for increase/ decrease (e.g. allotment / transfer / bonus/ sweat equity etc):	-	-	-	-
	At the End of the year	NA	-	NA	-

**(V) SHAREHOLDING OF DIRECTORS AND KEY MANAGERIAL PERSONNEL:**

Sl. No		Shareholding at the beginning of the year		Cumulative Shareholding during the year	
		No. of shares	% of total shares of the company	No. of shares	% of total shares of the company
	<b>For Each of the Directors and KMP</b>				
	At the beginning of the year	CMD, ITPO (1)	.01%	CMD,ITPO (1)	.01%
	Date wise Increase / Decrease in Share holding during the year specifying the reasons for increase / decrease (e.g. allotment / transfer / bonus / sweat equity etc):	NIL	-	NIL	-
	At the End of the year	CMD, ITPO (1)	.01%	CMD, ITPO (1)	.01%

**VI. INDEBTEDNESS****INDEBTEDNESS OF THE COMPANY INCLUDING INTEREST OUTSTANDING/ACCRUED BUT NOT DUE FOR PAYMENT**

	Secured loans excluding deposits	Unsecured Loans	Deposits	Total Indebtedness
<b>Indebtedness at the beginning of the financial year</b>	NIL	NIL	-	NIL
(i) Principal Amount				
(ii) Interest due but not Paid	-	-	-	-
(iii) Interest accrued but not due	NA	-	-	NA
<b>Total (I + ii+ iii)</b>	-	-	-	-
<b>Change in Indebtedness during the financial year</b>	-	-	-	-
● Addition	-	-	-	-
● Reduction	-	-	-	-
<b>Net Change</b>	-	-	-	-
<b>Indebtedness at the end of the financial year</b>	-	-	-	-
i) Principal Amount				
ii) Interest due but not paid	-	-	-	-
iii) Interest accrued but not due	-	-	-	-
<b>Total (I + ii+ iii)</b>	-	-	-	-

**VII. REMUNERATION OF DIRECTORS AND KEY MANAGERIAL PERSONNEL****REMUNERATION TO MANAGING DIRECTOR, WHOLE-TIME DIRECTORS AND/OR MANAGER:**

SI. No.	Particulars of Remuneration	Name of MD/WTD/Manager			Total Amount
		CMD	ED	Ex-ED (Sh. Deepak Kumar)	
1.	<b>Gross salary</b>				
	(a) Salary as per provisions contained in section 17(1) of the Income- tax Act, 1961	Rs. 24,04,125/-	Rs. 15,55,460/-	Rs. 13,99,790/-	Rs. 53,59,375/-



	(b) Value of perquisites u/s 17(2) Income-tax Act, 1961	Rs. 3,12,984/-	-		Rs. 3,12,984/-
	(c) Profits in lieu of salary under section 17(3) Income tax Act, 1961	-	-	-	-
2	Stock Option	-	-	-	-
3	Sweat Equity	-	-	-	-
4	Commission as % of profit -others, specify.....	-	-	-	-
5	Others, please specify.....	Rs. 22,53,876/- (Accommodation payment)			Rs. 22,53,876/-
	<b>Total (A)</b>	Rs. 49,70,985/-	Rs. 15,55,460/-	Rs. 13,99,790/-	Rs. 79,26,235/-
	<b>Ceiling as per the Act</b>				

**B. REMUNERATION TO OTHER DIRECTORS:**

Sl. No.	Particulars of Remuneration	Name of Directors	Total Amount
1.	<b>Independent Directors</b> ● Fee for attending board committee meetings	Shri V.G. Aravindanayagi Rs. 20,000/- per meeting, Rear Admiral Rahul Kumar Shrawat Rs 20,000/-per meeting	Rs. 1,00,000/-
	Commission	-	-
	Others, please specify	Rs. 1,44,589.92/-	Rs. 1,44,589.92/-
	<b>Total (1)</b>	Rs.2,44,589.92/-	Rs. 2,44,589.92/-
2.	<b>Other Non-Executive Directors</b> ● Fee for attending board committee meetings	NIL	NIL
	Commission	-	-
	Others, please specify	-	-
	<b>Total (2)</b>	NIL	NIL
	<b>Total (B)=(1+2)</b>	Rs.2,44,589.92/-	Rs.2,44,589.92/-
	<b>Total Managerial Remuneration</b>		
	<b>Overall Ceiling as per the Act.</b>		

**C. REMUNERATION TO KEY MANAGERIAL PERSONNEL OTHER THAN MD/MANAGER/WTD**

Sl. No.	Particulars of Remuneration	Key Managerial Personnel			Total
		CEO	Company Secretary	CFO	
1	<b>Gross Salary</b>				
	(a) Salary as per provisions contained in section 17(1) of the Income Tax Act, 1961.	NA	Rs. 22,18,447/-	Rs. 23,06,209/-	Rs. 45,24,656/-
	(b) Value of perquisites u/s 17(2) of the Income Tax Act, 1961	-	Rs. 1,11,085/-	Rs. 1,35,240/-	Rs. 2,46,325/-
	(c) Profits in lieu of salary under section 17(3) of the Income Tax Act, 1961	-	-	-	-
2	Stock Option	-	-	-	-
3	Sweat Equity	-	-	-	-
4	Commission	-	-	-	-
	as % of profit	-	-	-	-
	others, specify	-	-	-	-
5	Others, please specify	-	-	-	-
	<b>Total</b>	-	Rs. 23,29,532/-	Rs. 24,41,449/-	Rs. 44,70,981/-

**VIII. PENALTIES / PUNISHMENT/ COMPOUNDING OF OFFENCES:**

Type	Section of the Companies Act	Brief Description	Details of Penalty/ Punishment/ Compounding fees imposed	Authority (RD/NCLT/ Court)	Appeal made if any (give details)
<b>A. COMPANY</b>					
Penalty					
Punishment					
Compounding					
<b>B. DIRECTORS</b>					
Penalty					
Punishment					
Compounding					
<b>C. OTHER OFFICERS IN DEFAULT</b>					
Penalty					
Punishment					
Compounding					



### Independent Auditor's Report

TO THE MEMBERS OF 'INDIA TRADE PROMOTION ORGANISATION'

Report on the Audit of the Standalone Financial Statements

#### Opinion

We have audited the accompanying standalone financial statements of 'India Trade Promotion Organisation' (the "Company"), which comprise the Standalone Balance Sheet as at 31st March, 2020, the Standalone Statement of Income and Expenditure (including Other Comprehensive Income), the Standalone Statement of Changes in Equity and the Standalone Statement of Cash Flows for the year then ended, and notes to the standalone financial statements including a summary of the significant accounting policies and other explanatory information.

In our opinion and to the best of our information and according to the explanations given to us, the aforesaid standalone financial statements give the information required by the Companies Act, 2013 (the 'Act') in the manner so required and give a true and fair view in conformity with the accounting principles generally accepted in India, of the state of affairs of the Company as at 31st March, 2020 and its surplus (including Other Comprehensive Income), its changes in equity and its cash flows for the year ended on that date.

#### Basis for Opinion

We conducted our audit in accordance with the Standards on Auditing (SAs) specified under section 143(10) of the Act. Our responsibilities under those Standards are further described in the Auditor's Responsibilities for the Audit of the Financial Statements section of our report. We are independent of the Company in accordance with the Code of Ethics issued by the Institute of Chartered Accountants of India together with the ethical requirements that are relevant to our audit of the standalone financial statements under the provisions of the Act and the Rules thereunder, and we have fulfilled our other ethical responsibilities in accordance with these requirements and the Code of Ethics. We believe that the audit evidence we have obtained is sufficient and appropriate to provide a basis for our opinion.

#### Emphasis of Matter

We draw attention to the following matter in the Notes to the standalone financial statements:

Provision of Rs. 3264 lakhs towards performance related pay (PRP)/ ex-gratia made during the earlier years, written back and recognized as an exceptional income based on the approval of the Board of Directors and reasons as mentioned in the notes to accounts by the management. (Refer note 26.1 of the standalone financial statements).

Our opinion is not modified in respect of the above matters.

#### Information Other than the Standalone Financial Statements and Auditor's Report Thereon

The Company's Board of Directors is responsible for the other information. The other information comprises the Corporate Governance Report and Directors' Report, including annexures, if any, thereon (but does not include the standalone financial statements and our auditor's report thereon), which is expected to be made available to us after the date of this auditor's report.

Our opinion on the standalone financial statements does not cover the other information and we will not express any form of assurance conclusion thereon.

In connection with our audit of the standalone financial statements, our responsibility is to read the other information identified above when it becomes available and, in doing so, consider whether the other information is materially inconsistent with the standalone financial statements or our knowledge obtained in the audit, or otherwise appears to be materially misstated.

When we read the Corporate Governance Report and Directors' Report, including annexures, if any, thereon, if we conclude that there is a material misstatement therein, we are required to communicate the matter to those charged with governance.

## **Responsibilities of Management and Those Charged with Governance for the Standalone Financial Statements**

The Company's Board of Directors is responsible for the matters stated in section 134(5) of the Act with respect to the preparation of these standalone financial statements that give a true and fair view of the financial position, financial performance including other comprehensive income, changes in equity and cash flows of the Company in accordance with the accounting principles generally accepted in India, including the Indian Accounting Standards ("Ind AS") notified under Section 133 of the Act read with the Companies (Indian Accounting Standards) Rules, 2015, as amended from time to time.

This responsibility also includes maintenance of adequate accounting records in accordance with the provisions of the Act for safeguarding the assets of the Company and for preventing and detecting frauds and other irregularities; selection and application of appropriate accounting policies; making judgments and estimates that are reasonable and prudent; and design, implementation and maintenance of adequate internal financial controls, that were operating effectively for ensuring the accuracy and completeness of the accounting records, relevant to the preparation and presentation of the standalone financial statements that give a true and fair view and are free from material misstatement, whether due to fraud or error.

In preparing the standalone financial statements, the Board of Directors is responsible for assessing the Company's ability to continue as a going concern, disclosing, as applicable, matters related to going concern and using the going concern basis of accounting unless the Board of Directors either intends to liquidate the Company or to cease operations, or has no realistic alternative but to do so.

Those Board of Directors are also responsible for overseeing the Company's financial reporting process.

## **Auditor's Responsibilities for the audit of the Standalone Financial Statements**

Our objectives are to obtain reasonable assurance about whether the standalone financial statements as a whole are free from material misstatement, whether due to fraud or error, and to issue an auditor's report that includes our opinion. Reasonable assurance is a high level of assurance, but is not a guarantee that an audit conducted in accordance with SAs will always detect a material misstatement when it exists. Misstatements can arise from fraud or error and are considered material if, individually or in the aggregate, they could reasonably be expected to influence the economic decisions of users taken on the basis of these standalone financial statements.

As part of an audit in accordance with SAs, we exercise professional judgment and maintain professional skepticism throughout the audit. We also:

- Identify and assess the risks of material misstatement of the standalone financial statements, whether due to fraud or error, design and perform audit procedures responsive to those risks, and obtain audit evidence that is sufficient and appropriate to provide a basis for our opinion. The risk of not detecting a material misstatement resulting from fraud is higher than for one resulting from error, as fraud may involve collusion, forgery, intentional omissions, misrepresentations, or the override of internal control.
- Obtain an understanding of internal control relevant to the audit in order to design audit procedures that are appropriate in the circumstances. Under section 143(3)(i) of the Companies Act, 2013, we are also responsible for expressing our opinion on whether the company has adequate internal financial controls system in place and the operating effectiveness of such controls.
- Evaluate the appropriateness of accounting policies used and the reasonableness of accounting estimates and related disclosures made by management.
- Conclude on the appropriateness of management's use of the going concern basis of accounting and, based on the audit evidence obtained, whether a material uncertainty exists related to events or conditions that may cast significant doubt on the Company's ability to continue as a going concern. If we conclude that a material uncertainty exists, we are required to draw attention in our auditor's report to the related disclosures in the standalone financial statements or, if such disclosures are inadequate, to modify our opinion. Our conclusions are based on the audit evidence obtained up to the date of our auditor's report. However, future events or conditions may cause the Company to cease to continue as a going concern.



- Evaluate the overall presentation, structure and content of the standalone financial statements, including the disclosures, and whether the standalone financial statements represent the underlying transactions and events in a manner that achieves fair presentation.

We communicate with those charged with governance regarding, among other matters, the planned scope and timing of the audit and significant audit findings, including any significant deficiencies in internal control that we identify during our audit.

We also provide those charged with governance with a statement that we have complied with relevant ethical requirements regarding independence, and to communicate with them all relationships and other matters that may reasonably be thought to bear on our independence, and where applicable, related safeguards.

### **Report on Other Legal and Regulatory Requirements**

1. The 'Companies (Auditor's Report) Order, 2016' ("the Order"), issued by the Central Government of India in terms of sub-section (11) of Section 143 of the Act is not applicable to the Company in terms of paragraph 1 sub-para 2(iii) of Companies (Auditors Report's) Order, 2016, as the Company is licensed to operate under section 8 of the Companies Act, 2013.
2. We are enclosing our report in terms of section 143(5) of the Act, on the basis of such checks of the books and records of the Company as we considered appropriate and according to the information and explanations given to us by the management, in Annexure - 'A', on the directions and sub-directions issued by Comptroller and Auditor General of India.
3. As required by Section 143(3) of the Act, we report that:
  - a. we have sought and obtained all the information and explanations which to the best of our knowledge and belief were necessary for the purposes of our audit;
  - b. in our opinion, proper books of account as required by law have been kept by the Company so far as appears from our examination of those books;
  - c. the Standalone Balance Sheet, the Standalone Statement of Income and Expenditure (including Other Comprehensive Income), the Standalone Statement of Changes in Equity and the Standalone Statement of Cash Flows dealt with by this Report are in agreement with the books of account;
  - d. in our opinion, the aforesaid standalone financial statements comply with the Indian Accounting Standards ("Ind AS") notified under Section 133 of the Act read with the Companies (Indian Accounting Standards) Rules, 2015, as amended from time to time;
  - e. the matters described in Emphasis of Matter paragraph above, in our opinion, may have an adverse effect on the functioning of the Company;
  - f. being a Government Company, pursuant to notification no. GSR 463 (E) dated 5th June, 2015 of the Government of India, provision of sub section (2) of section 164 of the Companies Act, 2013 is not applicable to the Company;
  - g. with respect to the adequacy of the internal financial controls with reference to financial statements of the Company and the operating effectiveness of such controls, refer to our separate report in Annexure - 'B';
  - h. being a Government Company, pursuant to notification no. GSR 463 (E) dated 5th June, 2015 of the Government of India, provision of section 197 of the Companies Act, 2013 is not applicable to the Company; and
  - i. with respect to the other matters to be included in the Auditor's Report in accordance with Rule 11 of the Companies (Audit and Auditors) Rules, 2014, as amended in our opinion and to the best of our information and according to the explanations given to us:



- i. The Company has disclosed the impact of pending litigations on its financial position in its standalone financial statements – Refer note 34.1 to the standalone financial statements;
- ii. The Company has not entered into any long-term contracts including derivative contracts.
- iii. Being section 8 Company, Company is prohibited from the payment of dividend to its members hence the clause relating to transfer of amounts to the Investor Education and Protection Fund by the Company is not applicable.

For S.P. Chopra & Co.  
Chartered Accountants  
Firm Registration No. 000346N

Sd/-  
Ankur Goyal  
Partner  
Membership No. 99143  
UDIN 20099143AAAACC6997

Place : New Delhi  
Date : September 22, 2020



**ANNEXURE - 'A' TO THE INDEPENDENT AUDITOR'S REPORT**

**(Referred to in paragraph 2 under 'Report on Other Legal and Regulatory Requirements' section of the Independent Auditor's Report of even date on the standalone financial statements of India Trade Promotions Organisation for the year ended 31st March, 2020)**

Directions and Sub-Directions issued by the Comptroller & Auditor General of India under section 143(5) of the Companies Act, 2013 in respect of annual accounts of India Trade Promotions Organisation for the year 2019-20.

Sr. No.	Directions/ Sub Directions	Auditor's Responses	Action taken thereon by management	Impact on financial statements
A	Directions			
1	Whether the Company has system in place to process all the accounting transactions through IT system? If yes, the implications of processing of accounting transactions outside IT system on the integrity of the accounts along with the financial implications, if any, may be stated.	According to information and explanations given to us, the accounting transactions of the Company are accounted in 'Tally ERP9' accounting software and are not processed outside IT system.	No action is required	No Impact
2	Whether there is any restructuring of an existing loan or cases of waiver/ write off of debts/ loans/ interest etc. made by a lender to the company due to the company's inability to repay the loan? If yes, the financial impact may be stated.	According to information and explanations given to us, there is no restructuring of an existing loan or cases of waiver/ write off of debts/ loans/ interest etc. made by a lender to the Company due to the Company's inability to repay the loan.	No action is required	No Impact

Sr. No.	Directions/ Sub Directions	Auditor's Responses	Action taken thereon by management	Impact on financial statements
3	Whether funds received/ receivable for specific schemes from Central/ State agencies were properly accounted for/ utilized as per its term and conditions? List the cases of deviation.	Funds for trade promotion are received/ receivable by ITPO from Central/ State agencies against specific schemes.  According to information and explanations given to us, funds received/ receivable for specific schemes from Central/ State agencies were properly accounted for/ utilized as per its term and conditions.	No action is required	No Impact
B	Sub-Directions			
	NIL			

**For S.P. Chopra & Co.**  
**Chartered Accountants**  
**Firm Registration No. 000346N**

**Sd/-**  
**Ankur Goyal**  
**Partner**  
**Membership No. 99143**  
**UDIN 20099143AAAACC6997**

**Place : New Delhi**  
**Date : September 22, 2020**



## **ANNEXURE 'B' TO THE INDEPENDENT AUDITOR'S REPORT**

**(Referred to in paragraph 3(g) under 'Report on Other Legal and Regulatory Requirements' section of the Independent Auditor's Report of even date on the standalone financial statements of India Trade Promotion Organisation for the year ended 31st March, 2020)**

**Report on the Internal Financial Controls under Clause (i) of Sub-section 3 of Section 143 of the Companies Act, 2013 ("the Act")**

We have audited the internal financial controls over financial reporting of 'India Trade Promotion Organisation' ("the Company") as of 31st March, 2020 in conjunction with our audit of the standalone financial statements of the Company for the year ended on that date.

### **Management's Responsibility for Internal Financial Controls**

The Board of Directors of the Company is responsible for establishing and maintaining internal financial controls based on the internal control over financial reporting criteria established by the Company considering the essential components of internal control stated in the "Guidance Note on Audit of Internal Financial Controls Over Financial Reporting" (the "Guidance Note") issued by the Institute of Chartered Accountants of India ("ICAI"). These responsibilities include the design, implementation and maintenance of adequate internal financial controls that were operating effectively for ensuring the orderly and efficient conduct of its business, including adherence to company's policies, the safeguarding of its assets, the prevention and detection of frauds and errors, the accuracy and completeness of the accounting records, and the timely preparation of reliable financial information, as required under the Act.

### **Auditor's Responsibility**

Our responsibility is to express an opinion on the Company's internal financial controls over financial reporting based on our audit. We conducted our audit in accordance with the Guidance Note on Audit of Internal Financial Controls Over Financial Reporting (the 'Guidance Note') and the Standards on Auditing, issued by the Institute of Chartered Accountants of India and deemed to be prescribed under section 143(10) of the Act to the extent applicable to an audit of internal financial controls, both applicable to an audit of Internal Financial Controls and, both issued by the Institute of Chartered Accountants of India. Those Standards and the Guidance Note require that we comply with ethical requirements and plan and perform the audit to obtain reasonable assurance about whether adequate internal financial controls over financial reporting was established and maintained and if such controls operated effectively in all material respects.

Our audit involves performing procedures to obtain audit evidence about the adequacy of the internal financial controls system over financial reporting and their operating effectiveness. Our audit of internal financial controls over financial reporting included obtaining an understanding of internal financial controls over financial reporting, assessing the risk that a material weakness exists, and testing and evaluating the design and operating effectiveness of internal control based on the assessed risk. The procedures selected depend on the auditors' judgement, including the assessment of the risks of material misstatement of the financial statements, whether due to fraud or error.

We believe that the audit evidence we have obtained is sufficient and appropriate to provide a basis for our audit opinion on the Company's internal financial controls system over financial reporting.

### **Meaning of Internal Financial Controls Over Financial Reporting**

A Company's internal financial control over financial reporting is a process designed to provide reasonable assurance regarding the reliability of financial reporting and the preparation of financial statements for external purposes in accordance with generally accepted accounting principles. A Company's internal financial control over financial reporting includes those policies and procedures that (1) pertain to the maintenance of records that, in reasonable detail, accurately and fairly reflect the transactions and dispositions of the assets of the Company; (2) provide

reasonable assurance that transactions are recorded as necessary to permit preparation of financial statements in accordance with generally accepted accounting principles, and that receipts and expenditures of the Company are being made only in accordance with authorisations of management and Directors of the Company; and (3) provide reasonable assurance regarding prevention or timely detection of unauthorised acquisition, use, or disposition of the Company's assets that could have a material effect on the financial statements.

#### **Inherent Limitations of Internal Financial Controls Over Financial Reporting**

Because of the inherent limitations of internal financial controls over financial reporting, including the possibility of collusion or improper management override of controls, material misstatements due to error or fraud may occur and not be detected. Also, projections of any evaluation of the internal financial controls over financial reporting to future periods are subject to the risk that the internal financial control over financial reporting may become inadequate because of changes in conditions, or that the degree of compliance with the policies or procedures may deteriorate.

#### **Opinion**

In our opinion, to the best of our information and according to the explanations given to us, the Company has maintained, in all material respects, adequate internal financial controls with reference to financial statements and such internal financial controls with reference to financial statements were operating effectively as at 31st March, 2020, based on the internal control over financial reporting criteria established by the Company considering the essential components of internal control stated in the Guidance Note on 'Audit of Internal Financial Controls Over Financial Reporting' issued by the 'Institute of Chartered Accountants of India'.

**For S.P. Chopra & Co.  
Chartered Accountants  
Firm Registration No. 000346N**

**Sd/-  
Ankur Goyal  
Partner  
Membership No. 99143  
UDIN 20099143AAAACC6997**

**Place : New Delhi  
Date : September 22, 2020**



**INDEPENDENT AUDITOR'S REPORT  
TO THE MEMBERS OF 'INDIA TRADE PROMOTION ORGANISATION'  
Report on the Audit of the Consolidated Financial Statements**

**Qualified Opinion**

We have audited the accompanying consolidated financial statements of '**India Trade Promotion Organisation**' (hereinafter referred to as the "Holding Company") and its subsidiaries (the Holding Company and its subsidiaries together referred to as "the Group"), its jointly controlled entity and its associate which comprise the consolidated Balance Sheet as at 31st March, 2020, the consolidated Statement of Income and Expenditure (including Other Comprehensive Income), the consolidated Statement of Changes in Equity and the consolidated Statement of Cash Flows for the year then ended, and notes to the consolidated financial statements including a summary of the significant accounting policies and other explanatory information (hereinafter referred to as "the consolidated financial statements").

In our opinion and to the best of our information and according to the explanations given to us, except for the effects of matters described in the Basis for Qualified Opinion section of our report, the aforesaid consolidated financial statements give the information required by the Companies Act, 2013 (the 'Act') in the manner so required and give a true and fair view in conformity with the accounting principles generally accepted in India, of the consolidated state of affairs of the group, jointly controlled entity and associate as at 31st March, 2020 and its consolidated surplus (including Other Comprehensive Income), its consolidated changes in equity and its consolidated cash flows for the year ended on that date.

**Basis for Qualified Opinion**

We conducted our audit in accordance with the Standards on Auditing (SAs) specified under section 143(10) of the Act. Our responsibilities under those Standards are further described in the Auditor's Responsibilities for the Audit of the Consolidated Financial Statements section of our report. We are independent of the group, jointly controlled entity and associate in accordance with the Code of Ethics issued by the Institute of Chartered Accountants of India together with the ethical requirements that are relevant to our audit of the consolidated financial statements under the provisions of the Act and the Rules thereunder, and we have fulfilled our other ethical responsibilities in accordance with these requirements and the Code of Ethics. We believe that the audit evidence we have obtained is sufficient and appropriate to provide a basis for our opinion on the consolidated financial statements, except for the following matters:

**1. Subsidiary Company - TNTPO**

**a) Short provision of Interest on demand from DGFT**

Provision for Rs. 25.08 lakhs (duty of Rs. 12.54 lakhs and interest payable thereon of Rs. 12.54 lakhs) was created by the Company and account of demand notice from Director General of Foreign Trade (DGFT) for violation of Export Promotion Guarantee (EPCG) licence condition (refer note 35.27 Prior Period Adjustments shown as "EPCG Duty and interest thereon for non-compliance of Scheme from 30.09.2004 to 31.03.2020" and note 25 on "Other financial liabilities of consolidated financial statements).

In this connection, total interest payable on agreed duty demand from the year 2004 to 31.03.2020 (more than 15 years) as worked out by management amounted to Rs. 28.21 lakhs.

However, provision for the above-said interest is made for a sum of Rs.12.54 lakhs instead of Rs. 28.21 lakhs. Thus, there is a shortfall in provision of Rs.15.67 lakhs.

To this extent, Other financial liabilities in Balance Sheet is understated and surplus as per Income and Expenditure Statement is overstated.

In addition, appropriate disclosures to be provided under Prior Period Adjustments as per Ind AS 8 on "Accounting Policies, Changes in Accounting Estimates and Errors".

**b) Excess property tax paid**

Property tax liability at old rates (prior to 01.04.2018 revision) for the financial year 2018-19 and 2019-20 put together worked out to Rs.14.97 lakhs and revised property tax demand as per notice from authorities for same period totaled to Rs.100.23 lakhs (at the rate of Rs. 25.06 lakhs per half year).

Management disputed the property tax rate enhancement and has made payment of property tax to the tune of Rs. 75.18 lakhs (for financial year 2018-19 and 2019-20).

However, entire amount of Rs. 75.18 lakhs paid was accounted as expenditure.

Necessary rectification entries to be carried out after confirming the following data.

Property Tax Assessment No.	Existing rate (Prior to 01.04.2018 revision)	Demand-revised rate (01.04.2018 onwards)	Difference	As per books of account (Tally)	Excess paid over and above agreed amount
<b>Annual Property Tax Rates FY 2018-19</b>					
122-158-2020	0.16	5.83	5.67	5.83	5.67
122-158-2019	2.16	15.13	12.96	15.13	12.96
122-158-2018	5.16	29.16	24.00	29.16	24.00
<b>A Total</b>	<b>7.48</b>	<b>50.12</b>	<b>42.63</b>	<b>50.12</b>	<b>42.63</b>
<b>Annual Property Tax Rates FY 2019-20</b>					
122-158-2020	0.16	5.83	5.67	2.92	2.76
122-158-2019	2.16	15.13	12.96	7.56	5.40
122-158-2018	5.16	29.16	24.00	14.58	9.42
<b>B Total</b>	<b>7.48</b>	<b>50.12</b>	<b>42.63</b>	<b>25.06</b>	<b>17.58</b>
<b>A+B Total</b>	<b>14.96</b>	<b>100.24</b>	<b>85.26</b>	<b>75.18</b>	<b>60.21</b>

Resultantly, property tax expenditure of Rs. 60.21 lakhs are overstated for the financial year 2018-19 and 2019-20 and this amount to be shown separately under amount paid under protest A/C (Other Current Assets). To the said extent surplus is understated.

In addition, appropriate financial statement disclosures to be updated.

**c) Service tax refundable**

“Service Tax Recoverable” item under note 35.6(ii) of consolidated financial statements on “Other Current Assets” amounting to Rs. 37.50 lakhs pertain to service tax paid on advances for which refund is stated to be eligible by the Management.

In this connection, it is observed that there is no refund claim filed till date and consequently no legal claim arises to TNTPO for recoverability of said amount as refund. Hence, to the extent of this uncertainty in recovery, a provision is required to be made.

To this extent of Rs. 37.50 lakhs, provisions are understated and surplus as per income and expenditure statement is overstated.

**d) Provision (Current Liabilities) and other financial liabilities (Current Liability) – Misclassification**

Various accounting entries with respect to the following items were approved as provision for estimated expenditure by management.

Sl. No.	Ledger	Description of entries	Amount (Rs. in lakhs)
1	Expenses Payable	Provision for other expenses	2.45
2	Expenses payable to EPCG	Provision for duty payable for violation of EPCG licence	25.08
3	Expenses payable to TIDCO	Provision for lease rent of additional land of 9.13 acres	108.28
	<b>Total</b>		<b>135.81</b>

However, above said entries have been accounted as liabilities (crystallized dues).

Resultantly, the said items were reflected in financial statements under “Other Financial Liabilities” instead of under “Provision – Current Liabilities”.

**e) Advance accounting issues**

**i) Income Tax TDS related matters**

It is the practice of TNTPO to keep a hold on advances received from organisers even for completed events until TDS deducted by organiser is available as TDS credit in Income Tax portal (26AS). On receipt of TDS credit in 26AS, refunds are granted to the organiser.

In this regard, it is observed that TDS receivable entries of various years remain to be reconciled between books of account, 26AS and Assessment Order issued for each year.

It is further observed that in refunds issued to organisers amounting to Rs. 13.12 lakhs were granted during the year based on TDS receivable entries accounted in current year pertaining to TDS receivable of FY 2013-14, 2016-17 and 2017-18, Details are as under:



<b>Ledger</b>	<b>Amount (Rs. in lakhs)</b>
TDS receivable 2013-14	2.12
TDS receivable 2016-17	4.63
TDS receivable 2017-18	6.37
<b>Total TDS credit</b>	<b>13.12*</b>

\* For the aforesaid years, above TDS credit items were not claimed in IT returns.

For these subject years (FY 2013-14 and 2016-17), Assessment orders were issued by Income Tax department without considering these TDS received balances since these entries were made after the IT returns have been filed.

For such cases, no separate claim in respect of additional TDS receivable has been made by TNTPO to Income Tax department.

Pending such claim, recoverability of TDS receivable items remains to be ascertained.

Party-wise impact in books of account shown below:

<b>Sl. No.</b>	<b>Organiser</b>	<b>TDS receivable credited to party ledger (Rs. in lakhs)</b>	<b>Remarks</b>
1	UBM India Pvt. Ltd.	8.35	Refund paid to party on 21.10.2019
2	Businesslive Trade Fairs	1.95	Shown under "TDS collected during the year" in advance balances – closing balance of Rs. 2.95 lakhs shown as refundable (TDS refund and balance refundable total)
3	Orbitz Exhibitions Pvt Ltd	1.01	Shown under "TDS collected during the year" in advance balances – closing balance of Rs. 1.80 lakhs (Pending for future event Rs. 1.60 lakhs and balance Rs. 0.20 lakh refundable total)
4	43 <sup>rd</sup> AOMSI Conference – 2018	1.80	Shown under "TDS collected during the year" in advance workings -no closing balance as per advance balances.
5	Others	0.01	
	<b>Total</b>	<b>13.12</b>	

Where management decides these items as not recoverable, necessary steps for recovery from organiser needs to be taken up. To the extent of this uncertainty, provision is to be created in books of account.

## ii) **GST related matters**

It is stated by management that closing advance of Rs. 722.13 lakhs (shown under "Advances from Customers and Others" in note 26 to consolidated financial statements) includes GST balances.

To this extent, advance balances and GST balances are yet to be bifurcated by TNTPO. Further, event wise details have not been furnished for our verification. Pending bifurcation of advances and GST, reconciliation between GST returns and books of account remain to be completed.

**iii) Subsidiary register not reconciled**

Event-wise advance balances (subsidiary register) remain to be reconciled with books of accounts.

To the extent of aforesaid matters, on completion of reconciliation of balances, adjustments, if any required, remain to be effected appropriately in Income and Expenditure Account and Balance Sheet.

Base on above impact, “Disclosure under Ind AS-115 on Revenue from Contracts with Customers” under note 34 to standalone financial statements of TNTPO is to be modified accordingly.

**f) Opening balances of Advances from customers, Trade Receivables, TDS Receivable, Miscellaneous Income adjustments and GST adjustments**

Opening balances of the following financial statement items remain to be reconciled between subsidiary records (i.e. individual event files) and general ledger (Tally system):

Sl. No.	Item	Classified under	Consolidated financial statement note reference
1	Trade Receivables	Trade Receivables	11
2	Advances from Customers for future events / refund to organisers	Other Current Liabilities	26
3	Income Tax / TDS Recoverable	Current Tax Assets	16
4	Revenue from Operations / Other Income	Income	28 and 29

On completion of reconciliation of balances, adjustments, if any required, remain to be effected appropriately in Income and Expenditure Account and Balance Sheet.

Based on above impact, “Disclosure under Ind AS-115 on Revenue from contracts with Customers” under note 34 to standalone financials statements of TNTPO is to be modified accordingly.

**g) Expenditure item shown as Capital Work-in-Progress**

TNTPO has created in current financial year a provision of Rs. 108.28 lakhs in respect of estimated rent payable to TIDCO for 9.13 acres of additional land for the period 24.03.2016 to 31.03.2019 and shown the same as addition to Capital Work-in-Progress under note 3 “Property, Plant and Equipment” of consolidated financial statements.

This piece of land is taken over for the expansion project of Chennai Trade Centre and TNTPO has accounted this item as Capital Work-in-Progress.

Though land is intended for expansion project of TNTPO, IND AS 16 on “Property Plant and Equipment” requires land and building (expansion project) to be treated as separate assets.

Based on this principle, leasehold land is to be capitalized in respect of the lease rents due for unexpired period of lease. However, lease rent pertaining to expired period upto 31.03.2019 does not qualify for capitalisation under IND AS 116.

Consequently, subject arrears lease rent is to be accounted as prior period expenditure. Hence, to the extent of Rs. 108.28 lakhs Capital Work-in-Progress is overstated and Reserves and Surplus balance is overstated.

## **2. Subsidiary Company – KTPO**

### **Non-provision of Income Tax**

The Company's charitable status has been challenged by the Income Tax department and matter is subjudice. Given this situation, the Company has to make provision in the books for the Income Tax liability at least for those years where demand has already been raised by the Income Tax department.

As per note 35.4(iii) of consolidated financial statements regarding the status of the pending litigations with the Income Tax department, the details are as follows:

"The Company had obtained exemption u/s 10(23C)(iv) of Income Tax Act, 1961, up to assessment year 2008-09. The Company applied for extension of exemption for the assessment years 2009-10, 2010-11 and 2011-12.

The Chief Commissioner of Income Tax has passed orders rejecting the applications for renewal of approval u/s 10(23C)(iv) of Income Tax Act, 1961.

The Company had filed writ petition in the Hon'ble High Court of Karnataka, challenging the rejection orders of the Chief Commissioner of Income Tax, the Hon'ble High Court of Karnataka passed orders setting aside the orders passed by the Chief Commissioner of Income Tax u/s 10(23C)(iv) of Income Tax Act rejecting the renewal of approval as sought by the Company, at the same time directing the department to decide on withdrawal or otherwise of the registration when such an occasion arising in future.

For Assessment years 2010-11 to 2014-15, the Assessing Officer had denied the exemption claimed by the Company u/s 11/ 10(23C)(iv) by applying the amendment of sec. 2(15) of the Income Tax Act by the Finance Act 2008.

The status of the Income Tax Assessments are as follows:

Assess-ment year	Demands raised (Rs. in lakhs)	TDS refund claimed by KTPO (Rs. in lakhs)	Current Position	Section under which assessment done
2009-10	Assessment Pending	7.16	Assessment pending	-
2010-11	Nil	8.35	Appeal filed against Assessment allowed. Department's appeal in Appellate Tribunal dismissed	143(3)
2011-12	58.31	31.38	Appeal filed against Assessment allowed. Department's appeal in Appellate Tribunal pending	143(3)
2012-13	110.47	48.80	Appeal filed against Assessment allowed. Department's appeal in Appellate Tribunal pending	143(3)
2013-14	238.80	70.50	Appeal Filed and pending	143(3)
2014-15	158.75	83.57	Appeal Filed and pending	143(3)
2015-16	Pending	95.06	Assessment pending	-
2016-17	239.83	70.53	Appeal filed with Asst. Commissioner (Appeals) against the intimation received u/s 143(1) pending	-
2017-18	Nil	321.37	Assessment Completed	143(3)
2018-19	Assessment Pending	-	Assessment Pending	-
2019-20	Assessment Pending	76.89	Assessment Pending	-
2020-21	Assessment Pending	64.40	Assessment Pending	-

KTPO had received notice from the Additional Commissioner of Income Tax (Tech)- I proposing to cancel the approval granted under section 10(23c) (iv) of the Income Tax Act for the Assessment Years 2003-04 to 2008-09 with effect from 01.04.2009 i.e. from the date of amendment to section 2(15) and onwards. KTPO had filed written submissions for reconsideration of the notice and no further communications have been received by KTPO in this regard.

KTPO had also received Show Cause Notice for cancellation of registration under section 12AA of Income Tax Act, 1961. In response, KTPO had made representation to Income Tax department for non-cancellation of registration. Decision in this regard is still awaited.

For the Assessment year 2016-17, the assessing officer issued intimation on 17.03.2018 under section 143(1) of Income Tax Act disallowing claim of accumulation since Form 10 (in electronic mode) was not submitted within due date. An appeal has been filed before the Assistant Commissioner of Income Tax (Appeals) to condone the delay which is pending.

KTPO has not made any provision towards Income Tax liability in the standalone financial statements. It has shown in the said statements an amount of Rs. 887.05 lakhs as TDS refundable by the Income tax department. However, the department has adjusted/ retained these amounts against its demands”.

Considering the above facts, and the amended provisions of section 2(15) of the Income Tax Act, KTPO should have provided for the income tax for the Assessment years 2011-12 to 2014-15 and 2016-17 for which demand is raised as reported in the details given above. For the other financial years, we are unable to quantify the amount of provision in absence of required information/ details.

### **3. Jointly Controlled Entity – NCTI**

We draw attention that winding up of NCTI was discussed at the board meeting and it has been decided that the winding up formalities of NCTI may be initiated soon. As such, we are unable to express our opinion on its ability to continue as a going concern. This situation indicates that a material uncertainty exists that may cast significant doubt on NCTI's ability to continue as a going concern. (Refer note 46 of standalone financial statements of NCTI)

#### **Material Uncertainty Related to Going Concern**

As mentioned in Basis for Qualified Opinion section of our report, we draw attention that winding up of NCTI was discussed at the board meeting and it has been decided that the winding up formalities of the said Company may be initiated soon. As such we are unable to express our opinion on the ability of NCTI to continue as a going concern. This situation indicates that a material uncertainty exists that may cast significant doubt on the said Company's ability to continue as a going concern.

#### **Emphasis of Matter**

We draw attention to the following matters in the notes to the consolidated financial statements:

##### **1. Holding Company - ITPO**

Provision of Rs. 3264 lakhs towards performance related pay (PRP)/ ex-gratia made during the earlier years, written back and recognized as an exceptional income based on the approval of the Board of Directors and reasons as mentioned in the notes to accounts by the management. (Refer note 27.2 of the consolidated financial statements).

##### **2. Subsidiary Company – TNTPO**

- a) Pending Judicial decision on withdrawal of exemption under section 11(15) or section 10(23C) (iv) of the Income Tax Act, 1961, no provision for income tax and deferred tax have been made by TNTPO. (Refer note 35.5 of the consolidated financial statements)
- b) Non-confirmation/ reconciliation of certain balances under advances from customers and other, trade receivables, loans and advances, trade payables and other parties of TNTPO.

- c) Non-carrying out of physical verification of property, plant and equipment.
- d) Miniscule staff strength of TNTPO is affecting the internal financial control system and its operating effectiveness.
- e) Deficiencies in Internal Control:
  - TNTPO processes its transactions through Tally Financial Accounting Package and Online Booking Portal (for booking and collecting initial advance amounts from 30 August 2019) and Event-wise hard copy files maintained on single-entry basis. It is observed that each of these systems are separate and used independently without any integration.
  - There is no periodic reconciliation process carried out between the separate systems. Specifically, event-wise hard copy files remain to be reconciled with Tally General ledger balances.
  - Hence, there is no Revenue Software/ System for recording complete event-wise advance details (initial advance, instalment advance, collection, adjustment, forfeiture, refund, etc.)

Advance amounts received from customers for events are recorded in respective customer ledgers in Tally Financial Accounting Package and identification as to the following matters is not available from the Tally FA Package -

- i) Advance received pending for future events.
- ii) Advance received adjusted against sales invoices on completion of event.
- iii) Advances received forfeited on account of cancellation of event or penal charges leviable
- iv) Advances received refundable to customer in respect of completed events.
- In these circumstances, controls to periodically reconcile between event-wise advance balances (as per Event-wise hard copy files maintained on single-entry basis) and Tally Financial Accounting Package (Tally General Ledger System) to ensure accuracy of transactions and balances are not established.
- Financial Powers and Accountability - Existing document delegating financial powers is silent about powers and responsibilities of Manager (Accounts), Deputy Manager (Accounts) and other functionaries from outsourced manpower service providers who perform various stages of financial transactions.
- Document clearly defining roles and responsibilities of employees and outsourced manpower functionaries is not established. Hence, there is a difficulty in affixing accountability to safeguard the assets of the organization.
- Authorization and approval of transactions - Controls to ensure that only authorized transactions are entered in Tally Financial Accounting System are not established. Further, mechanism for post facto approval of transactions is not established.
- Specifically, in respect of journal entries not having direct cash inflow/ outflow impact, entries passed are not supported by authenticated workings and relevant evidence:

**Extract of entry**

Date	Particulars	Voucher Type	Voucher No.	Debit Amount (Rs. in lakhs)	Credit Amount (Rs. in lakhs)
13.03.2020	I Ads & Events A/C Dr.  (Refund of I Ads – Furniture Fair-May'19, Refund of Home Furniture Expo-19, Refund of Auto Expo-19, Refund of Furniture Expo-19, Refund of CAI Sep-19, Refund of Elec & Furniture -19, Refund of Furniture Fair Nov-19)	JV (Others)	580	9.60	
	To I Ads & Events (Due from Furniture & Electronics Expo-19)				9.60
	Being the entry towards adjustment of due for the event of Furniture & Electronics Expo-19 as per the letter received from M/s. I Ads & Events, dated 04.11.2019.				

- Logical Access Controls in application program level (Event Booking Portal and Tally Financial Accounting System) are not established for handling transaction entry, transaction processing, generation of reports, maintaining accuracy of the financial and related operational data.
- Separate user credentials were not created for every employee/ outsourced functionary and hence accountability cannot be fixed.
- Controls in respect of annual closure of books to ensure accuracy and completeness of closing entries are not established.
- Controls are not established to prevent back dated entries/ subsequent modification or deletion of entries in Tally Financial Accounting System. Tally Financial Accounting System should have audit trails/ logs to track/ identify such instances. Audit trails/ logs are essential to identify the person effecting the back dated transaction/ modification with date and time of entry so that accountability can be assigned. Journal entries numbers found to be modified after approval of voucher indicating that entries were deleted in Tally FA package -

JV number as per MD approval	Voucher type	JV number as per Tally FA package	JV amount (Rs. in lakhs)
693	Journal	689	1.17 credit
694	Journal	690	1.49 credit

f) Provision for additional land of 9.13 acres approval pending

Possession of additional land to extent of 9.13 acres was taken over on 24.03.2016, vide letter no. 8427/ MIE-1/2015-3 dated 04.03.2016. However, lease agreement has not been executed in respect of the additional allotment of 9.13 acres. Further, rent is also not fixed till date.

However, management has estimated a provision at the annual rate of Rs. 35.83 lakhs from date of takeover to 31.03.2020. Being a significant entry, approval of Board of Directors is required. (Refer note 35.23 forming part of consolidated financial statements)

g) Write-off of prepaid service tax approval pending

As per “DELEGATION OF FINANCIAL POWERS” of TNTPO, write-off of losses requires approval of Board of Directors.

Write-off of prepaid service tax amounting to Rs. 45.79 lakhs have been accounted during the current financial year. Being a significant amount of write-off, approval of Board is required for this item.

To the entire extent of Rs. 45.79 lakhs, approval of Board is still pending and this needs to be suitably dealt with in the financial statements. (Refer note 35.6(ii) to the consolidated financial statements)

h) Gratuity and Leave encashment dues outstanding

Amount of Rs. 0.51 lakh is accounted as payable to employees pertaining to gratuity and leave encashment dues under “Other Financial Liabilities (Current Liabilities)” under note 25 of the consolidated financial statements.

It is observed that this item is long pending since 30 September, 2009 and whether said amount is payable as on date remains to be ascertained.

### 3. Jointly controlled entity – NCTI

a) Balances are subject to confirmation and reconciliation as under:

- i) Share application money pending allotment Rs. 57.86 lakhs (Refer note 39 of the standalone financial statements of NCTI), the same has been shown as payable to the respective applicant during the year under audit.
- ii) NCTI has contravened the provisions of The Companies (Acceptance of Deposit) Rules 2014 in relation to the share application money of Rs. 57.86 lakhs by not refunding the money as provided therein. The same has been shown as payable to the respective applicant during the year under audit
- iii) Credit and Debit balances of various parties. (Refer note 42 of the standalone financial statements).
- iv) Rs. 5 lakhs from ITPO and Rs. 5.35 lakhs from NIC towards share capital of NCTI shown under “Other Current Liabilities” (Refer note 35 of the standalone financial statements).
- v) TDS recoverable of Rs. 29.12 lakhs shown under “Other Current Assets” is subject to reconciliation.

b) Provision for doubtful debts/ advances is not made in respect of dues outstanding for more than three financial years for followings:

- i) Ministry of Commerce & Industry of Rs. 0.07 lakh.
- ii) ITPO-Projects of Rs. 13.25 lakhs.

Our opinion is not modified in respect of the above matters.



**Information Other than the Consolidated Financial Statements and Auditor's Report Thereon**

The Holding Company's Board of Directors is responsible for the other information. The other information comprises the Corporate Governance Report and Directors' Report, including annexures thereon (but does not include the consolidated financial statements and our auditor's report thereon), which is expected to be made available to us after the date of this auditor's report.

Our opinion on the consolidated financial statements does not cover the other information, and we do not express any form of assurance conclusion thereon.

In connection with our audit of the consolidated financial statements, our responsibility is to read the other information identified above and, in doing so, consider whether the other information is materially inconsistent with the consolidated financial statements or our knowledge obtained in the audit, or otherwise appears to be materially misstated.

When we read the Corporate Governance Report and Directors' Report, including annexures, if any, thereon, if we conclude that there is a material misstatement therein, we are required to communicate the matter to those charged with governance.

**Responsibilities of Management and Those Charged with Governance for the Consolidated Financial Statements**

The Holding Company's Board of Directors is responsible for the preparation and presentation of these consolidated financial statements in term of the requirements of the Act that give a true and fair view of the consolidated financial position, consolidated financial performance including other comprehensive income, consolidated changes in equity and consolidated cash flows of the group, jointly controlled entity and associate in accordance with the accounting principles generally accepted in India, including the Indian Accounting Standards ("Ind AS") notified under Section 133 of the Act read with the Companies (Indian Accounting Standards) Rules, 2015, as amended from time to time.

The respective Board of Directors of the Companies included in the group, jointly controlled entity and associate are responsible for maintenance of adequate accounting records in accordance with the provisions of the Act for safeguarding the assets of the group, jointly controlled entity and associate and for preventing and detecting frauds and other irregularities; selection and application of appropriate accounting policies; making judgments and estimates that are reasonable and prudent; and design, implementation and maintenance of adequate internal financial controls, that were operating effectively for ensuring the accuracy and completeness of the accounting records, relevant to the preparation and presentation of the consolidated financial statements that give a true and fair view and are free from material misstatement, whether due to fraud or error, which have been used for the purpose of preparation of the consolidated financial statements by the Directors of the Holding Company, as aforesaid.

In preparing the consolidated financial statements, the respective Board of Directors of the Companies included in the group, jointly controlled entity and associate are responsible for assessing the ability of the group, jointly controlled entity and associate to continue as a going concern, disclosing, as applicable, matters related to going concern and using the going concern basis of accounting unless the Board of Directors either intends to liquidate the group, jointly controlled entity and associate or to cease operations, or has no realistic alternative but to do so.



The respective Board of Directors of the Companies included in the group, jointly controlled entity and associate are responsible for overseeing the financial reporting process of the group, jointly controlled entity and associate.

### **Auditor's Responsibilities for the Audit of the Consolidated Financial Statements**

Our objectives are to obtain reasonable assurance about whether the consolidated financial statements as a whole are free from material misstatement, whether due to fraud or error, and to issue an auditor's report that includes our opinion. Reasonable assurance is a high level of assurance, but is not a guarantee that an audit conducted in accordance with SAs will always detect a material misstatement when it exists. Misstatements can arise from fraud or error and are considered material if, individually or in the aggregate, they could reasonably be expected to influence the economic decisions of users taken on the basis of these consolidated financial statements.

As part of an audit in accordance with SAs, we along with auditors of subsidiary companies, jointly controlled entity and associate, exercise professional judgment and maintain professional skepticism throughout the audit. We also:

- Identify and assess the risks of material misstatement of the consolidated financial statements, whether due to fraud or error, design and perform audit procedures responsive to those risks, and obtain audit evidence that is sufficient and appropriate to provide a basis for our opinion. The risk of not detecting a material misstatement resulting from fraud is higher than for one resulting from error, as fraud may involve collusion, forgery, intentional omissions, misrepresentations, or the override of internal control.
- Obtain an understanding of internal control relevant to the audit in order to design audit procedures that are appropriate in the circumstances. Under section 143(3)(i) of the Companies Act, 2013, we are also responsible for expressing our opinion on whether the holding company has adequate internal financial controls system in place and the operating effectiveness of such controls.
- Evaluate the appropriateness of accounting policies used and the reasonableness of accounting estimates and related disclosures made by management.
- Conclude on the appropriateness of management's use of the going concern basis of accounting and, based on the audit evidence obtained, whether a material uncertainty exists related to events or conditions that may cast significant doubt on the group's, jointly controlled entity's and associate's ability to continue as a going concern. If we conclude that a material uncertainty exists, we are required to draw attention in our auditor's report to the related disclosures in the consolidated financial statements or, if such disclosures are inadequate, to modify our opinion. Our conclusions are based on the audit evidence obtained up to the date of our auditor's report. However, future events or conditions may cause the group, jointly controlled entity and associate to cease to continue as a going concern.
- Evaluate the overall presentation, structure and content of the consolidated financial statements, including the disclosures, and whether the consolidated financial statements represent the underlying transactions and events in a manner that achieves fair presentation.

- Obtain sufficient appropriate audit evidence regarding the financial information of the entities or business activities within the group, jointly controlled entity and associate to express an opinion on the consolidated financial statements. We are responsible for the direction, supervision and performance of the audit of the financial statements of such entities included in the consolidated financial statements of which we are the independent auditors. For the other entities included in the consolidated financial statements, which have been audited by other auditors, such other auditors remain responsible for the direction, supervision and performance of the audits carried out by them. We remain solely responsible for our audit opinion. Our responsibilities in this regard are further described in section titled 'Other Matters' in this audit report.

We communicate with those charged with governance of the Holding Company and such other entities included in the consolidated financial statements of which we are independent auditors regarding, among other matters, the planned scope and timing of the audit and significant audit findings, including any significant deficiencies in internal control that we identify during our audit.

We also provide those charged with governance with a statement that we have complied with relevant ethical requirements regarding independence, and to communicate with them all relationships and other matters that may reasonably be thought to bear on our independence, and where applicable, related safeguards.

#### **Other Matters**

We did not audit the financial statements of subsidiary companies namely Tamilnadu Trade Promotion Organisation and Karnataka Trade Promotion Organisation, jointly controlled entity namely National Center for Trade Information and associate namely Jammu and Kashmir Trade Promotion Organisation, whose financial statements reflect total assets of Rs. 50,533.02 lakhs as at 31st March, 2020, and total revenues of Rs. 6,499.29 lakhs, total comprehensive income (net) of Rs. 3,854.51 lakhs and cash outflows (net) of Rs. 867.21 lakhs for the year ended on that date, as considered in the consolidated financial statements.

The financial statements of subsidiary companies namely Tamilnadu Trade Promotion Organisation and Karnataka Trade Promotion Organisation, jointly controlled entity namely National Center for Trade Information and associate namely Jammu and Kashmir Trade Promotion Organisation have been audited by its auditor's whose report have been furnished to us by the Holding Company's management and our opinion on the consolidated financial statements, in so far it relates to the amounts and disclosures included in respect of these subsidiaries, jointly controlled entity and associate and our report in terms of Section 143(3), in so far it relates to these subsidiaries, jointly controlled entity and associate is based solely on the reports of the respective auditor.

Our opinion on the consolidated financial statements, and our Report on Other Legal and Regulatory Requirements below, is not modified in respect of above matters with respect to our reliance on the work done and the reports of the other auditors and the financial statements/ financial information certified by the Management.

#### **Report on Other Legal and Regulatory Requirements**

As required by Section 143(3) of the Act, we report, to the extent applicable, that:

- a) we have sought and obtained all the information and explanations which to the best of our knowledge and belief were necessary for the purposes of our audit of the aforesaid consolidated financial statements.



- b) in our opinion, proper books of account as required by law relating to preparation of the aforesaid consolidated financial statements have been kept so far as appears from our examination of those books and reports of the other auditors.
- c) the consolidated Balance Sheet, the consolidated Statement of Income and Expenditure (including Other Comprehensive Income), the consolidated Statement of Changes in Equity and the consolidated Statement of Cash Flows dealt with by this Report are in agreement with the relevant books of account maintained for the purpose of preparation of the consolidated financial statements.
- d) in our opinion, except for the matters described in Basis for Qualified Opinion and Emphasis of Matter paragraph above, the aforesaid consolidated financial statements comply with the Indian Accounting Standards (“Ind AS”) notified under Section 133 of the Act read with the Companies (Indian Accounting Standards) Rules, 2015, as amended from time to time.
- e) the matters described in Basis for Qualified Opinion and Emphasis of Matter paragraph above, in our opinion, may have an adverse effect on the functioning of the group, jointly controlled entity and associate;
- f) being Government Companies, pursuant to notification no. GSR 463 (E) dated 5th June, 2015 of the Government of India, provision of sub section (2) of section 164 of the Companies Act, 2013 is not applicable to the group, jointly controlled entity and associate;
- g) with respect to the adequacy of the internal financial controls with reference to financial statements and operating effectiveness of such controls of the Holding Company audited by us, and of the subsidiary company, jointly controlled entity and associate, not audited by us (as reported by their auditors), refer to our separate report in Annexure - ‘A’;
- h) being Government Companies, pursuant to notification no. GSR 463 (E) dated 5th June, 2015 of the Government of India, provision of section 197 of the Companies Act, 2013 is not applicable to the group, jointly controlled entity and associate; and
- i) with respect to the other matters to be included in the Auditor’s Report in accordance with Rule 11 of the Companies (Audit and Auditors) Rules, 2014, in our opinion and to the best of our information and according to the explanations given to us:
  - i) The consolidated financial statements disclose the impact of pending litigations on the consolidated financial position of the group, jointly controlled entity and associate – Refer note 35.1 to the consolidated financial statements;
  - ii) The Holding Company and its subsidiaries, jointly controlled entity and associate companies have not entered into any long-term contracts including derivative contracts.

- iii) Being section 8 Companies, group, jointly controlled entity and associate are prohibited from the payment of dividend to its members hence the clause relating to transfer of amounts to the Investor Education and Protection Fund by the group, jointly controlled entity and associate Companies is not applicable.

**For S.P. Chopra & Co.  
Chartered Accountants  
Firm Registration No. 000346N**

**Sd/-  
Ankur Goyal  
Partner  
Membership No. 99143  
UDIN 20099143AAAACD8986**

**Place: New Delhi  
Date: September 22, 2020**



## **ANNEXURE - 'A' TO THE INDEPENDENT AUDITOR'S REPORT**

**(Referred to in paragraph (g) under 'Report on Other Legal and Regulatory Requirements' section of the Independent Auditor's Report of even date on the consolidated financial statements of India Trade Promotion Organisation for the year ended 31st March, 2020)**

**Report on the Internal Financial Controls under Clause (i) of Sub-section 3 of Section 143 of the Companies Act, 2013 ("the Act")**

We have audited the internal financial controls over financial reporting of 'India Trade Promotion Organisation' ("the Holding Company") and its subsidiaries (the Holding Company and its subsidiaries together referred to as "the Group"), jointly controlled entity and associate for the year ended 31st March, 2020, in conjunction with our audit of the consolidated financial statements of the group, jointly controlled entity and associate for the year ended on that date.

### **Management's Responsibility for Internal Financial Controls**

The respective Board of Directors of the Holding Company, its subsidiaries, jointly controlled entity and associate are responsible for establishing and maintaining internal financial controls based on the internal control over financial reporting criteria established by the respective company considering the essential components of internal control stated in the "Guidance Note on Audit of Internal Financial Controls Over Financial Reporting" (the "Guidance Note") issued by the Institute of Chartered Accountants of India ("ICAI"). These responsibilities include the design, implementation and maintenance of adequate internal financial controls that were operating effectively for ensuring the orderly and efficient conduct of its business, including adherence to company's policies, the safeguarding of its assets, the prevention and detection of frauds and errors, the accuracy and completeness of the accounting records, and the timely preparation of reliable financial information, as required under the Act.

### **Auditor's Responsibility**

Our responsibility is to express an opinion on the group's, jointly controlled entity's and associate's internal financial controls over financial reporting based on our audit. We conducted our audit in accordance with the Guidance Note on Audit of Internal Financial Controls Over Financial Reporting (the 'Guidance Note') and the Standards on Auditing, issued by the Institute of Chartered Accountants of India and deemed to be prescribed under section 143(10) of the Act, to the extent applicable to an audit of internal financial controls, both applicable to an audit of Internal Financial Controls and, both issued by the Institute of Chartered Accountants of India. Those Standards and the Guidance Note require that we comply with ethical requirements and plan and perform the audit to obtain reasonable assurance about whether adequate internal financial controls over financial reporting was established and maintained and if such controls operated effectively in all material respects.

Our audit involves performing procedures to obtain audit evidence about the adequacy of the internal financial controls system over financial reporting and their operating effectiveness. Our audit of internal financial controls over financial reporting included obtaining an understanding of internal financial controls over financial reporting, assessing the risk that a material weakness exists, and testing and evaluating the design and operating effectiveness of internal control based on the assessed risk. The procedures selected depend on the auditors' judgement, including the assessment of the risks of material misstatement of the financial statements, whether due to fraud or error.

We believe that the audit evidence we have obtained is sufficient and appropriate to provide a basis for our audit opinion on the company's internal financial controls system over financial reporting.

### **Meaning of Internal Financial Controls over Financial Reporting**

A Company's internal financial control over financial reporting is a process designed to provide reasonable assurance regarding the reliability of financial reporting and the preparation of financial statements for external purposes in accordance with generally accepted accounting principles. A Company's internal financial control over financial reporting includes those policies and procedures that (1) pertain to the maintenance of records that, in reasonable detail, accurately and fairly reflect the transactions and dispositions of the assets of the Company; (2) provide reasonable assurance that transactions are recorded as necessary to permit preparation of financial statements in accordance with generally accepted accounting principles, and that receipts and expenditures of the Company are being made only in accordance with authorizations of management and Directors of the Company; and (3) provide reasonable assurance regarding prevention or timely detection of unauthorized acquisition, use, or disposition of the company's assets that could have a material effect on the financial statements.

### **Inherent Limitations of Internal Financial Controls over Financial Reporting**

Because of the inherent limitations of internal financial controls over financial reporting, including the possibility of collusion or improper management override of controls, material misstatements due to error or fraud may occur and not be detected. Also, projections of any evaluation of the internal financial controls over financial reporting to future periods are subject to the risk that the internal financial control over financial reporting may become inadequate because of changes in conditions, or that the degree of compliance with the policies or procedures may deteriorate.

### **Basis of Qualified Opinion**

According to the information and explanations given to us and based on the audit of Subsidiary Company – KTPO by the other auditor, the following material weaknesses have been identified as at March 31, 2020:

- a) The minuscule staff strength of KTPO is affecting the internal financial control system and its operating effectiveness.
- b) The internal control system for complying with applicable provisions of various statutes (TDS under Income tax Act, GST Act) is inadequate which could result in payment of additional levies and damages.

A 'material weakness' is a deficiency, or a combination of deficiencies, in internal financial control over financial reporting, such that there is a reasonable possibility that a material misstatement of KTPO's annual or interim financial statements will not be prevented or detected on a timely basis.

### **Qualified Opinion**

In our opinion, to the best of our information and according to the explanations given to us, except for the effects/ possible effects of the material weaknesses described above on the achievement of the objectives of the control criteria, the Holding Company and its subsidiaries, jointly controlled entity and associate have, in all material respects, adequate internal financial controls with reference to the financial statements and such internal financial controls with reference to the financial statements were operating effectively as at 31st March, 2020, based on the internal control over financial reporting criteria established by the group, jointly controlled entity and associate considering the essential components of internal control stated in the Guidance Note on Audit of Internal Financial Controls Over Financial Reporting issued by the Institute of Chartered Accountants of India.



### **Other Matters**

Our aforesaid report under Section 143(3)(i) of the Act on the adequacy and operating effectiveness of the internal financial controls with reference to the financial statements insofar as it relates to the Subsidiary Company namely Karnataka Trade Promotion Organisation, Jointly Controlled Entity namely National Center for Trade Information and Associate namely Jammu and Kashmir Trade Promotion Organisation, is based on the corresponding report of the auditor of the respective Company. Further, the said report as per the report of auditor of Tamilnadu Trade Promotion Organisation, subsidiary company is exempt for the said company for the current year as per notification no. GSR 464(E) dated 5th June 2015 as amended by notification no. GSR 583 (E) dated 13th June 2017.

Our opinion is not modified in respect of above matter.

**For S.P. Chopra & Co.  
Chartered Accountants  
Firm Registration No. 000346N**

**Sd/-  
Ankur Goyal  
Partner  
Membership No. 99143  
UDIN 20099143AAAACD8986**

**Place: New Delhi  
Date: September 22, 2020**



**Annexure-IV****COMMENTS OF THE CAG OF INDIA****COMMENTS OF THE COMPTROLLER AND AUDITOR GENERAL OF INDIA UNDER SECTION 143(6) (b) OF THE COMPANIES ACT, 2013 ON THE FINANCIAL STATEMENTS OF INDIA TRADE PROMOTION ORGANISATION FOR THE YEAR ENDED 31 MARCH 2020**

The preparation of financial statements of India Trade Promotion Organisation for the year ended 31 March 2020 in accordance with the financial reporting framework prescribed under the Companies Act, 2013 is the responsibility of the management of the Company. The statutory auditor appointed by the Comptroller and Auditor General of India under Section 139(5) of the Act is responsible for expressing opinion on the financial statements under section 143 of the Act based on independent audit in accordance with the standards on auditing prescribed under section 143(10) of the Act. This is stated to have been done by them vide their Audit Report dated 22 September 2020.

I, on behalf of the Comptroller and Auditor General of India have decided not to conduct the supplementary audit of the financial statements of India Trade Promotion Organisation for the year ended 31 March 2020 under section 143 (6)(a) of the Act.

For and on behalf of the  
Comptroller and Auditor General of India

Sd/-  
(C. Nedunchezian)  
Principal Director of Audit  
(Industry & Corporate Affairs)  
New Delhi

Place: New Delhi

Dated: 26 October 2020



**COMMENTS OF THE CAG OF INDIA**

**COMMENTS OF THE COMPTROLLER AND AUDITOR GENERAL OF INDIA UNDER SECTION 143(6) (b) READ WITH SECTION 129 (4) OF THE COMPANIES ACT, 2013 ON THE CONSOLIDATED FINANCIAL STATEMENTS OF INDIA TRADE PROMOTION ORGANISATION FOR THE YEAR ENDED 31 MARCH 2020**

The preparation of consolidated financial statements of India Trade Promotion Organisation for the year ended 31 March 2020 in accordance with the financial reporting framework prescribed under the Companies Act, 2013(Act) is the responsibility of the management of the company. The statutory auditor appointed by the Comptroller and Auditor General of India under section 139 (5) read with section 129 (4) of the Act is responsible for expressing opinion on the financial statements under section 143 read with section 129 (4) of the Act based on independent audit in accordance with the standards on auditing prescribed under section 143(10) of the Act. This is stated to have been done by them vide their Audit Report dated 22 September 2020.

I, on behalf of the Comptroller and Auditor General of India, have decided not to conduct the supplementary audit of the consolidated financial statements of India Trade Promotion Organisation for the year ended 31 March 2020 under section 143 (6 )(a) read with section 129(4) of the Act.

For and on behalf of the  
Comptroller and Auditor General of India

Sd/-  
(C. Nedunchezian)  
Principal Director of Audit  
(Industry & Corporate Affairs)  
New Delhi

Place: New Delhi

Dated: 06 November 2020

## **REPORT ON CORPORATE GOVERNANCE**

### **1. THE COMPANY'S GOVERNANCE PHILOSOPHY**

India Trade Promotion Organization (ITPO), the premier trade promotion agency of the Ministry of Commerce & Industry, Government of India, is committed to showcase excellence achieved by the country in diverse fields especially trade, commerce and governance.

ITPO is fully committed towards good corporate governance entailing trusteeship, empowerment and accountability of the management while remaining proactive to the Government policies. ITPO's Governance process is focused towards its mission of "wide spectrum of services to trade and industry and acting as a catalyst for growth of India's trade". The company follows guidelines on Corporate Governance issued by the Department of Public Enterprises.

#### **The main activities and services of ITPO are:**

- To promote, organize and participate in industrial trade through fairs and exhibitions in India and abroad and to take all measures incidental thereto for boosting up country's trade
- To publicize in India and abroad international trade fairs and exhibitions to be held in India and to mobilize the foreign participants to participate in them.
- To organize trade in commodities connected with or relating to such fairs, exhibitions in India and abroad.
- To promote exports and to explore new markets for traditional items of exports and develop export of new items with a view to maintaining, diversifying and expanding the export trade.
- To support and assist small and medium enterprise to access markets – both in India and abroad.
- To prepare and update trade related database for dissemination among trade and industry in India.
- Organizing seminars, conferences and workshops on trade related issues.
- To lease out its exhibition halls and facilities to other organizers for holding trade related events.

The compliance of the company on Corporate Governance and the disclosure requirements under Companies Act are given below:

### **2. BOARD OF DIRECTORS**

#### **2.1 Size of the Board**

ITPO is a Section 8 (earlier section-25) Company as per the Companies Act, 2013 and the President of India presently holds 100% of the total paid-up share capital. As per Articles of Association, the power to appoint Directors rests with the President of India. In terms of Articles of Association of the Company, the strength of our Board shall not be less than four Directors or more than twelve Directors.

## 2.2 Composition of the Board

The Board comprised of 8 Directors, out of which 2 were Functional Directors including the Chairman and Managing Director and Executive Director, 4 were Nominee Directors of Government of India and 2 Independent Directors.

Shri L.C.Goyal had taken over the charge of Chairman and Managing Director of ITPO w.e.f. 2nd September, 2015.

## 2.3 Board Meeting and Attendance

The meetings of the Board of Directors are normally held at the Registered Office of the Company. The meetings are generally scheduled well in advance and the Notice, detailed Board agenda, management reports and other explanatory Board notes are circulated to the Directors. The members of the Board have complete access to all information of the Company. The Senior Management is also invited to the Board meetings to provide additional input to the items being discussed by the Board, as and when required.

During the financial year ended 31st March, 2020, the Board Meetings were held on 29th August, 2019, 22nd October, 2019, 21st January, 2020, and 20th February, 2020 respectively.

The details of number of Board Meetings attended by Directors, attendance at last Annual General Meeting (AGM), number of other Directorships in Body Corporates (other than ITPO) held by Directors during the financial year 2019-20 are tabled below:

Sl. No.	Name of Director	Board Meetings		Attendance at last AGM held on (27th September 2019)	As on March 31, 2020 (No. of other Directorship)
		Held during the tenure	Attendance		
1.	Shri L.C. Goyal	4	4	Yes	2 (KTPO, TNTPO)
2.	Shri Shashank Priya	3	3	No	6 (HMT, MMTC, STC, BHEL, Invest India, IICECL.)
3.	Shri P. Harish	4	2	No	2 (WAPCOS, IIFT)
4.	Smt. Alka Nangia Arora	4	3	No	2 (NSIC, DSIIDC)
5.	Shri. Rajesh Agrawal	4	4	No	5 (JKTPO, KTPO, WBTPPO, NCTI, TNTPO)
6.	Smt. Nidhi Mani Tripathi	4	3	Yes	Nil
7.	Shri Rahul Kumar Shrawat	2	2	No	1 (Naval Group)
8.	Smt.V.G Aravindanayagi	2	1	No	NIL

**2.4 INFORMATION REQUIRED TO BE PLACED BEFORE THE BOARD OF DIRECTORS:**

The Board has complete access to any information of the Company. The information regularly supplied to the Board includes:

1. Annual operating plans, budgets and any updates.
2. Annual Accounts, Directors' Report, etc.
3. Minutes of meetings of Audit Committee and other Committees of the Board.
4. Major Investments, information of Subsidiaries and Joint Ventures, Strategic Alliances, etc.
5. Award of large Contracts.
6. Disclosure of Interest by Directors about Directorship and Committee positions occupied by them in other Companies.
7. Report on the status of various ongoing Projects/Schemes and Budget Utilization.
8. Any significant development in Human Resources/ Industrial Relations like signing of wage agreement, etc.
9. Non-compliance of any regulatory, statutory and shareholders' service.
10. Short-term investment of surplus funds.
11. Other materially important information including the requirements of Companies Act.

**3. COMMITTEES OF THE BOARD OF DIRECTORS**

The Board has constituted the following Committees:

- i) Audit Committee
- ii) Remuneration Committee
- iii) CSR Committee.

**3.1 Composition of Audit Committee, Meetings held and Attendance of Audit Committee during the year 2019-20**

The Company has complied with the Corporate Governance guidelines and accordingly, three Audit Committee Meetings were held on 29th August, 2019, 28th November, 2019 and 20th February, 2020 respectively.

SI No .	Name of Committee Members	Designation	Position in Committee	Meetings	
				Held during the tenure	Attendance
1.	Smt. V.G Aravindanayagi	Independent Director	Chairman	2	1
2.	Shri Shashank Priya	Part Time official Director	Member	3	1
3.	Smt. Alka Nangia Arora	Part Time official Director	Member	3	2

4.	Shri Rajesh Agrawal	Part Time official Director	Member	3	3
5.	Smt. Nidhi Mani Tripathi	Part Time official Director	Member	3	2

### 3.2 Composition of Remuneration Committee, Meetings held and attendance in Remuneration Committee during the year 2019-2020

During the Year 2019-20, No meeting of the Remuneration Committee was held.

SI No .	Name of Remuneration Committee Members	Designation	Position in Remuneration Committee	Meetings	
				Held during the tenure	Attendance
1.	Shri Rahul Kumar Shrawat	Independent Director	Chairman	-	-
2.	Smt. V.G Aravindanayagi	Independent Director	Member	-	-
3.	Shri Rajesh Agrawal	Part Time official Director	Member	-	-
4.	Smt. Nidhi Mani Tripathi	Part Time official Director	Member	-	-

### 3.3 Composition of CSR Committee, Meetings held and attendance in CSR Committee during the year 2019-2020.

The Company has complied with the Guidelines issued by the Department of Public Enterprises/Companies Act,2013.

SI No .	Name of CSR Committee Members	Designation	Position in CSR Committee	Meetings	
				Held during the tenure	Attendance
1.	Shashank Priya	Part Time official Director	Chairman	1	1
2.	Shri Rajesh Agrawal	Part Time official Director	Member	1	1
3.	Smt. V G Aravindanayagi	Part Time official Director	Member	1	1
4.	Smt. Alka Nangia Arora	Part Time official Director	Member	1	0
5	Smt. Nidhi Mani Tripathi	Part Time official Director	Member	1	0

During the Year 2019-20, one meeting of the CSR Committee was held on 28th November, 2019.

#### 4. REMUNERATION OF DIRECTORS

The remuneration of CMD & ED is as per the terms of appointment issued by Govt. of India and rules applicable thereof. The Company pays a sitting Fee of Rs.20,000/- per meeting, to each part-time Independent Director who attends any Board Meeting or Meeting of any Sub-Committee of the Board. However, no remuneration is paid to the part-time Government Nominee Director.

#### 5. GENERAL BODY MEETING.

Date, time and location where the last three Annual General Meetings were held, are as under.

Year	Date	Time	Venue	Special Resolution
2017-18	26.9.2017	3:00 PM	Pragati Bhawan Pragati Maidan New Delhi- 110 001	Nil
2018-19	22.10.2018	3:00 PM	Pragati Bhawan Pragati Maidan New Delhi- 110 001	Nil
2019-20	27.09.2019 & 21.11.2019 (Adjourned Meeting)	3.30 PM	Pragati Bhawan Pragati Maidan New Delhi- 110 001	Nil

Date, time and location where the last Extraordinary General Meeting was held, are as under.

Year	Date	Time	Venue	Special Resolution
2018-19	14.12.2018	12:30 PM	Pragati Bhawan Pragati Maidan New Delhi- 110 001	Yes - One

#### 6. DISCLOSURES

The transactions with related parties are disclosed as per the requirement of the Companies Act, 2013.

ITPO is complying with the applicable accounting standards. Only after the review of financial statements by Statutory Auditors and CAG, the financial statements are passed by the Board & Shareholders.

(III) There are no penalties or strictures imposed on the Company by statutory authority on any matter related to any guidelines issued by the Government during the last three years.

(IV) With respect to the Whistle Blower Policy, the Policy has been formulated and implemented after the approval of the Competent Authority.

(V) The Board and the Senior Management of ITPO have no personal interest, which has a potential conflict with the interest of the Company.

(VI) A Comprehensive Risk Management Policy, as per DPE Guidelines, was approved by the Board on 26-03-2013 and has since been implemented.



(VII) No item of expenditure was debited in the Books of Accounts which was not for the purpose of the organization.

(VIII) No expenses of personal nature of the Members of the Board of Directors were incurred out of the funds of the Company.

## **7. MEANS OF COMMUNICATION**

The Company is an unlisted, Section 8 company (earlier section 25) of the new Companies Act, 2013 and, therefore, its quarterly or half-yearly results are not communicated like listed companies.

## **8. AUDIT QUALIFICATION**

The audit observations/comments, if any, and replies, thereto, of the management for the financial year 2019-20 will be a part of the Annual Report.

## **9. TRAINING OF BOARD OF DIRECTORS**

Training of Directors is being conducted as per the need of the Directors.

## **10. WHISTLE BLOWER POLICY**

ITPO has formulated its Whistle Blower Policy and the same has been implemented with the approval of the Competent Authority.

## **11. CORPORATE SOCIAL RESPONSIBILITY**

ITPO has constituted a CSR Committee, as per the DPE guidelines and the Companies Act, which reviews the CSR activities.

As per the Companies Act, 2013, CPSEs have to spend at least two per cent of the average net profits of the company made during the three immediately preceding financial years, in pursuance of its CSR Policy. The 2% of the average net profit made by ITPO during the years 2016-17, 2017-18 and 2018-19 was Rs. 2.51 crore (approx.) which ITPO had to spend on its CSR activities for the year 2019-20. Further, the unspent amount of Rs. 2.32 crore (approx.) which ITPO could not spend on CSR activities for the year 2018-19 had been carried forward to this amount resulting in a total amount of Rs. 4.83 crore (approx.) which was to be spent on CSR activities for the year 2019-20.

For the year 2019-20, ITPO continued its efforts towards promotion of Sanitation by contributing Rs. Fifty lakh towards "Swachh Bharat Kosh", Govt. of India. In addition, the proposals amounting to Rs.4.33 cr approx like PM CARES Fund, Promotion of Solar Energy by International Solar Alliance, Promotion of Art & Culture, Skill development for persons with disabilities (Divyangjan), Education for tribal students, Healthcare and Education for needy students, construction of School Building etc has been done.



**Annexure-VII****CORPORATE GOVERNANCE COMPLIANCE CERTIFICATE**

To,

The Members

India Trade Promotion Organisation

New Delhi

We have examined the compliance of Guidelines of Corporate Governance by India Trade Promotion Organisation for the year ended March 31, 2020 as stipulated in Notification No. 18(8)/2005- GM, dated 14th May 2010, issued by Ministry of Heavy Industries and Public Enterprises, Department of Public Enterprises, Government of India For Corporate Governance. According to the statutory records of the Company provided to us for the period 01/04/2019 to 31/03/2020, the Company appointed an Independent director w.e.f 10/06/2016 and he completed his tenure on 09.06.2019. Further, company has appointed two Independent directors during 2019-20 w.e.f 30/10/2019 & 12/12/2019 respectively and has complied with the requirements of sub-section (4) of Section 149 and other applicable provisions of The Companies Act, 2013 as well as the requirements of DPE Guidelines. The Compliance of guidelines on Corporate Governance is the responsibility of the management. Our examination was limited to the procedures and implementation thereof, adopted by the Company for ensuring the compliance of the conditions of Corporate Governance as stipulated in above mentioned Guidelines. It is neither an audit nor an expression of opinion on the financial statements of the Company. In our opinion and to the best of our information and according to the explanation given to us, we certify that the Company has complied with the conditions of Corporate Governances as stipulated in DPE Guidelines. We further state that such compliance is neither an assurance as to the future viability of the Company nor efficiency or effectiveness with which the Management has conducted affairs of the company.

For Rajesh Mittal & Associates  
Company Secretaries

Sd/-

(Rajesh Mittal)

(Membership No.ACS 13275, C.P No. 3254)

Place :New Delhi

Dated : 09-Jul-2020



## INDIA TRADE PROMOTION ORGANISATION

(A Govt. of India Enterprise)

Pragati Bhawan, Pragati Maidan, New Delhi – 110 001

Tele : 011-23371540, 23371491, Fax : 011-23371492

E-mail : [info@itpo.gov.in](mailto:info@itpo.gov.in); Website : [www.indiatradefair.com](http://www.indiatradefair.com)

### DECLARATION

As per DPE guidelines on Corporate Governance for CPSE's, this is to confirm that all Board Members and Senior Management personnel have affirmed compliance with the Code of Conduct of the Company for the Financial Year 2019-20.

Sd/-

(L.C. Goyal)

Chairman and Managing Director

Place : New Delhi

Dated : 02.06.2020

**CORPORATE SOCIAL RESPONSIBILITY**

1. The thrust of CSR and Sustainability is on capacity building, empowerment of communities, inclusive socio-economic growth, environment protection, promotion of green and energy efficient technologies, development of backward region and uplift of the marginalized and under-privileged section of the society.

ITPO has been strictly adhering to CSR and Sustainability Guidelines issued by Department of Public Enterprises and the applicable Act & Rules of the Companies Act 2013. The CSR initiatives/ activities will be implemented with the approval/ monitoring accordingly. The detailed policy about CSR initiatives of ITPO is available at [http://indiatradefair.com/information/details/csr\\_initiative](http://indiatradefair.com/information/details/csr_initiative)

ITPO has been an active contributor towards the welfare of various communities under its CSR initiatives. For the years 2011-12 to 2013-14, ITPO extended support to Asha Kiran Home, Leprosy affected persons and Department of Social Welfare, Govt. of NCT, Delhi. For the year 2014-15, ITPO contributed towards “Swachh Bharat Kosh” of Govt. of India and also provided CSR support to small artisans of leather goods in the form of free space to display their products in the India International Leather Fair 2014, Delhi.

For the year 2016-17, ITPO continued its efforts towards promotion of Sanitation by contributing Rs. One crore each towards “Swachh Bharat Kosh”, Govt. of India and “Clean Ganga Fund”, Govt. of India. In addition, the proposals amounting to Rs. 0.92 crore like Sponsorship of two Ambulances, Sponsorship of five distribution vehicles to transport cooked meals to schools under Mid-Day Meal programme, Donation of Charkha to Khadi Artisans (200 nos. at Rs. 13,500/- per Charkha), and contribution towards Health Minister’s Cancer Patient Fund are under implementation

For the year 2017-18, ITPO continued its efforts towards promotion of Sanitation by contributing Rs. One crore each towards “Swachh Bharat Kosh”, Govt. of India and “Clean Ganga Fund”, Govt. of India. In addition, the proposals amounting to Rs 1.33 crore approx. like construction of building for Blind Institution, Skills Development, Infrastructure up- gradation in Schools, Promotion of Art and Culture, Improvement in health’s for school children’s etc,

For the year 2018-19, ITPO continued its efforts towards promotion of Sanitation by contributing Rs.50 lakh each towards “Swachh Bharat Kosh”, Govt. of India and ‘Clean Ganga Fund’, Govt. of India. In addition, the proposals amounting to Rs.3.37 cr approx. like Promotion of Solar Energy by International Solar Alliance, Construction of building for Blind Institution, Education of Tribal Students, Promotion of Indian Culture and Heritage, Environment by tree plantation, Social Welfare for needy elderly citizens, Women Empowerment for destitute women and their children, Health & Education for tribal population of Araku constituency etc.

For the year 2019-20, ITPO further continued its efforts towards promotion of Sanitation by contributing Rs.50 lakh towards “Swachh Bharat Kosh”, Govt. of India. In addition, the proposals amounting to Rs.4.33 cr approx. like PM CARES Fund, Promotion of Solar Energy by International Solar Alliance, Promotion of Art & Culture, Skill development for persons with disabilities (Divyangjan), Education for tribal students, Healthcare and Education for needy students, construction of School Building etc.



Contribution to "Swachh Bharat Kosh", Govt. of India under CSR

ITPO has constituted CSR Committee as per the DPE guidelines that reviewed the CSR activities. The Committee comprises of following Board members:

- AS&FA, DOC - Chairman
  - Nominee Director, MSME - Member
  - Executive Director, ITPO - Member
  - Nominee Director, DoC - Member
  - Independent Director  
(Ms V.G. Aravindanayagi) - Member
2. The average net profit of the company for the last three financial years (2016-17, 2017-18 and 2018-19) is Rs.125.5 crore (approx.).
  3. The amount sanction on CSR activities for the year 2019-20 is Rs. 2.51 crore (approx.) (2% of average net profit of the company for the last three financial years). In addition, Rs. 2.32 crore (approx.) was the amount

that ITPO could not spend on its CSR activities during the year 2018-19 due to operational reasons. Therefore, the total amount ITPO to spend on its CSR activities for the year 2019-20 is Rs.4.83 crore (approx.).

4. Few projects approved by Board pertaining to previous periods cancelled as the same were could not implemented by the CSR implementing agencies due to various reasons. Further, in the wake of COVID-19 pandemic the Aspirational districts in respect of ITPO's CSR expenditure could not be finalised, which is now in process of finalization.
5. Details of the amount spent during the financial year 2019-20 are detailed below:

Sl. No.	CSR project or activity identified	Sector in which the project is covered	Projects or Programs 1. Local area or other 2. Specify the State and District where projects or programs were undertaken.	Amount outlay (budget) project or program wise	Amount spent on the project or programs Sub-heads" 1.Direct expenditure 2. Overheads	Cumulative expenditure up to the reporting period	Amount spent: Direct or through implementing agency
1	Promotion of Solar Energy by International Solar Alliance (ISA), Govt. of India initiative scheme & PM CARES Fund	Govt. of India initiative for ISA – future energy & PM CARES Fund	Govt. of India initiative scheme	Rs.Two crore thirty three lakh	Out of Rs. 2.33 crore allotted for ISA, ITPO has been contributed Rs. 2 crore to “PM CARES Fund” against the COVID-19 outbreak.	Rs.Two crore thirty three lakh	Rs.Two crore Contributed directly to “PM CARES Fund” and Rs. Thirty Three Lakh to ISA.
2	Swachh Bharat Kosh, Gol	Sanitation & cleanliness	Govt. of India Projects in rural and urban areas	Rs.Fifty lakh	Rs. Fifty lakh Spent as Direct Expenditure. No overheads	Rs.Fifty lakh	Rs.Fifty lakh Contributed directly to Deptt. of Expenditure, Ministry of Finance, Govt. of India
3	Construction of Toilets for students by Garv Toilets, Faridabad, Haryana	Sanitation & cleanliness	Delhi	Rs. Thirty Five lakh	Rs. Thirty Five lakh Spent as Direct Expenditure. No overheads	Rs. Thirty Five lakh	Rs. Thirty Five lakh to contribute through to Garv Toilets (Faridabad)



4.	Electronic Sanitary Napkin Vending Machine and Sanitary Napkin Disposal Machine for girl Students by ITI Limited, Lucknow	Healthcare	Uttar Pradesh	Rs. Ten lakh	Rs. Ten lakh spent as Direct Expenditure. No overheads.	Rs. Ten Lakh	Rs. Ten lakh to contribute directly to ITI Limited, Lucknow.
5	Organizing Skill Development Programme for Persons with Disabilities by National Handicapped Finance and Development Corporation (NHFDC), Faridabad	Skill Development	Chhattisgarh, Rajasthan & Maharashtra	Rs. Thirty lakh	Rs. Thirty lakh Spent as Direct Expenditure. No overheads	Rs. Thirty lakh	Rs. Thirty lakh to contribute directly to NHFDC.
6	Govt. Kapoteswar U.G. School, Raghurajpur. Distt. Puri, Odisha by Prabhaav Foundation	Education	Odisha	Rs. Ten lakh	Rs. Ten lakh Spent as Direct Expenditure. No overheads	Rs. Ten lakh	Rs. Ten lakh to contribute directly to Prabhaav Foundation.
7	Ashram Shala for ST Students, Adadara Village KALOL, Panchmahal, Gujarat	Education	Gujarat	Rs. Twenty lakh	Rs. Twenty lakh Spent as Direct Expenditure. No overheads	Rs. Twenty lakh	Rs. Twenty lakh to contribute directly to Ashram Shala, Gujarat.

8	Urusvati Centre for Contemporary Art, Gurugram	Promotion of Art and Culture	Haryana	Rs. Six lakh	Rs. Six lakh Spent as Direct Expenditure. No overheads	Rs. Six lakh	Rs. Six lakh contributed directly to Urusvati Centre for contemporary Art.
9	Nai Disha Educational and Cultural Society, New Delhi	Education	Delhi/NCR	Rs. Twenty Five lakh	Rs. Twenty Five lakh Spent as Direct Expenditure. No overheads	Rs. Twenty Five lakh	Rs. Twenty Five Lakh to contribute directly to Nai Disha Educational and Cultural Society.
10	Aspirational Districts	School Education & Healthcare	India	Rs. Fifty Five lakh	Rs. Fifty Five Lakh Spent as Direct Expenditure. No overheads	Rs. Fifty Five Lakh	Rs. Fifty Five Lakh to contribute directly to Aspirational Districts.
11	Administrative Expenses	-	-	Rs. Nine lakh	-	-	-

CSR committee is of the view that the implementation and monitoring of ITPO's CSR Policy complies with CSR objectives and Policy of the company.

<p>Sd/- <b>(L.C. Goyal)</b> Chairman &amp; Managing Director</p>	<p>Sd/- <b>(Dr. S.C. Pandey)</b> Chairman, CSR Committee</p>
--	--

## MANAGEMENT DISCUSSION AND ANALYSIS REPORT

### Industry Structure, Vision and Mission

India Trade Promotion Organisation (ITPO) is the premier trade promotion agency of India, providing a broad spectrum of services to trade and industry and acting as a catalyst for growth of India's trade. The main objectives of ITPO are:

To promote external and domestic trade of India in a cost effective manner by organizing and participating in international trade fairs in India and abroad; by organizing buyer-seller meets and contact promotion programmes abroad; by conducting overseas market surveys, exchanging and coordinating visits of business delegations, and by undertaking need based research to facilitate trade in specific sectors/markets;

- To support and assist small and medium enterprises to access markets both in India and abroad;
- To disseminate trade information and facilitate E-commerce/trade;
- To develop quality physical infrastructure, services and management so as to enable holding of trade promotion events such as conventions and trade exhibitions of international standard; and
- To enlist the involvement and support of the State Governments, other government trade promotion agencies, trade and industry associations in trade promotion of India's external and domestic trade.

With its Headquarters at Pragati Maidan, New Delhi and regional offices at Chennai, Kolkata and Mumbai, ITPO ensures representative participation of trade and industry from different regions of the country in its events in India and abroad.

### Vision

To be a leader amongst world class trade promotion organizations, leveraging India's strengths internationally. Rapid growth in India's share of global trade and investments, quality of our services and customer satisfaction will be the touchstone of our success.

### Mission

To promote, facilitate, encourage and coordinate various activities and programmes to enhance India's share of export through trade in goods and services.

As per the Memorandum & Articles of Association, the Company is under Section 8 of the Companies Act, 2013, and no dividend is payable. Therefore, the excess of income over expenditure has been carried forward to the Reserve and Surplus Account for the utilization of the same in furtherance of its objectives

### FINANCIAL HIGHLIGHTS

The operations of the Company for the period ended on 31st March, 2020, have yielded a surplus of Rs. 87.21 crore as against Rs. 73.28 crore (Recast as per Ind-AS) for the fiscal year 2018-19. The total income generated during 2019-20 is Rs.241.96 crore compared to Rs. 253.59 crore (Recast as per Ind-AS) in the preceding year 2018-19.



**SWOT**

ITPO has its own exhibition ground at a prime location having State-of-the-art Exhibition Halls and other Convention/Conference facilities. It has a team of Professional and experienced officers of various disciplines like Engineering, Architect, Design, Fairs, etc. for organizing B2B and B2C fairs/exhibitions on national/international standards. ITPO has 40 years of experience in industry with rich exposure in various trends and requirements. ITPO has a wide network with Ministries like MEA, other TPOs and it is the only Govt. PSU with a back up of various Govt. agencies / departments, thereby providing confidence among the participants. Due to restriction by govt. policies, there are limitations on the ground's Multi-use. Further, the company has to adhere the objective of Section 8 Companies i.e. not to maximize profit. The Company faces competition from private organisers and substantial change in Government Policies

**Future Outlook**

ITPO's mega project of redevelopment of Pragati Maidan into a world-class iconic landmark i.e. the International Exhibition and Convention Centre (IECC) is at a significant stage and is being implemented in a phased manner. Hall No. A3 to A5 Complex, complete in all respects, is likely to be delivered by November, 2020. The work on the remaining exhibition halls and the Convention Centre is progressing and the entire project is now rescheduled to be completed by October, 2021 except Exhibition Hall no. 6 that will be completed by January, 2022. The outbreak of the novel Covid-19 pandemic has hit the world at an unprecedented scale. The MICE industry is amongst the most affected. The IECC project activities were earlier impacted due to ban on construction activities in Delhi at various intervals. Now the construction work has been further impacted due to the Covid-19 and consequential lockdown. It may be noted that even if construction has restarted, the pace of construction will remain significantly low for some time due to imposition of social distancing guidelines and labour mobilization issues.

As a result, the earlier timelines had to be revised again which will further delay the availability of Exhibition Halls and other infrastructure.

The infrastructure including the Convention Centre is planned to be an added facility for the G20 Summit being hosted by India in 2022. The upcoming exhibition halls and the Convention Centre will fill critical gaps in requirements for MICE (Meetings, Incentives, Conferences and Events) sector. The IECC project includes development of 3,82,188 sqm total built up area including a world-class Convention Centre with an area of 53,399 sqm and exhibition area of 1,51,687 sqm with basement parking for 4,800 ECUs and administrative building of 8,857 sqm area.

An area of 3.70 acres has been earmarked for a five-star hotel at Pragati Maidan, which will be an integral part of the modern complex. However, there has not been any progress made towards operationalisation of the Hotel component due to poor response from the market.

The Convention Centre will be a huge iconic landmark at par with the best infrastructure in the world. The Convention Centre will have a seating capacity for 7000 pax in a single format which will be more than 5 times the size of Vigyan Bhawan and comprising of G20 meeting and premium rooms with an amphitheatre of 3000 pax seating capacity and a large number of meeting rooms of different sizes.

The Integrated Transit Corridor Development Plan (ITCDP) which is vital for easy access to the IECC is also underway concurrently in and around Pragati Maidan. It will provide access to the basement parking and also an



alternative route to Bhairon Marg which is carrying traffic beyond its capacity. The entire stretch of Mathura Road will be signal free once it is ready. This would decongest traffic within the vicinity of Pragati Maidan and will also significantly reduce pollution levels in this area. This component is also an integral part of IECC project and is expected to be completed by March,2021. Since the funds envisaged to flow from monetisation of land for the Hotel are not available, the IECC project is to be funded through ITPO's reserves and institutional loan from the SBI.

The IECC project will definitely help improve nation's image in terms of world class modern MICE infrastructure. Revenues and services of business sector in the Delhi-NCR region will shoot up as many events may shift to New Delhi from the East Asian and other countries and as such, global fraternity is very excited and thrilled about the upcoming venue and is keenly looking ahead to welcome commissioning of the facilities. In a nutshell, the new venue will not only help in positioning India world over in terms of growth, strength and potential for trade, investment and manufacturing activity but also in projecting India to be a global power.

### **Internal control systems and their adequacy**

Internal controls are continually evaluated by the Management and the Internal Auditors. Findings from internal audits are reviewed regularly by the Management and corrective actions and control measures to maintain proper accounting, monitoring of various operations are followed wherever required.

### **Internal Financial control systems and their adequacy**

The Board has adopted policies and procedures for ensuring the orderly and efficient conduct of its business, including adherence to the company's policies, the safeguarding of its assets, the prevention and detection of frauds and errors, the accuracy and completeness of the accounting records, and the timely preparation of reliable financial disclosures.

### **Material developments in human resources, industrial relations**

Your company, being in the service industry believes that human resources are the critical assets. The company duly recognizes the talents of the employees and encourages sharing of knowledge between experienced manpower and young group. The Company provides various skill development training to its employees in-house and outside trainings nominating for various workshops and seminars etc. Employees opted VRS which was in operational.

### **Environmental protection and conservation, technological conservation, renewable energy development.**

Your company is a non-manufacturing company. However, ITPO is very much concerned about the environment and the conservation of energy and resources like water, power etc. All the care has been taken in respect of environment protection regulations in the redevelopment project.

### **Risk Management**

Your Company regularly analyses the risks related to its operations and all steps were taken to manage & mitigate the known risks by insurance & other means. HoDs have been advised to bring any risk/potential risk to the attention of management.

**Corporate Social Responsibility**

Corporate Social Responsibility (CSR) is the continuing commitment by business to behave ethically and contribute to economic development while improving the quality of life of the workforce and their families as well as of the local community and society at large.

In ITPO the thrust of CSR and Sustainability is on capacity building, empowerment of communities, inclusive socio-economic growth, environment protection, promotion of green and energy efficient technologies, development of backward region, and upliftment of the marginalized and under-privileged section of the society.

The Statements in this Management Analysis and Discussion Report describing the Company's performance may be forward looking within the meaning of applicable laws and regulations. Depending upon the various Government policies and the prevailing economic conditions, results may differ from those expressed or implied herein.



India International Footwear Fair 2019, Delhi

# Accounts





# Standalone Accounts

## STANDALONE BALANCE SHEET AS AT 31ST MARCH, 2020

(Rs. in Lakhs)

Particulars	Note No.	As at 31st March 2020	As at 31st March 2019
<b>ASSETS</b>			
<b>Non-current assets</b>			
Property, Plant and Equipment	3	1,822.31	1,903.27
Right-of-use Assets	34.12	369.34	-
Capital work in progress	3	166,196.39	132,317.68
Other Intangible Assets	4	9.41	40.38
Investments in Subsidiaries, Joint Venture & Associate	5	1,324.06	1,323.77
Financial Assets			
Investments	6	-	-
Loans	7	1,405.49	449.60
Non-current tax assets	8	14,713.62	22,638.77
Other non-current assets	9	17,650.48	4,412.12
<b>Current assets</b>			
Financial Assets			
Investments	10	59.75	80.33
Trade receivables	11	1,451.81	605.39
Cash and cash equivalents	12	4,825.10	5,669.31
Bank balances other than cash and cash equivalents	13	20,311.49	43,899.00
Loans	14	349.23	1,567.82
Other Financial assets	15	10,210.08	5,465.60
Current tax assets	16	8,704.41	-
Other Current Assets	17	1,910.37	1,573.24
<b>Total</b>		<b>251,313.34</b>	<b>221,946.28</b>
<b>EQUITY AND LIABILITIES</b>			
Equity Share Capital	18	25.00	25.00
Other Equity	19	212,424.70	203,703.29
<b>Liabilities</b>			
<b>Non-current liabilities</b>			
Financial Liabilities			
Borrowings	20	23,222.50	-
Lease liabilities	34.12	296.69	-
Non-current Provisions	21	2,093.12	2,032.32
Other non-current liabilities	22	817.53	939.65
<b>Current Liabilities</b>			
Financial liabilities			
Trade payables	23		
- Total outstanding dues of Micro Enterprises and Small Enterprises		31.29	2.69
- Total outstanding dues of Creditors other than Micro Enterprises and Small Enterprises		2,057.47	1,715.49
Lease liabilities	34.12	0.58	-
Other financial liabilities	24	5,395.46	3,491.02
Other current liabilities	25	3,731.45	5,545.61
Current Provisions	26	1,217.55	4,491.21
<b>Total</b>		<b>251,313.34</b>	<b>221,946.28</b>

'Significant Accounting Policies' and 'Notes'- 1 to 34 form an integral part of the Financial Statements

Sd/-  
(S.R.Sahoo)  
Company Secretary  
M. No. F5595

Sd/-  
(D.M.Sharma)  
Chief Financial Officer  
M. No. 084838

Sd/-  
(Rajesh Agrawal)  
Executive Director  
DIN:00242334

Sd/-  
(L.C.Goyal)  
Chairman & Managing Director  
DIN: 02389348

As per our Report of even date attached  
For S P Chopra & Co.  
Chartered Accountants  
Firm Regn. No. 000346N

Sd/-  
Ankur Goyal  
Partner  
Membership No. 099143

Place: New Delhi  
Dated: 22.09.2020

**STANDALONE STATEMENT OF INCOME & EXPENDITURE FOR THE YEAR ENDED 31ST MARCH, 2020**

(Rs. in Lakhs)

Particulars	Note No.	Year ended 31st March 2020	Year ended 31st March 2019
<b>Income</b>			
Revenue From Operations	27	20,486.01	18,005.65
Other Income	28	3,709.82	7,353.30
<b>Total Income</b>		24,195.83	25,358.95
<b>Expenditure</b>			
Employee benefits expense	29	10,244.31	11,016.68
Depreciation and amortization expense	30	199.84	188.63
Finance Cost	31	37.25	13.99
Other expenses	32	7,778.85	8,236.20
<b>Total Expenditure</b>		18,260.25	19,455.50
<b>Excess of Income over Expenditure before exceptional items and tax</b>		5,935.58	5,903.45
Exceptional Items	33	3,264.00	1,694.92
<b>Excess of Income over Expenditure before tax</b>			
Tax expense	34.4 (A)	-	-
<b>Surplus for the year</b>		9,199.58	7,598.37
<b>Other Comprehensive Income</b>			
Items that will not be reclassified to Income & Expenditure:			
Remeasurement gain/ (loss) on defined benefit plans	34.13 (II)	(478.17)	(270.57)
<b>Other Comprehensive Income/ (Loss) for the year</b>		(478.17)	(270.57)
<b>Total comprehensive income for the year</b>		8,721.41	7,327.80
Earnings per share- Basic/ Diluted (Face Value of Rs. 100/- each)	34.19	0.37	0.30

'Significant Accounting Policies' and 'Notes'- 1 to 34 form an integral part of the Financial Statements

Sd/-  
(S.R.Sahoo)  
Company Secretary  
M. No. F5595

Sd/-  
(D.M.Sharma)  
Chief Financial Officer  
M. No. 084838

Sd/-  
(Rajesh Agrawal)  
Executive Director  
DIN:00242334

Sd/-  
(L.C.Goyal)  
Chairman & Managing Director  
DIN: 02389348

As per our Report of even date attached

**For S P Chopra & Co.**  
Chartered Accountants  
Firm Regn. No. 000346N

Sd/-  
**Ankur Goyal**  
Partner  
Membership No. 099143

Place: New Delhi  
Dated: 22.09.2020



**STANDALONE STATEMENT OF CHANGES IN EQUITY FOR THE YEAR ENDED 31ST MARCH, 2020****A. Equity Share Capital (Refer note. 18)**

For the year ended 31st March 2020

(Rs in Lakhs)

Particulars	No. of shares	Amount
Balance as at 1 April 2019	25,000	25.00
Changes in equity share capital during the year	-	-
<b>Balance as at 31 March 2020</b>	<b>25,000</b>	<b>25.00</b>

For the year ended 31st March 2019

(Rs in Lakhs)

Particulars	No. of shares	Amount
Balance as at 1 April 2018	25,000	25.00
Changes in equity share capital during the year	-	-
<b>Balance as at 31 March 2019</b>	<b>25,000</b>	<b>25.00</b>

**B. Other Equity (Refer note 19)**

For the year ended 31st March 2020

(Rs. in Lakhs)

Particulars	Reserves and Surplus			Total
	Retained Earnings	Capital Reserve		
		Promoter's Contribution for KTPO	Others	
Balance as at 1 April, 2019	202,665.19	1,020.00	18.10	203,703.29
Changes in accounting policy or prior period errors	-	-	-	-
Restated Balance as at the 1 April, 2019	202,665.19	1,020.00	18.10	203,703.29
Add: Surplus for the year	9,199.58	-	-	9,199.58
Add: Other Comprehensive Income/(Loss) for the year	(478.17)	-	-	(478.17)
<b>Balance as at 31 March 2020</b>	<b>211386.60</b>	<b>1020</b>	<b>18.10</b>	<b>212424.70</b>

For the year ended 31st March 2019

(Rs. in Lakhs)

Particulars	Reserves and Surplus			Total
	Retained Earnings	Capital Reserve		
		Promoter's Contribution for KTPO	Others	
Balance as at 1 April 2018	195,337.39	1,020.00	18.10	196,375.49
Changes in accounting policy or prior period errors	-	-	-	-
Restated balance as at 1 April 2018	195,337.39	1,020.00	18.10	196,375.49
Add: Surplus for the year	7,598.37	-	-	7,598.37
Add: Other Comprehensive income/(loss) for the year	(270.57)	-	-	(270.57)
<b>Balance as at 31 March, 2019</b>	<b>202,665.19</b>	<b>1,020.00</b>	<b>18.10</b>	<b>203,703.29</b>

Significant Accounting Policies and Notes'- 1 to 31 form an integral part of the Financial Statements.

Sd/-  
(S.R.Sahoo)  
Company Secretary  
M. No. F5595

Sd/-  
(D.M.Sharma)  
Chief Financial Officer  
M. No. 084838

Sd/-  
(Rajesh Agrawal)  
Executive Director  
DIN:00242334

Sd/-  
(L.C.Goyal)  
Chairman & Managing Director  
DIN: 02389348

As per our Report of even date attached  
For S P Chopra & Co.  
Chartered Accountants  
Firm Regn. No. 000346N

Sd/-  
Ankur Goyal  
Partner  
Membership No. 099143

Place: New Delhi  
Dated: 22.09.2020



## STANDALONE OF CASH FLOWS STATEMENT FOR THE YEAR ENDED 31ST MARCH, 2020

(Rs. in Lakhs)

A	Particulars	Year ended 31st March 2020		Year ended 31st March 2019	
	<b>CASH FLOW FROM OPERATING ACTIVITIES</b>				
	Excess of income over expenditure before Tax		9,199.58		7,598.37
	<b>Adjustments For:</b>				
	Other Comprehensive Income	(478.17)		(270.57)	
	Depreciation and Amortisation Expenses	199.84		188.63	
	Loss/ (Profit) on Sale of PPE (net)	(6.83)		(19.74)	
	Interest & Dividend Income	(2,330.68)		(6,280.22)	
	Finance Cost on lease	23.57		-	
	Provisions/ Write-offs	91.67		131.16	
	Provisions/Liabilities no longer required, written back	(479.17)		(388.71)	
	Provision for Impairment Loss on investment in JV	(0.29)		69.32	
	Fair value (gain)/ loss on Mutual funds	26.20	(2,953.86)	4.36	(6,565.77)
	<b>Operating Profit before working capital changes</b>		<b>6,245.72</b>		<b>1,032.60</b>
	<b>Less: Net Increase (decrease) in Working Capital:</b>				
	Increase (Decrease) in Non-Current Financial Loans	955.89		(71.62)	
	Increase (Decrease) in Non-Current Tax Assets	(7,925.15)		2,077.76	
	Increase (Decrease) in Other Non-Current Assets	(14.96)		14.27	
	Increase (Decrease) in Trade Receivables	738.03		(477.59)	
	Increase (Decrease) in Bank Balance	(23,587.51)		(46,202.00)	
	Increase (Decrease) in Current Loans	(1,218.59)		(1,385.41)	
	Increase (Decrease) in Other Current Financial Assets	4,744.48		(25,199.48)	
	Increase (Decrease) in Current Tax Assets	8,704.41		-	
	Increase (Decrease) in Other Current Assets	428.21		345.59	
	(Increase) Decrease in Non-Current Provisions	(60.80)		159.37	
	(Increase) Decrease in Other Non-Current Liabilities	122.12		(124.00)	
	(Increase) Decrease in Trade Payables	(419.19)		(216.57)	
	(Increase) Decrease in Lease Liability	0.54		-	
	(Increase) Decrease in Other Current Financial Liabilities	(2,226.02)		482.27	
	(Increase) Decrease in Other Current Liabilities	1,814.16		(1,991.60)	
	(Increase) Decrease in Current Provisions	3,273.66	(14,670.72)	3,730.24	(68,858.77)
	<b>Net cash from Operating Activities [A]</b>		<b>20,916.44</b>		<b>69,891.37</b>
	<b>B CASH FLOW FROM INVESTING ACTIVITIES</b>				
	Investment in Associate		-		(220.00)
	Adv. For IECC Project		(46,195.64)		(72,487.55)
	Capital Expenditure (WIP)		(220.41)		(1,489.30)
	Purchase of PPE/ other Intangible assets		(136.81)		(37.82)
	Sale of PPE		7.35		29.17
	Investments & Intercompany Deposits		(5.62)		(5.94)
	Interest & Dividend Income		2,330.68		6,280.22
	<b>Net cash from Investing Activities [B]</b>		<b>(44,220.45)</b>		<b>(67,931.22)</b>

<b>C</b>	<b>CASH FLOW FROM FINANCING ACTIVITIES</b>			
	Borrowings		23,222.50	-
	Interest earned on DSRA		5.48	-
	Interest cost		(744.61)	-
	Finance cost on lease		(23.57)	-
	<b>Net cash from Financing Activities [C]</b>		<b>22,459.80</b>	<b>-</b>
	<b>Net Increase / Decrease in Cash and Cash equivalents [A+B+C]</b>		<b>(844.21)</b>	<b>1,960.15</b>
	Cash and Cash equivalents at the beginning of the year		5,669.31	3,709.16
	Cash and Cash equivalents at the end of the year		4,825.10	5,669.31
	<b>Components of Cash and Cash Equivalents at the end of the year</b>			
	Cash in Hand and Cash equivalents (Refer note 1)		2.66	75.68
	Balance with Banks - in Current & Saving Accounts		4,822.44	5,593.63
			<b>4,825.10</b>	<b>5,669.31</b>

Note:-

- Cash and Cash equivalents include Cash on hand and Drafts/Cheques on hand.
  - Outflow from Operating Activities at 'A' includes Rs. 421.50 lakhs (previous year Rs. 7.25 lakhs) for expenditure on CSR Activities.
- Significant Accounting Policies' and 'Notes'- 1 to 34 form an integral part of the Financial Statements

**Sd/-**  
**(S.R.Sahoo)**  
Company Secretary  
M. No. F5595

**Sd/-**  
**(D.M.Sharma)**  
Chief Financial Officer  
M. No. 084838

**Sd/-**  
**(Rajesh Agrawal)**  
Executive Director  
DIN:00242334

**Sd/-**  
**(L.C.Goyal)**  
Chairman & Managing Director  
DIN: 02389348

As per our Report of even date attached  
**For S P Chopra & Co.**  
Chartered Accountants  
Firm Regn. No. 000346N

**Sd/-**  
**Ankur Goyal**  
Partner  
Membership No. 099143

Place: New Delhi  
Dated: 22.09.2020

## NOTES TO STANDALONE FINANCIAL STATEMENT FOR THE YEAR ENDED 31<sup>ST</sup> MARCH, 2020 (Contd.)

### 1. COMPANY INFORMATION

The Company was incorporated in India under Section - 8 of the Companies Act, 2013 (previously section 25 of the Companies Act, 1956) on 30.12.1976 under the name and style, Trade Fair Authority of India (TFAI), with the main object of promoting India's trade primarily through the medium of organizing trade fairs and exhibitions in India and abroad. Subsequent to the merger of erstwhile Trade Development Authority of India with TFAI on 01.01.1992, the merged Organisation was renamed as India Trade Promotion Organisation (ITPO) and approved by the Registrar of Companies of Delhi & Haryana on 16.04.1992. The Company is the apex trade promotion body of the Government of India and functions under the administrative control of the Department of Commerce in the Ministry of Commerce and Industry. The registered office of the company is located at Pragati Bhawan, Pragati Maidan New Delhi-110001 with offices in various states in India and is domiciled in India.

The financial statements for the year ended March 31, 2020 were approved by the Board of Directors on 22nd September 2020.

### 2. SIGNIFICANT ACCOUNTING POLICIES

#### 2.1 Statement of Compliance and Basis of Preparation

##### a. Compliance with Indian Accounting Standards (Ind-AS)

The financial statements have been prepared in accordance with the Indian Accounting Standards ('Ind AS') notified under Section 133 of the Companies Act, 2013 (the 'Act') read with Companies (Indian Accounting Standards) Rules, 2015, as amended from time to time and other relevant provisions of the Companies Act, 2013.

The financial statements have been prepared on accrual and going concern basis. The accounting policies are applied consistently to all the periods presented in the financial statements. All the assets and liabilities have been classified as current and non-current as per the Company's normal operating cycle and other criteria as set out in Division II of Schedule III to the Companies Act, 2013.

##### b. Historical Cost Convention

The financial statements have been prepared on a historical cost basis, except certain financial assets and financial liabilities which are measured at fair value:

- Certain financial assets and liabilities measured at fair value.
- Plan assets of defined employee benefit plans.

The methods used to measure fair values are disclosed in Notes to accounts.

##### c. Functional and presentation currency

The financial statements are prepared in Indian Rupees ('Rs. '), which is the Company's functional and presentation currency. All financial information presented in Indian Rupees has been rounded to the nearest lakh with two decimal places, unless stated otherwise.

**NOTES TO STANDALONE FINANCIAL STATEMENT FOR THE YEAR ENDED 31<sup>ST</sup> MARCH, 2020 (Contd.)****d. Current versus non-current classification**

The Company presents assets and liabilities in the balance sheet based on current / non-current classification.

An asset is classified as current when it is: -

- expected to be realized, or intended to be sold or consumed in normal operating cycle;
- held primarily for the purpose of trading;
- expected to be realized within 12 months after the reporting period; or
- cash or cash equivalent unless restricted from being exchanged or used to settle a liability for at least 12 months after the reporting date.

All other assets are classified as non-current.

A liability is classified as current when it is:

- expected to be settled in the normal operating cycle;
- held primarily for the purpose of trading;
- due to be settled within 12 months after the reporting date; or
- there is no unconditional right to defer the settlement of the liability for at least 12 months after the reporting date.

All other liabilities are classified as non-current.

**Operating Cycle:**

The operating cycle is the time period between acquisition of assets for processing and their realization in cash and cash equivalent. The Company has identified twelve months as its operating cycle.

**e. Use of estimates and judgments**

The preparation of the financial statements requires management to make judgements, estimates and assumptions that affect the reported amounts of revenues, expenses, assets and liabilities, and the accompanying disclosure and the disclosure of contingent liabilities. Uncertainty about these estimates and assumptions could result in outcomes that require material adjustments to the carrying amount of the assets and liabilities in future period(s).

These estimates and assumptions are based on the facts and events, that existed as at the date of Balance Sheet, or that occurred after that date but provide additional evidence about conditions existing as at the Balance Sheet date.

The estimates and assumptions that have a significant risk of causing a material adjustment to the carrying values of assets and liabilities within the next financial year are given below:



## NOTES TO STANDALONE FINANCIAL STATEMENT FOR THE YEAR ENDED 31<sup>ST</sup> MARCH, 2020 (Contd.)

### **i. Useful lives of Property Plant and Equipment**

The Property, Plant and Equipment are depreciated on a pro-rate basis on straight line basis over their respective useful lives. Management estimates the useful lives of these assets are not higher than the useful lives & residual value as prescribed in Schedule II of the Companies Act, 2013. Changes in the expected level of usage, technological developments, level of wear and tear could impact the economic useful lives and the residual values of these assets, therefore, future depreciation charges could be revised and could have an impact on the profit in future years.

### **ii. Retirement Benefit obligation**

The cost of retirement benefits and present value of the retirement benefit obligations in respect of Gratuity and Leave Encashment is determined using actuarial valuations. An actuarial valuation involves making various assumptions which may differ from actual developments in the future. These include the determination of the discount rate, future salary increases and mortality rates. Due to the complexity of the valuation, the underlying assumptions and its long-term nature, these retirement benefit obligations are sensitive to changes in these assumptions. All assumptions are reviewed at each reporting date. Details about the assumptions used, including a sensitivity analysis are given in Notes to accounts.

### **iii. Fair value measurement of financial instrument**

When the fair value of financial assets and financial liabilities recorded in the balance sheet cannot be measured based on quoted prices in active markets, their fair value is measured using valuation techniques including the Discounted Cash Flow (DCF) model. The inputs to these models are taken from observable markets where possible, but where this is not feasible, a degree of judgement is required in establishing fair values. Judgements include considerations of inputs such as liquidity risk, credit risk and volatility. Changes in assumptions about these factors could affect the reported fair value of financial instruments.

### **iv. Impairment of Financial assets**

The impairment provisions of financial assets are based on assumptions about risk of default and expected loss rates. The Company uses judgement in making these assumptions and selecting the inputs to the impairment calculation, based on Company's past history, existing market conditions as well as forward looking estimates at the end of each reporting period.

Impairment for doubtful debts/ advances is made in respect of dues, including Government Dues, outstanding for more than three financial years, or otherwise, except cases where the Company is hopeful of recovery.

### **v. Impairment of non-financial assets**

The Company assesses at each reporting date whether there is an indication that an asset may be impaired. If any indication exists, or when annual impairment testing for an asset is required, the Company estimates the asset's recoverable amount. An assets recoverable amount is the higher of an asset's fair value less cost of disposal and

**NOTES TO STANDALONE FINANCIAL STATEMENT FOR THE YEAR ENDED 31<sup>ST</sup> MARCH, 2020 (Contd.)**

its value in use. It is determined for an individual asset, unless the asset does not generate cash inflows that are largely independent of those from other assets or group of assets. Where the carrying amount of an asset exceeds its recoverable amount, the asset is considered impaired and is written down to its recoverable amount.

In assessing value in use, the estimated future cash flows are discounted to their present value using a pre-tax discount rate that reflects current market assessments of the time value of money and the risks specific to the asset. In determining fair value less costs of disposal, recent market transactions are taken into account. If no such transactions can be identified, an appropriate valuation model is used. These calculations are corroborated by valuation multiples, or other fair value indicators.

**2.2. PROPERTY, PLANT AND EQUIPMENT**

An item of Property, Plant & Equipment is recognized as an asset, if it is probable that future economic benefits associated with the item will flow to the Company and the cost of the item can be measured reliably.

Property, Plant & Equipment are accounted for on historical cost basis (inclusive of the cost of installation/acquisition/ construction and other incidental costs till completion of the installation/acquisition/construction of the item) net of recoverable taxes, less accumulated depreciation and impairment loss, if any. In cases where final settlement of bill/invoice of any contractor/ executing agency is pending, but the asset is complete and available for use, capitalisation is done on the basis of contract awarded/ statement of account/ utilisation certificate subject to the necessary adjustments, including those arising out of settlement of arbitration/court cases.

Subsequent costs are added to the existing asset's carrying amount or recognized as a separate asset, as appropriate, only when it is probable that future economic benefits associated with the item will flow to the Company and the cost of the item can be measured reliably. All other repairs and maintenance are charged to the Statement of Income and Expenditure during the period in which they are incurred.

Gains or losses arising on retirement or disposal of property, plant and equipment are recognized in the Statement of Income and Expenditure.

Depreciation is charged to Statement of Income & Expenditure on straight-line basis over the estimated useful life of an asset estimated by the management, in the manner prescribed in Schedule II of the Companies Act, 2013. The useful lives in the following cases are different from those prescribed in Schedule II of the Companies Act, 2013.

<b>Asset</b>	<b>Useful life as per Schedule II of the Companies Act, 2013 (No. of Years)</b>	<b>Useful life as assessed / estimated by the Company (No. of Years)</b>
Buildings - Leasehold/ Freehold	60	40/20/10
Plant & Machinery	15	15/10
Vehicles	8	5

Based on usage pattern and internal assessment, the management believes that the useful lives as given above best represent the period over which the management expects to use these assets.



## NOTES TO STANDALONE FINANCIAL STATEMENT FOR THE YEAR ENDED 31<sup>ST</sup> MARCH, 2020 (Contd.)

The property, plant and equipment costing up to Rs. 5,000/-each are fully depreciated in the year of addition.

In case of additions to/ deductions from assets, depreciation is charged on pro-rata basis from/ up to the month in which the asset is available for use/ disposal.

### 2.3. CAPITAL WORK-IN-PROGRESS

Property, Plant and Equipment which are not ready for intended use as on the date of Balance Sheet are disclosed as "Capital work-in-progress".

In cases where final settlement of bills with contractors/ executing agency is pending, Cost/ Expenditure are recognised as CWIP on the basis of contract awarded/ statement of accounts/ utilisation certificate, subject to necessary adjustments, including those arising out of settlement of arbitration/court cases.

### 2.4. INTANGIBLE ASSETS

Intangible assets are measured on initial recognition at cost. After initial recognition, intangible assets are carried at cost less accumulated amortisation and impairment losses, if any.

An item of Intangible asset is derecognised upon disposal or when no future economic benefits are expected from its use or disposal. Gains or losses arising from derecognition of intangible asset are measured as the difference between the net disposal proceeds and the carrying amount of the asset and are recognised in the statement of Income & Expenditure.

Intangible assets are fully amortised equally over the period of legal right to use or three financial years, whichever is earlier, from the year in which the asset is available for use.

### 2.5. IMPAIRMENT OF NON-FINANCIAL ASSETS

The Company assesses, at each reporting date, using external and internal sources, whether there is an indication that a non-financial asset may be impaired and also whether there is an indication of reversal of impairment loss recognised in the previous period(s). If any indication exists, or when annual impairment testing for an asset is required, the Company determines the recoverable amount and impairment loss is recognised when the carrying value of an asset exceeds its recoverable amount.

The recoverable amount is determined:

- in the case of an individual asset, at the higher of the asset's fair value less cost of sell and value in use; and
- in the case of cash generating unit (a group of assets that generates identified, independent cash flows) at the higher of the cash generating unit's fair value less cost to sell and value in use.

In assessing value in use, estimated future cash flows are discounted to their present value using a pre-tax discount rate that effects current market assessments of the time value of money and the risks specific to that asset. In determining fair value less costs of disposal, recent market transactions are taken into account. If no such transactions can be identified, an appropriate valuation model is used. These calculations are corroborated by valuation multiples, quoted share prices for publicly traded companies or other available fair value indicators.



**NOTES TO STANDALONE FINANCIAL STATEMENT FOR THE YEAR ENDED 31<sup>ST</sup> MARCH, 2020 (Contd.)**

An impairment loss for an asset is reversed, if and only if, the reversal can be related objectively to an event occurring after the impairment loss was recognized, the carrying amount of an asset is increased to its revised recoverable amount, provided that this amount does not exceed the carrying amount that would have been determined (net of any accumulated amortization or depreciation) had no impairment loss being recognized for the asset in prior year/s.

**2.6.CASH AND CASH EQUIVALENTS**

Cash and cash equivalents comprise cash on hand, drafts/cheques on hand, bank balances, deposits with banks and short term investments, which are short-term (three months or less from the date of acquisition), highly liquid investments that are readily convertible into cash and which are subject to an insignificant risk of changes in value.

**2.7.INVENTORIES**

Inventories are valued at lower of the cost or net realizable value. Obsolete, defective and unserviceable stocks are provided for, wherever required.

**2.8.FOREIGN CURRENCY TRANSACTIONS**

Foreign currency transactions are recorded at the average rate of remittances. Monetary assets and liabilities in foreign currency existing at balance sheet date are translated at the year-end exchange rates. Exchange rate differences arising on settlement of transaction and translation of monetary items are recognized as income or expenses in the year in which they arise.

Non- monetary items that are measured in terms of historical cost in foreign currency are translated using the average rate of remittances. In case previous funds are utilised, average rate of the previous remittance(s) is taken for the purpose of conversion.

Non-monetary items measured at fair value in a foreign currency are translated using the exchange rates at the date when the fair value is determined.

**2.9.FAIR VALUE MEASUREMENT**

In determining the fair value of financial instruments, the Company uses a variety of methods and assumptions that are based on market conditions and risks existing at each reporting date. The methods used to determine fair value include discounted cash flow analysis, available quoted market prices, etc. All methods of assessing fair value result in general approximation of value, and such value may not actually be realized.

For financial assets and liabilities maturing within one year from the Balance Sheet date are not carried at fair value, due to the short maturity of these instruments.

**2.10.FINANCIAL INSTRUMENTS**

A financial instrument is a contract that gives rise to a financial asset of one entity and a financial liability or equity instrument of another entity.

(i) Financial Assets



## NOTES TO STANDALONE FINANCIAL STATEMENT FOR THE YEAR ENDED 31<sup>ST</sup> MARCH, 2020 (Contd.)

### (a) Initial recognition and measurement

At initial recognition, all financial assets are recognized at its fair value plus, in the case of a financial asset not carried at fair value through profit or loss, transaction costs that are attributable to the acquisition of the financial asset. Transaction costs of financial assets carried at fair value through profit or loss are expensed in Statement of Income and Expenditure.

### (b) Classification and subsequent measurement

For the purpose of subsequent measurement, financial assets are classified in the following categories:

1. Financial assets measured at amortized cost;
2. Financial assets measured at fair value through other comprehensive income (FVTOCI); and
3. Financial Assets Measured At Fair Value Through Profit And Loss (FVTPL)

Where financial assets are measured at fair value, gains and losses are either recognized entirely in the Statement of Income and Expenditure (i.e. fair value through profit and loss), or recognized in other comprehensive income (i.e. fair value through Other Comprehensive Income).

The classification of financial assets depends on the Company's business model for managing the financial assets and the contractual terms of the cash flows. Management determines the classification of its financial assets at initial recognition.

#### (1) Financial assets measured at amortized cost:

A financial asset is measured at amortized cost if both the following conditions are met:

- Business Model Test: The objective of the business model is to hold financial asset in order to collect contractual cash flows (rather than to sell the asset prior to its financial maturity to realize its fair value changes); and
- Cash Flow Characteristics Test: Contractual terms of the financial asset give rise on specified dates to cash flows that are solely payments of principal and interest (SPPI) on the principal amount outstanding.

After initial measurement, such financial assets are subsequently measured at amortized cost using the effective interest rate (EIR) method. Amortized cost is calculated by taking into account any discount or premium on acquisition and fees or costs that are an integral part of EIR. EIR is the rate that exactly discounts the estimated future cash receipts over the expected life of the financial instrument or a shorter period, where appropriate, to the gross carrying amount of the financial asset. When calculating the effective interest rate, the Company estimates the expected cash flows by considering all the contractual terms of the financial instrument but does not consider the expected credit losses. The EIR amortization is included in interest income in the statement of income and expenditure. The losses arising from impairment are recognized in the statement of income and expenditure. This category generally applies to employee loans and other loans/ advances having specified terms etc.

**NOTES TO STANDALONE FINANCIAL STATEMENT FOR THE YEAR ENDED 31<sup>ST</sup> MARCH, 2020 (Contd.)****(2) Financial instruments measured at Fair Value Through Other Comprehensive Income (FVTOCI):**

A financial instrument shall be measured at fair value through other comprehensive income if both of the following conditions are met:

- Business Model Test: The objective of the business model is achieved by both collecting contractual cash flows and selling financial assets; and
- Cash Flow Characteristics Test: The Contractual terms of the asset give rise on specified dates to cash flows that are solely payments of principal and interest (SPPI) on principal amount outstanding.

Financial instruments included within FVTOCI category are measured initially as well as at each reporting period at fair value. Fair value movements are recognized in Other Comprehensive Income (OCI) except for the recognition of interest income, impairment gains and losses and foreign exchange gain and losses which are recognized in the Statement of Income and Expenditure.

- (3) Fair Value through Profit and Loss is a residual category. Any financial instrument, which does not meet the criteria for categorization as at amortized cost or fair value through other comprehensive income is classified as FVTPL. Financial instruments included in FVTPL category are measured initially as well as at each reporting period at fair value. Fair value movements i.e. gain or loss and interest income are recorded in Statement of Income and Expenditure.

**(c) Impairment of financial assets**

The Company assesses impairment based on expected credit losses (ECL) model to the following:

- Financial Assets measured at amortized cost;
- Financial Assets measured at FVTOCI.

Expected credit losses are measured through a loss allowance at an amount equal to:

- the 12 months expected credit losses (expected credit losses that result from those default events on the financial instrument that are possible within 12 months after the reporting date); or
- full lifetime expected credit losses (expected credit losses that result from all possible defaults events over the life of the financial instrument).

The Company follows 'simplified approach' for recognition of impairment loss allowance on:

- Financial assets that are debt instruments, and are measured at amortized cost i.e. trade receivables, deposits with banks and employee loans and other loans/ advances having specified terms etc.
- Financial assets that are debt instruments, and are measured at FVTOCI.

Under the simplified approach, the Company does not track changes in credit risk. Rather, it recognizes impairment loss allowance based on lifetime ECLs at each reporting date, right from its initial recognition.



## NOTES TO STANDALONE FINANCIAL STATEMENT FOR THE YEAR ENDED 31<sup>ST</sup> MARCH, 2020 (Contd.)

The trade receivables are initially recognized at the sale/recoverable value and are assessed at each Balance sheet date for collectability. Trade receivables are classified as current assets, if collection is expected within twelve months as at Balance Sheet date, if not, they are classified under non-current assets.

Impairment for doubtful receivables is made in respect of dues, including Government Dues, outstanding for more than three financial years, or otherwise, except cases where the Company is hopeful of recovery.

For recognition of impairment loss on other financial assets and risk exposure, the Company determines that whether there has been a significant increase in the credit risk since initial recognition. If credit risk has not increased significantly, 12 months (Expected Credit Loss) ECL is used to provide for impairment loss. However, if credit risk has increased significantly, lifetime ECL is used. If in a subsequent period, credit quality of the instrument improves such that there is no longer a significant increase in credit risk since initial recognition, then the Company reverts to recognizing impairment loss allowance based on 12-months ECL.

For assessing increase in credit risk and impairment loss, the Company combines financial instruments on the basis of shared credit risk characteristics with the objective of facilitating an analysis that is designed to enable significant increases in credit risk to be identified on timely basis.

### (d) Derecognition of financial assets

A financial asset (or, where applicable, a part of a financial asset or part of a group of similar financial assets) is primarily derecognised (i.e. removed from the Company's Balance Sheet) when:

- a. The rights to receive cash flows from the asset have been expired/transferred, or
- b. The Company retains the contractual right to receive the cash flows of the financial asset, but assumes a contractual obligation to pay the cash flows to one or more recipients.

Where the Company has transferred an asset, it evaluates whether it has substantially transferred all risks and rewards of ownership of the financial asset. In such cases, the financial asset is derecognized. When the Company has not transferred substantially all the risks and rewards of ownership of a financial asset, the financial asset is not derecognized.

Where the Company has neither transferred a financial asset nor retains substantially all risks and rewards of ownership of the financial asset, the financial asset is derecognized if the Company has not retained control of the financial asset. When the entity retains control of the financial asset, the asset is continued to be recognized to the extent of continuing involvement in the financial asset.

### (ii) Financial Liabilities

#### (a) Initial recognition and measurement

All financial liabilities are recognized initially at fair value and, in the case of borrowings and payables, net of directly attributable transaction costs. The Company's financial liabilities include trade payables, borrowings, security deposits and other payables.

**NOTES TO STANDALONE FINANCIAL STATEMENT FOR THE YEAR ENDED 31<sup>ST</sup> MARCH, 2020 (Contd.)****(b) Subsequent measurement**

The measurement of financial liabilities depends on their classification, as described below:

**Financial Liabilities at Fair Value through Profit or Loss (FVTPL)**

Financial liabilities at FVTPL include financial liabilities held for trading and financial liabilities designated upon initial recognition as at fair value through profit or loss.

Financial liabilities are classified as held for trading if they are incurred for the purpose of repurchasing in the near term.

Gains or losses on liabilities held for trading are recognized in the income and expenditure.

Financial liabilities designated upon initial recognition at fair value through profit or loss are designated as such at the initial date of recognition, and only if the criteria in IND AS 109 are satisfied. For liabilities designated as FVTPL, fair value gains/ losses attributable to changes in own credit risks are recognized in Other Comprehensive Income. These gains/ losses are not subsequently transferred to Statement of Income and Expenditure. However, the Company may transfer the cumulative gain or loss within equity. All other changes in fair value of such liability are recognized in the Statement of Income & Expenditure.

**Borrowings & Security Deposits**

Any difference between the proceeds (net of transaction costs) and the repayment amount is recognized as Income & Expenditure over the period of the liability and subsequently measured at amortized cost using the effective interest method. Gains and losses are recognized in the Statement of Income & Expenditure when the liabilities are derecognized as well as through the EIR amortization process.

Amortised cost is calculated by taking into account any discount or premium on acquisition and fees or costs that are integral part of the EIR. The EIR amortization is included as finance costs in the Statement of Income & Expenditure.

**Trade and other payables**

Trade and other payables are obligations incurred by the Company towards purchase of goods and availing the services that have been acquired or availed in the ordinary course of business. Trade and other payables are classified under current liabilities, if payment is due within 12 months as at the date of Financial Statements, if not, they are classified under non-current liabilities. They are recognized initially at their fair value and subsequently measured at amortized cost using the effective interest method.



## NOTES TO STANDALONE FINANCIAL STATEMENT FOR THE YEAR ENDED 31<sup>ST</sup> MARCH, 2020 (Contd.)

### (c) Derecognition

A financial liability is derecognized when the obligation under the liability is discharged or cancelled or expires. When an existing financial liability is replaced by another from the same lender on substantially different terms, or the terms of an existing liability are substantially modified, such an exchange or modification is treated as the de-recognition of the original liability and the recognition of a new liability. The difference in the respective carrying amounts is recognized in the Statement of Income and Expenditure.

\*Since the Company is incorporated under Section 8 of the Companies Act, 2013, it prepares a Statement of Income & Expenditure as per Section 2(40). Hence for the purpose of complying with Ind AS, FVTPL- Fair Value through Profit & Loss Account (wherever mentioned) would mean Fair Value through Statement of Income & Expenditure.

### 2.11. INVESTMENTS IN SUBSIDIARIES, JOINT VENTURE AND ASSOCIATE

Investments in subsidiaries, joint venture and associate are carried at cost, less accumulated impairment losses, if any. Where an indication of impairment exists, the carrying amount of the investment is assessed and written down to its recoverable amount. On disposal of investments, the difference between net disposal proceeds and the carrying amounts are recognized in the Statement of Income and Expenditure.

### 2.12. REVENUE RECOGNITION

- a) Company recognizes Revenue from Contracts with Customers based on five step process as set out in Ind AS-115:
- (i) Identify contracts with a customer: - A contract is defined as an agreement between two or more parties that creates enforceable rights and obligations and sets out the criteria for every contract that must be met.
  - (ii) Identify performance obligations in the contract: A performance obligation is a promise in a contract with a customer to transfer a good or service to the customer.
  - (iii) Determine the transaction price: The transaction price is the amount of consideration to which the company expects to be entitled in exchange for transferring promised goods or services to a customer, excluding amounts collected on behalf of third parties.
  - (iv) Allocate the transaction price to the performance obligations in the contract: For a contract that has more than one performance obligation, the Company allocates the transaction price to each performance obligation in an amount that depicts the amount of consideration to which the Company expects to be entitled in exchange for satisfying each performance obligation.
  - (v) Recognise revenue when or as the Company satisfies a performance obligation by transferring a promised goods or services to a customer. An asset is transferred when the customer obtains control of that asset.
- b) The performance obligation is satisfied and recognized as revenue overtime, if one of the following criteria is met:

**NOTES TO STANDALONE FINANCIAL STATEMENT FOR THE YEAR ENDED 31<sup>ST</sup> MARCH, 2020 (Contd.)**

- (i) The performance does not create assets with an alternate use and has an enforceable right to payment for performance completed to date.
  - (ii) The performance creates or enhances an asset that the customer controls as the asset is created or enhanced.
  - (iii) The customer simultaneously receives and consumes the benefits provided.
- c) For performance obligations where one of the above conditions are not met, revenue is recognized at the point in time at which the performance obligation is satisfied. When performance obligation is satisfied by delivering the promised goods or services it creates a contract-based asset on the amount of consideration earned by the performance. Where the amount of consideration received from a customer exceeds the amount revenue recognized this give rise to a contract liability
- d) Revenue is recognized to the extent it is probable that the economic benefits will flow and the revenue and costs if applicable can be measured reliably.
- e) Income and Expenditure in respect of Fairs/Exhibitions held in India and abroad, is accounted for in the year in which the event commences. However, in case of long-term events having duration of three months or more, spread over two accounting periods, major period of which falls in the subsequent accounting period, the income & expenditure of such event is accounted for in the year in which the event concludes.
- It is measured at fair value of the consideration received or receivable, after deduction of discounts/ rebates and any taxes or duties collected on behalf of the government which are levied such as Goods and Service Tax.
- f) Revenue from rentals and operating leases is recognized on accrual basis in accordance with the substance of the relevant agreement.
- g) Cost of exhibits of the Company and items of interior decoration displayed at fairs, are treated as revenue expenditure. However, new exhibits in stock for utilization in future fairs are treated as closing stock.
- h) Expenditure incurred through agencies like CPWD/ NBCC on Civil, Electrical, Horticulture, etc. is accounted for on the basis of statements/accounts/ utilisation certificates rendered by them.
- i) In cases where contracts with licensee(s) have expired, dues are accounted for provisionally on the basis of expired contracts/revised accords till final decision in the matter is reached/revised contracts are executed.
- j) Claims for liquidated damages from contractors for delayed execution of work is recognised as Income, when the amount is finally determined and agreed upon.
- k) Subscription fees from associate subscribers and service charges from regular subscribers are recognised on receipt basis. However, subscription fee received in advance is accounted for in the relevant year for which it pertains.

## NOTES TO STANDALONE FINANCIAL STATEMENT FOR THE YEAR ENDED 31<sup>ST</sup> MARCH, 2020 (Contd.)

- l) Dividend income is recognised in the Statement of Income & Expenditure when the right to receive dividend is established.
- m) Interest income is recognized on time proportion basis taking into account the amount outstanding and applicable interest rates.
- n) Income and Expenditure relating to earlier years, not exceeding Rs.10,000/- in each case, are treated as pertaining to current year.

### 2.13. GOVERNMENT GRANTS

Government grants are recognized with deferred income approach when there is reasonable assurance that they will be received and the Company will comply with the conditions associated with the grant.

Grants that compensate the Company for expenses incurred are recognized as income in the period in which the related costs are incurred.

Grants in the nature of promoter's contribution is recognised in appropriate category under Other Equity.

### 2.14. BORROWING COSTS

Borrowing costs directly attributable to the acquisition, construction or production of qualifying tangible assets that necessarily takes a substantial period of time to get ready for its intended use or sale are capitalised as part of the cost of the asset. All other borrowing costs are expensed in the period in which they occur. Borrowing costs consist of interest and other costs that an entity incurs in connection with the borrowing of funds. Borrowing cost also includes exchange differences to the extent regarded as an adjustment to the borrowing costs.

Capitalisation of borrowing cost ceases when substantially all the activities necessary to prepare the qualifying tangible assets for their intended use are complete.

### 2.15. EMPLOYEE BENEFITS

#### a. Short Term Employee Benefits

All Employee benefits payable within twelve months of rendering the services are classified as short term benefits. Such benefits include salaries, wages, bonus, awards, ex-gratia, performance incentive/pay etc. and the same are recognized in the period in which the employee renders the related services.

#### b. Post-Employment Benefits

##### i. Defined contribution plan:

The Company's approved provident fund scheme and employees' pension scheme are defined contribution plans. The Company has no obligation, other than the contribution paid/payable under such schemes to separate trusts, which invests the fund in permitted securities. The contribution paid/payable under the schemes is recognized during the period in which the employee renders the related service. The Company is also under obligation to make good the accumulated shortfall of the trusts, if any, and recognise such shortfall as its expense.



**NOTES TO STANDALONE FINANCIAL STATEMENT FOR THE YEAR ENDED 31<sup>ST</sup> MARCH, 2020 (Contd.)**ii. **Defined benefit plan**

The employees' gratuity fund scheme (funded) and the employees leave encashment (unfunded) are the Company's defined benefit plans. The present value of the obligation under such defined benefit plans is determined based on the actuarial valuation on projected unit credit method as at the balance sheet date. Gratuity is funded through a separate ITPO Employees Gratuity Fund Trust which manages the affairs of the trust. Re-measurement, comprising of actuarial gains and losses, are recognized immediately in the balance sheet with a corresponding debit or credit to retained earnings through OCI in the period in which they occur. Re-measurements are not reclassified to Statement of Income and Expenditure in subsequent periods. The Company is also under obligation to make good the accumulated shortfall of the gratuity trust, if any, and recognise such shortfall as its expense.

c. **Termination Benefits**

The expenses incurred on terminal benefits in the form of ex-gratia payments and notice pay on voluntary retirement schemes are charged to the Statement of Income and Expenditure in the year of incurrence of such expenses.

**2.16. PROVISIONS AND CONTINGENT ASSETS & LIABILITIES**a) **Provisions**

Provisions are recognized when the Company has a present obligation (legal or constructive) as a result of a past event, and it is probable that an outflow of resources embodying economic benefits will be required to settle the obligation and a reliable estimate can be made of the amount of obligation. Provisions are measured at the best estimate of the expenditure required to settle the present obligation, at the balances sheet date.

If the effect of the time value of money is material, provisions are discounted to reflect its present value using a current pre-tax rate that reflects the current market assessments of the time value of money and the risks specific to the obligation. When discounting is used, the increase in the provision due to the passage of time is recognised as a finance cost.

b) **Contingent Liabilities**

Contingent liabilities are possible obligations that arise from past events and whose existence will only be confirmed by the occurrence of one or more future events not wholly within the control of the Company. Where it is not probable that an outflow of economic benefits will be required, or the amount cannot be estimated reliably, the obligation is disclosed as contingent liability, unless the probability of outflow of economic benefit is remote. Contingent liabilities are disclosed on the basis of judgment of management/independent experts. These are reviewed at each Balance Sheet date and are adjusted to reflect the current management estimate.

c) **Contingent Assets**

Contingent assets are possible assets that arise from past events and whose existence will be confirmed only by the occurrence or non-occurrence of one or more uncertain future events not wholly within the control of the company. Contingent assets are disclosed in the financial statements when inflow of economic benefits is probable on the basis of judgment of management. These are assessed continually to ensure that developments are appropriately reflected in financial statements.

## NOTES TO STANDALONE FINANCIAL STATEMENT FOR THE YEAR ENDED 31<sup>ST</sup> MARCH, 2020 (Contd.)

### 2.17 EARNING PER SHARE

Basic earnings per share is calculated by dividing net surplus/ deficit of the year attributable to equity shareholders by the weighted average number of equity shares outstanding during the year.

For the purpose of calculating diluted earnings per share, the net profit or loss for the year attributable to equity shareholders and the weighted average number of shares outstanding during the year are adjusted for the effects of all dilutive potential equity shares.

### 2.18. SEGMENT REPORTING

The operating segments are identified on the basis of internal reports used by the Company's Management to allocate resources and assess their performance for decision making. The Board of Directors is collectively the company's "chief operating decision maker" or "CODM" within the meaning of Ind AS 108.

The company has identified two reporting segments namely trade promotion activities in India & abroad.

### 2.19. LEASES

Effective April 1, 2019, the Company adopted Ind AS 116, Leases and applied the standard to all lease contracts existing on April 1, 2019.

All lease contracts where the company is lessee, with limited exceptions, are recognized in the financial statements by way of right-of-use assets and corresponding lease liabilities. Ind AS 116 defines a lease as a contract that conveys the right to control the use of an identified asset for a period of time in exchange for consideration.

To assess whether a contract conveys the right to control the use of an identified asset, the Company assesses whether:

- i. the contract involves use of an identified asset,
- ii. the Company has substantially all the economic benefits from the use of the asset during the period of the lease and
- iii. the Company has the right to direct the use of the asset.

#### Company as a lessee

At the date of commencement of the lease, the Company recognises a right-of-use asset (ROU) and a corresponding lease liability for all lease arrangements in which it is a lessee, except for lease with a term of twelve months or less (i.e. short term leases) and leases for which the underlying asset is of low value. For these short-term and leases for which the underlying asset is of low value, the Company recognizes the lease payments on straight-line basis over the term of the lease.

**NOTES TO STANDALONE FINANCIAL STATEMENT FOR THE YEAR ENDED 31<sup>ST</sup> MARCH, 2020 (Contd.)**

The right-of-use assets are initially recognized at cost, which comprises the amount of the initial measurement of the lease liability adjusted for any lease payments made at or before the inception date of the lease along with any initial direct costs, restoration obligations and lease incentives received.

Subsequently, the right-of-use assets is measured at cost less any accumulated depreciation, accumulated impairment losses, if any and adjusted for any remeasurement of the lease liability. The Company applies Ind AS 36 to determine whether a ROU asset is impaired and accounts for any identified impairment loss.

The lease liability is initially measured at present value of the lease payments that are not paid at that date.

The interest cost on lease liability is expensed in the Statement of Profit and Loss.

**Company as a lessor**

Leases for which the Company is a lessor is classified as a finance or operating lease. Whenever the terms of the lease transfer substantially all the risks and rewards of ownership to the lessee, the contract is classified as a finance lease. All other leases are classified as operating leases. For operating leases, rental income is recognized on a straight-line basis over the term of the relevant lease.

**NOTES TO STANDALONE FINANCIAL STATEMENTS FOR THE YEAR ENDED 31<sup>ST</sup> MARCH 2020 (Contd.)**
**3. PROPERTY, PLANT AND EQUIPMENT (AS AT 31<sup>ST</sup> MARCH, 2020)**

	Description	Useful Life (years)	Gross Block			
			As at 1.04.2019	Additions during the year	Sales/ disposal/ adjustments during the year	As at 31.03.2020
<b>A</b>	<b>PROPERTY, PLANT &amp; EQUIPMENT</b>					
	<b>Land (Refer Note 3.6)</b>					
	Leasehold (Ghazipur)		78.76	-	78.76	-
	Leasehold (Pragati Maidan) (Refer Note 3.1 & 34.12)		0.00	-	0.00	-
	<b>Buildings (on Leasehold Land)</b>					
	A Class	40	1,178.34	32.11	-	1,210.45
	B Class	20	381.28	-	-	381.28
	C Class	10	38.52	106.69	-	145.21
	<b>Buildings- Freehold</b>					
	Residential/ office flats- free hold	40	160.09	-	-	160.09
	<b>Electric installations/ fittings</b>	10	189.31	-	-	189.31
	Water supply & drainage	10	8.63	-	-	8.63
	<b>Plant and Machinery</b>					
	Solar installation	15	110.26	-	-	110.26
	Air conditioning plants	15	60.37	-	-	60.37
	<b>Furniture &amp; fittings</b>					
	Furniture & fixture	10	39.06	-	-	39.06
	Fire hydrant & fire fighting systems	10	6.89	-	-	6.89
	<b>Vehicles</b>	5	24.44	-	-	24.44
	<b>Office Equipments</b>					
	Office equipments/ other miscellaneous assets	5	88.17	13.57	0.77	100.97
	Audio visual equipments	5	149.93	-	-	149.93
	<b>Computers &amp; Data Processing</b>					
	Servers & networks	6	35.80	2.96	-	38.76
	Computers, etc	3	121.48	4.07	-	125.55
	<b>SUB TOTAL(A)</b>		<b>2,671.33</b>	<b>159.40</b>	<b>79.53</b>	<b>2,751.20</b>
<b>B</b>	<b>CAPITAL WORK IN PROGRESS</b>					
	Staff Quarters(Ghazipur)		23.15	-	23.15	-
	International Exhibition Cum Convention Centre (Refer Note 34.7)		132,294.53	34,859.82	957.96	166,196.39
	<b>SUB TOTAL (B)</b>		<b>132,317.68</b>	<b>34,859.82</b>	<b>981.11</b>	<b>166,196.39</b>
	<b>GRAND TOTAL (A+B)</b>		<b>134,989.01</b>	<b>35,019.22</b>	<b>1,060.64</b>	<b>168,947.59</b>

- 3.1 Book Value of Re. 1/- only, net of grant received towards Land and Buildings, in earlier years
- 3.2 Depreciation includes Rs. 0.57 lakh (Previous Year Rs. 0.11 lakh) in respect of each asset costing up to Rs. 5,000/-, fully depreciated in the year of addition.
- 3.3 Based on a study carried out by a professional firm, no case of impairment of assets exists as at 31st March, 2020 under the provisions of Ind AS- 36 on impairment of assets.
- 3.4 The report of physical verification of property, plant and equipment has been received from the appointed external agency and is under reconciliation. Post reconciliation, the discrepancies, if any in the physical verification report with the books will be adjusted in due course. However, the resultant financial impact, if any is considered to be immaterial at this stage.
- 3.5 Refer 'para 2.2 & 2.3' of 'Significant Accounting Policies' for the depreciation on Property, Plant and Equipment.
- 3.6 Leasehold land has been accounted as ROU asset under Ind AS 116 w.e.f. 01.04.2019 and the transfer has been shown as adjustments.

(Rs. in Lakhs)

Depreciation				Net Block	
As at 1.04.2019	For the year	Sales/ disposal/ adjustments during the year	As at 31.03.2020	As at 31.03.2020	As at 31.03.2019
-	-	-	-	-	78.76
-	-	-	-	-	0.00
256.29	66.61	-	322.90	887.55	922.05
23.79	18.74	-	42.53	338.75	357.49
21.71	13.44	-	35.15	110.06	16.82
24.55	6.14	-	30.69	129.40	135.54
54.75	17.10	-	71.85	117.46	134.56
2.72	0.78	-	3.50	5.13	5.92
20.18	6.98	-	27.16	83.10	90.08
49.03	-	-	49.03	11.34	11.34
20.41	3.02	-	23.43	15.63	18.65
1.23	0.05	-	1.28	5.61	5.66
14.75	3.09	-	17.84	6.60	9.69
37.89	10.63	0.26	48.26	52.71	50.27
130.24	-	-	130.24	19.69	19.69
23.69	3.20	-	26.89	11.87	12.11
86.84	11.30	-	98.14	27.41	34.64
<b>768.06</b>	<b>161.09</b>	<b>0.26</b>	<b>928.89</b>	<b>1,822.31</b>	<b>1,903.27</b>
	-	-	-	-	23.15
	-	-	-	166,196.39	132,294.53
	-	-	-	<b>166,196.39</b>	<b>132,317.68</b>
<b>768.06</b>	<b>161.09</b>	<b>0.26</b>	<b>928.89</b>	<b>168,018.70</b>	<b>134,220.95</b>

**NOTES TO STANDALONE FINANCIAL STATEMENTS FOR THE YEAR ENDED 31<sup>ST</sup> MARCH 2020 (Contd.)**
**3. PROPERTY, PLANT AND EQUIPMENT (AS AT 31<sup>ST</sup> MARCH, 2020)**

	Description	Useful Life (years)	Gross Block			
			As at 1.04.2018	Additions during the year	Sales/ disposal/ adjustments during the year	As at 31.03.2019
<b>A</b>	<b>PROPERTY, PLANT &amp; EQUIPMENT</b>					
	<b>Land</b>					
	Leasehold (Ghazipur)		78.76	-	-	78.76
	Leasehold (Pragati Maidan) (Refer Note 3.1 & 34.12)		0.00	-	-	0.00
	<b>Buildings (on Leasehold Land)</b>					
	A Class	40	1,185.85	-	7.51	1,178.34
	B Class	20	384.73	1.09	4.54	381.28
	C Class	10	40.73	-	2.21	38.52
	<b>Buildings- Freehold</b>					
	Residential/ office flats- free hold	40	159.87	0.23	-	160.09
	<b>Electric installations/ fittings</b>	10	191.62	-	2.32	189.31
	Water supply & drainage	10	8.63	-	-	8.63
	<b>Plant and Machinery</b>					
	Solar installation	15	110.26	-	-	110.26
	Air conditioning plants	15	60.37	-	-	60.37
	Air conditioning/ air ventilation plants (Refer Note 3.1)	10	-	-	-	-
	<b>Furniture &amp; fittings</b>					
	Furniture & fixture	10	39.04	0.05	0.03	39.06
	Fire hydrant & fire fighting systems	10	6.89	-	-	6.89
	<b>Vehicles</b>	5	30.81	-	6.38	24.44
	<b>Office Equipments</b>					
	Office equipments/ other miscellaneous assets	5	80.15	8.20	0.18	88.17
	Audio visual equipments	5	149.93	-	-	149.93
	<b>Computers &amp; Data Processing</b>					
	Servers & networks	6	33.13	2.70	0.03	35.80
	Computers, etc	3	121.48	-	-	121.48
	<b>SUB TOTAL(A)</b>		<b>2,682.25</b>	<b>12.27</b>	<b>23.18</b>	<b>2,671.34</b>
<b>B</b>	<b>CAPITAL WORK IN PROGRESS</b>					
	Staff Quarters(Ghazipur)		22.85	0.30	-	23.15
	International Exhibition Cum Convention Centre (Refer Note 34.7)		28,397.05	104,968.38	1,070.90	132,294.53
	<b>SUB TOTAL (B)</b>		<b>28,419.90</b>	<b>104,968.68</b>	<b>1,070.90</b>	<b>132,317.68</b>
	<b>GRAND TOTAL (A+B)</b>		<b>31,102.15</b>	<b>104,980.95</b>	<b>1,094.08</b>	<b>134,989.02</b>

- 3.1 Book Value of Re. 1/- only, net of grant received towards Land and Buildings, in earlier years
- 3.2 Depreciation includes Rs. 0.11 lakh (Previous Year Rs. 1.28 lakh) in respect of each asset costing up to Rs. 5,000/-, fully depreciated in the year of addition.
- 3.3 Based on a study carried out by a professional firm, no case of impairment of assets exists as at 31st March, 2019 under the provisions of Ind AS- 36 on impairment of assets.
- 3.4 The report of physical verification of Property, Plant & Equipments is awaited from the external agency appointed for the purpose. However, the physical verification of Property, Plant & Equipments (excluding Office Equipments, Furniture & Fixtures and Computers) was carried out during the year and no discrepancies found. The discrepancies, if any in the physical verification report will be carried out in due course. The resultant financial impact, if any is considered to be immaterial at this stage.
- 3.5 Refer 'para 2.2 & 2.3' of 'Significant Accounting Policies' for the depreciation on Property, Plant and Equipment.
- 3.6 Leasehold Land, as per past practise, has not been amortized as per accounting policy

(Rs. in Lakhs)

Depreciation				Net Block	
As at 1.04.2018	For the year	Sales/ disposal/ adjustments during the year	As at 31.03.2019	As at 31.03.2019	As at 31.03.2018
-	-	-	-	78.76	78.76
-	-	-	-	0.00	0.00
209.71	46.58	-	256.29	922.05	976.14
5.05	18.74	-	23.79	357.49	379.68
14.65	8.03	0.98	21.71	16.82	26.08
18.41	6.13	-	24.55	135.55	141.46
36.10	18.66	0.00	54.75	134.55	155.53
1.94	0.78	-	2.72	5.92	6.69
13.19	6.98	-	20.18	90.08	97.07
43.14	5.89	-	49.03	11.35	17.23
-	-	-	-	-	-
16.37	4.04	-	20.41	18.65	22.66
1.17	0.05	-	1.23	5.67	5.72
11.66	3.09	-	14.75	9.69	19.15
28.17	9.80	0.07	37.89	50.27	51.98
130.24	-	-	130.24	19.69	19.69
20.06	3.63	-	23.69	12.11	13.07
65.58	21.26	-	86.84	34.64	55.89
<b>615.45</b>	<b>153.66</b>	<b>1.05</b>	<b>768.06</b>	<b>1,903.27</b>	<b>2,066.80</b>
-	-	-	-	23.15	22.85
-	-	-	-	132,294.53	28,397.05
-	-	-	-	<b>132,317.68</b>	<b>28,419.90</b>
<b>615.45</b>	<b>153.66</b>	<b>1.05</b>	<b>768.06</b>	<b>134,220.95</b>	<b>30,486.70</b>

**NOTES TO STANDALONE FINANCIAL STATEMENT FOR THE YEAR ENDED 31<sup>ST</sup> MARCH, 20 (Contd.)**
**4. OTHER INTANGIBLE ASSETS (AS AT 31ST MARCH, 2020)**

(Rs.in Lakhs)

Description	Useful Life (years)	Gross Block				Amortization				Net Block	
		As at 1.04.2019	Additions during the year	Sales/ disposal/ adjustments during the year	As at 31.03.2020	As at 1.04.2019	For the year	Sales/ disposal/ adjustments during the year	As at 31.03.2020	As at 31.03.2020	As at 31.03.2019
Computer Softwares	3	90.43	0.36	-	90.79	50.06	31.46	-	81.51	9.27	40.37
Website	3	20.41	0.20	-	20.61	20.41	0.07	-	20.47	0.14	0.00
<b>TOTAL</b>		<b>110.84</b>	<b>0.56</b>	<b>-</b>	<b>111.40</b>	<b>70.47</b>	<b>31.52</b>	<b>-</b>	<b>101.99</b>	<b>9.41</b>	<b>40.38</b>

(Rs.in Lakhs)

Description	Useful Life (years)	Gross Block				Amortization				Net Block	
		As at 1.04.2018	Additions during the year	Sales/ disposal/ adjustments during the year	As at 31.03.2019	As at 1.04.2018	For the year	Sales/ disposal/ adjustments during the year	As at 31.03.2019	As at 31.03.2019	As at 31.03.2018
Computer Softwares	3	64.88	25.55	-	90.43	21.90	28.16	-	50.06	40.38	42.98
Website	3	20.41	-	-	20.41	13.60	6.81	-	20.41	0.00	6.81
<b>TOTAL</b>		<b>85.29</b>	<b>25.55</b>	<b>-</b>	<b>110.84</b>	<b>35.50</b>	<b>34.97</b>	<b>-</b>	<b>70.47</b>	<b>40.38</b>	<b>49.79</b>

4.1 Refer 'para 2.4' of 'Significant Accounting Policies' for the amortisation of Intangible Assets.

**5. INVESTMENTS IN SUBSIDIARIES, JOINT VENTURE & ASSOCIATE (valued at cost, unless stated otherwise)**

(Rs. in Lakhs)

		As at March 31, 2020	As at March 31, 2019
<b>In Equity Shares- Unquoted, fully paid up</b>			
<b>Subsidiary Companies</b>			
51 (51) equity shares of Rs.1,000/- each in Tamilnadu Trade Promotion Organisation (TNTPO)	0.51	0.51	
1,02,000 (1,02,000) equity shares of Rs.1,000/- each in Karnataka Trade Promotion Organisation (KTPO)	1,020.00	1,020.00	
		1,020.51	1,020.51
<b>Jointly Controlled Entity &amp; Associate Company</b>			
2,00,000 (2,00,000) equity shares of Rs.100/- each in National Centre for Trade Information (NCTI)	200.00	200.00	
(Less): Provision for Impairment Loss	(116.45)	83.55	(116.74)
2,20,000 (2,20,000) equity shares of Rs. 100/- each in Jammu & Kashmir Trade Promotion Organisation (JKTPO)		220.00	220.00
		<b>1,324.06</b>	<b>1,323.77</b>



NOTES TO STANDALONE FINANCIAL STATEMENT FOR THE YEAR ENDED 31<sup>ST</sup> MARCH, 2020 (Contd.)

5.1	Information about Subsidiaries, Joint Venture and Associate:				
<b>Investment in Subsidiaries:</b>					
<b>Name of Company</b>		<b>Country of Incorporation</b>	<b>Principal Activities</b>	<b>Proportion (%) of Shareholding</b>	
				<b>31.03.2020</b>	<b>31.03.2019</b>
Tamil Nadu Trade Promotion Organisations		India	Trade Promotion	51%	51%
Karnataka Trade Promotion Organisation		India	Trade Promotion	51%	51%
<b>Investment in Joint Venture &amp; Associate:</b>					
<b>Name of Company</b>		<b>Country of Incorporation</b>	<b>Principal Activities</b>	<b>Proportion (%) of Shareholding</b>	
				<b>31.03.2020</b>	<b>31.03.2019</b>
National Centre for Trade Information		India	Trade Information	50%	50%
Jammu & Kashmir Trade Promotion Organisation		India	Trade Promotion	42.05%	44%
5.2	Equity investments in subsidiaries, joint ventures and associate are measured at cost (net of impairment loss, if any) as per the provisions of Ind AS 27 on 'Separate Financial Statements'.				

**6 INVESTMENTS**

(Rs. in Lakhs)

		<b>As at March 31, 2020</b>		<b>As at March 31, 2019</b>
<b>In Equity Shares- Unquoted, fully paid up</b>				
(carried at fair value through other comprehensive income)				
5 (5) shares of Rs.50/- each aggregating to Rs. 250/- in Sea Glimpse Cooperative Housing Society, Mumbai				
		-		-
		-		-
(i) Aggregate amount of Unquoted Investments		-		-
(ii) Aggregate amount of impairment in the value of investments		-		-

**7 LOANS (Considered good)**

(Rs. in Lakhs)

		<b>As at March 31, 2020</b>		<b>As at March 31, 2019</b>
<b>Loan to Employees (Refer Note 7.1) (including accrued interest)</b>				
Secured		328.74		404.44
Unsecured		1,076.75	1,405.49	45.16
			<b>1,405.49</b>	<b>449.60</b>
7.1	Loan to Employees includes due from officers in the nature of loan		14.15	16.23

**8 NON-CURRENT TAX ASSETS (Unsecured)**

(Rs. in Lakhs)

		<b>As at March 31, 2020</b>		<b>As at March 31, 2019</b>
<b>Income Tax / TDS Recoverable (Refer Note. 34.4 B)</b>				
Considered good				
		13,394.62		21,319.77
Considered doubtful				
		426.00		426.00
(Less): Provision for doubtful TDS				
		(426.00)		(426.00)
Deposit (under protest)				
		1,319.00		1,319.00
		<b>14,713.62</b>		<b>22,638.77</b>



**NOTES TO STANDALONE FINANCIAL STATEMENT FOR THE YEAR ENDED 31<sup>ST</sup> MARCH, 2020 (Contd.)**

**9 OTHER NON-CURRENT ASSETS**

(Rs. in Lakhs)

		As at March 31, 2020		As at March 31, 2019
<b>Capital Advances</b>				
Secured (against corporate guarantee of NBCC)	8,400.00		-	
Unsecured	6,998.09	15,398.09	2,144.77	2,144.77
<b>Unsecured, considered good</b>				
Sundry Deposits		1,153.85		1,154.20
Service Tax Recoverable (Refer Note 34.9)		1,017.96		1,017.96
Deferred Payroll expense		80.58		95.19
		<b>17,650.48</b>		<b>4,412.12</b>

**10 INVESTMENTS**

(Rs. in Lakhs)

		As at March 31, 2020		As at March 31, 2019
<b>In Mutual Funds- Quoted</b>				
(Carried at fair value through income and expenditure)				
3,13,430.311 (2,91,490.319) units of Rs. 10/- each in UTI-Balanced Fund Dividend Reinvestment scheme		59.75		80.33
		<b>59.75</b>		<b>80.33</b>
(i) Aggregate amount of quoted investment & market value thereof		59.75		80.33
(ii) Aggregate amount of impairment in the value of investments		-		-

**11 TRADE RECEIVABLES**

(Rs. in Lakhs)

		As at March 31, 2020		As at March 31, 2019
Unsecured, considered good (Refer Note 11.1)		1,451.81		605.39
Unsecured, considered doubtful (Refer Note 11.2)	933.49		1,092.08	
(Less): Provision for doubtful debts	(933.49)	-	(1,092.08)	-
		<b>1,451.81</b>		<b>605.39</b>
11.1	Due to short-term nature of current receivables, their carrying amount is assumed to be same as their fair value.			
11.2	Trade receivables include amount of Rs. 54.48 lakhs (Previous year: Rs. 54.48 lakhs) due from NCTI, JV Company.			

**12 CASH & CASH EQUIVALENTS**

(Rs. in Lakhs)

		As at March 31, 2020		As at March 31, 2019
Balances with Banks:				
-Savings accounts		4,772.88		5,579.14
-Current accounts (Refer Note 12.1)		49.56		14.49
Drafts /Cheques on hand		-		69.69
Cash on hand (Refer Note 12.2)		2.09		5.18
Postage Imprest		0.57		0.81
		<b>4,825.10</b>		<b>5,669.31</b>
12.1	Bank balance in current accounts includes Rs. 9.95 lakhs (Previous year: Rs. 9.23 lakhs) held in bank accounts maintained in foreign countries.			
12.2	Amount held in Foreign currency of Rs. 1.90 lakhs (Previous year: Rs. 5.07 lakhs).			
12.3	There are no restriction with regard to cash and cash equivalents as at the end of the reporting period.			

**NOTES TO STANDALONE FINANCIAL STATEMENT FOR THE YEAR ENDED 31<sup>ST</sup> MARCH, 2020 (Contd.)****13 BANK BALANCES OTHER THAN CASH & CASH EQUIVALENTS****(Rs. in Lakhs)**

		<b>As at March 31, 2020</b>		<b>As at March 31, 2019</b>
	Term deposits with banks having original maturity of more than 3 months but less than 12 months	20,311.49		43,899.00
		<b>20,311.49</b>		<b>43,899.00</b>
13.1	Includes Rs. 153.49 lakhs (previous year: Nil) deposited into Debt Service Reserve Account (DSRA) for the Loan raised from SBI for financing the IECC project to cover the interest servicing for one quarter.			

**14 LOANS****(Rs. in Lakhs)**

		<b>As at March 31, 2020</b>		<b>As at March 31, 2019</b>
	Loan to Employees (including accrued interest) (Refer Note 14.1)			
	Secured, considered good	89.53		96.40
	Unsecured:			
	Considered good	259.70	1,471.42	
	Considered doubtful	66.55	65.53	
	(Less): Provision for doubtful recovery of Advances	(66.55)	(65.53)	1,471.42
		<b>349.23</b>		<b>1,567.82</b>
14.1	Loans to Employees includes dues from:			
	Directors / Ex-Directors	0.01		0.01
	Officers in the nature of loan	2.09		1.92

**15 OTHER FINANCIAL ASSETS****(Rs. in Lakhs)****(Unsecured, considered good unless stated otherwise)**

		<b>As at March 31, 2020</b>		<b>As at March 31, 2019</b>
	Grant recoverable from Government of India			
	Considered good	1,003.63	910.34	
	Considered doubtful	1.00	1.00	
	(Less): Provision for doubtful recovery of Grant	(1.00)	(1.00)	910.34
	Inter-corporate deposits (placed with NBFCs)	8,455.00		3,200.00
	Due from Indian Missions Abroad	10.10		7.31
	Recoverable from Subsidiary Companies:			
	-TNTPO	-	0.05	
	-KTPO	0.01	0.05	0.10
	Interest accrued on Saving bank accounts & deposits	741.34		1,347.85
	Due from parties in respect of deposit works			
	Considered doubtful	70.15	91.75	
	(Less): Provision for doubtful dues	(70.15)	(91.75)	-
		<b>10,210.08</b>		<b>5,465.60</b>

**16 CURRENT TAX ASSETS****(Rs. in Lakhs)****(Unsecured, considered good)**

		<b>As at March 31, 2020</b>		<b>As at March 31, 2019</b>
	Income Tax / TDS Recoverable (Refer Note. 34.4 B)	8,704.41		-
		<b>8,704.41</b>		-

**NOTES TO STANDALONE FINANCIAL STATEMENT FOR THE YEAR ENDED 31<sup>ST</sup> MARCH, 2020 (Contd.)**
**17 OTHER CURRENT ASSETS**

(Rs. in Lakhs)

(Unsecured, considered good unless stated otherwise)

		As at March 31, 2020		As at March 31, 2019
<b>Advances to vendors</b>				
Considered good	397.40		571.72	
Considered doubtful	168.09		97.75	
(Less): Provision for doubtful advances	(168.09)	397.40	(97.75)	571.72
<b>Sundry Deposits</b>				
Considered good	315.74		29.68	
Considered doubtful	8.53		14.03	
(Less): Provision for doubtful advances	(8.53)	315.74	(14.03)	29.68
<b>Others</b>				
Deposit under protest with RPF	100.00		100.00	
GST Credit	839.50		841.21	
Prepaid expenses	243.38		13.85	
Deferred Payroll expense	14.35	1,197.23	16.78	971.84
		<b>1,910.37</b>		<b>1,573.24</b>

**18 EQUITY SHARE CAPITAL**

(Rs. in Lakhs)

		As at March 31, 2020		As at March 31, 2019
<b>Authorized</b>				
50,000 (50,000) equity shares of Rs. 100/- each		50.00		50.00
<b>Issued, Subscribed &amp; Fully paid-up</b>				
25,000 (25,000) equity shares of Rs. 100/- each fully paid up		25.00		25.00
		<b>25.00</b>		<b>25.00</b>
<b>18.1 Reconciliation of shares outstanding</b>				
		<b>As at March 31, 2020</b>	<b>As at March 31, 2019</b>	
		No. of shares	(Rs. in lakhs)	No. of shares
		(Rs. in lakhs)		(Rs. in lakhs)
At the beginning of the year	25,000	25.00	25,000	25.00
Add: Issued during the year	-	-	-	-
At the end of the year	<b>25,000</b>	<b>25.00</b>	<b>25,000</b>	<b>25.00</b>
<b>18.2 Terms / Rights attached to Equity Shares</b>				
The Company has only one class of equity shares having a par value of Rs.100/- per share. Each holder of equity share is entitled to one vote per share. Since the Company is incorporated u/s 25 of Companies Act, 1956 (now Section 8 of Companies Act, 2013), it is prohibited from distribution of surplus, if any, or other income of the Company to its members by way of dividend, bonus shares or otherwise.				
In the event of winding up or dissolution of the Company, if there remains, after the satisfaction of all the debts and liabilities and return of original capital to the Government, any property whatsoever, the same shall not be distributed amongst the members of the Company but shall be given or transferred to such other Company having objects similar to the objects of the Company to be determined by the members of the Company at or before the time of dissolution or in default thereof, by the High Court of Judicature that has or may acquire jurisdiction in the matter.				
<b>18.3 Details of Shareholder holding more than 5% shares</b>				
		<b>As at March 31, 2020</b>	<b>As at March 31, 2019</b>	
		No. of shares	% age	No. of shares
		% age		% age
<b>Equity Shares of Rs. 100/- each fully paid</b>				
Government of India	25,000	100	25,000	100
(2 shares held by nominee shareholders)				

NOTES TO STANDALONE FINANCIAL STATEMENT FOR THE YEAR ENDED 31<sup>ST</sup> MARCH, 2020 (Contd.)

## 19 OTHER EQUITY

(Rs. in Lakhs)

	As at March 31, 2020		As at March 31, 2019	
<b>Capital Reserves</b>				
Promoter's Contribution for investment in KTPO		1,020.00		1,020.00
Others (Refer Note 19.1)		18.10		18.10
<b>Retained Earnings</b>				
As per the last account	202,665.19		195,337.39	
Add: Surplus for the year	9,199.58		7,598.37	
Add: Remeasurement gain/(loss) of defined benefit plans	(478.17)		(270.57)	
Add: Prior period Adjustments (Net)	-	211,386.60	-	202,665.19
<b>Total</b>		<b>212,424.70</b>		<b>203,703.29</b>
19.1	Represents excess of assets over liabilities of organisations merged with the Company in earlier years.			

## 20 BORROWINGS

(Rs. in Lakhs)

	As at March 31, 2020	As at March 31, 2019
Borrowings from SBI for IECC	23,222.50	-
	<b>23,222.50</b>	<b>-</b>
20.1	<p>Term loan of Rs. 1,50,000 lakhs was sanctioned by State Bank of India (SBI) to part finance the capital expenditure for redevelopment of ITPO complex into IECC at Pragati Maidan New Delhi. The term loan carries the interest rate of 1-year MCLR, to be reset at annual interval, presently 8.50% and is paid at monthly interval. The term loan is repayable in 56 quarterly instalments after 30 months from the date of first disbursement thus no installment is due for repayment during 2020-21.</p> <p>The term loan is secured by an irrevocable guarantee of Government of India (GoI) towards principal and interest, restricted to the maximum of 80% of the loan facility or Rs. 105400 lakhs, whichever is less and is effective from 15th March 2019. Further, the Company in accordance with sanction stipulations has also maintained a DSR account with SBI by way of fixed deposits to cover the interest servicing for one quarter for which fixed deposits of Rs. 153.49 lakhs were held as at 31st March, 2020 and shown in Note no. 13.1.</p> <p>Loan amount of Rs. 23,222.50 lakhs have been drawdown by the Company during the year 2019-20. Pending capitalisation of IECC, the interest on term loan of Rs. 744.61 lakhs, interest income of Rs. 5.48 lakhs earned on DSRA and guarantee fees of Rs. 1054.00 lakhs (accumulated fee of Rs. 1103.09 lakhs) to GOI towards its issue for the year 2019-20 have been included in Capital Work-in-progress in Note no. 3.</p>	

## 21 NON-CURRENT PROVISIONS

(Rs. in Lakhs)

	As at March 31, 2020	As at March 31, 2019
Provision for employee benefits		
Leave Encashment (Refer Note 34.13)	2,093.12	2,032.32
	<b>2,093.12</b>	<b>2,032.32</b>

## 22 OTHER NON-CURRENT LIABILITIES

(Rs. in Lakhs)

	As at March 31, 2020	As at March 31, 2019
Advance received from customers	817.53	939.65
	<b>817.53</b>	<b>939.65</b>

## 23 TRADE PAYABLES

(Rs. in Lakhs)

	As at March 31, 2020	As at March 31, 2019
Total outstanding dues of Micro Enterprises and Small Enterprises (Refer Note 23.1)	31.29	2.69
Total outstanding dues of creditors other than Micro Enterprises and Small Enterprises	2,057.47	1,715.49
	<b>2,088.76</b>	<b>1,718.18</b>

**NOTES TO STANDALONE FINANCIAL STATEMENT FOR THE YEAR ENDED 31<sup>ST</sup> MARCH, 2020 (Contd.)**

23.1 Information in respect of micro, small and medium enterprises as required by Micro, Small and Medium Enterprises Development Act, 2006:				
		As at March 31, 2020		As at March 31, 2019
a	Amount remaining unpaid to any supplier:			
	Principal amount	31.29		2.69
	Interest due thereon	-		-
b	Amount of interest paid in terms of Section 16 of the MSMED Act along-with the amount paid to the suppliers beyond the appointed day.	-		-
c	Amount of interest due and payable for the period of delay in making payment (which have been paid but beyond the appointed day during the year) but without adding the interest specified under the MSMED Act.	-		-
d	Amount of interest accrued and remaining unpaid	-		-
e	Amount of further interest remaining due and payable even in the succeeding years, until such date when the interest dues as above are actually paid to the small enterprises, for the purpose of disallowances as a deductible expenditure under Section 23 of MSMED Act	-		-

**24 OTHER FINANCIAL LIABILITIES**
**(Rs. in Lakhs)**

		As at March 31, 2020		As at March 31, 2019
	Employees' benefits payable	300.61		399.06
	Security deposits	582.92		734.65
	Refund due to customers	2,431.95		2,043.49
	Other payables	2,079.98		313.82
		<b>5,395.46</b>		<b>3,491.02</b>

**25 OTHER CURRENT LIABILITIES**
**(Rs. in Lakhs)**

		As at March 31, 2020		As at March 31, 2019
	Advance received from customers	3,235.16		4,645.63
	Statutory Liabilities	496.29		899.98
		<b>3,731.45</b>		<b>5,545.61</b>

NOTES TO STANDALONE FINANCIAL STATEMENT FOR THE YEAR ENDED 31<sup>ST</sup> MARCH, 2020 (Contd.)

## 26 CURRENT PROVISIONS

(Rs. in Lakhs)

	As at March 31, 2020		As at March 31, 2019
<b>Provision for Employees' Benefits</b>			
-Gratuity (Refer Note 34.13)	731.45		608.02
-Leave Encashment (Refer Note 34.13)	319.65		434.62
-Performance Related Pay/ Ex-gratia (Refer Note 26.1)	-		3,264.00
-Pension Fund	4.28		10.89
-Pay revision	162.17		173.68
	<b>1,217.55</b>		<b>4,491.21</b>
<b>Movement of Provisions (2019-20):</b>	<b>(Rs. in Lakhs)</b>		
<b>Particulars</b>	<b>As at April 1, 2019</b>	<b>Amount utilised/ reversed during the year</b>	<b>Provision made during the year</b>
Performance Related Pay/ Ex-gratia	3,264.00	(3,264.00)	-
Pension Fund	10.89	(6.61)	-
Pay revision	162.17	-	-
<b>Movement of Provisions (2018-19):</b>	<b>(Rs. in Lakhs)</b>		
<b>Particulars</b>	<b>As at April 1, 2018</b>	<b>Amount utilised/ reversed during the year</b>	<b>Provision made during the year</b>
Performance Related Pay/ Ex-gratia	3,264.00	-	-
Pension Fund	725.26	(714.37)	-
Pay revision	2,022.00	(1,859.83)	-
26.1	<p>The provision of Rs. 3264 lakhs towards Performance Related Pay (PRP)/ Ex-gratia was made by the Company during the period 01.04.2007 to 31.03.2017, in accordance with the guidelines of Department of Public Enterprises (DPE) on revision of pay scales as per 2nd Pay Revision Committee (2nd PRC). Pending approval of PRP/ Ex-gratia by the competent authority, ad-hoc payments amounting to Rs. 1222.19 lakhs (Previous Year: Rs. 1382.66 lakhs), net of recoveries from the employees retired/ taken VRS, were released to the employees with the approval of the Board of Directors (BOD) of the Company as 'Interest free advances' against the undertakings obtained from the employees to refund/ adjust the advance as per the decision of the competent authority.</p> <p>The BOD in 205th meeting held on 29.08.2018 had noted that though as per DPE guidelines, ITPO could grant PRP/ Ex-gratia but it is not mandatory for it to do so since the guidelines of DPE only provide the guidance but they do not create any obligation for the Company and all financial decisions including PRP/ Ex-gratia have to be considered by the BOD and approved by the Administrative Ministry, wherever required. This was also clarified by the Department of Commerce in Sep.'13 and reiterated in Oct.'17 that ITPO is ineligible for PRP as per recommendation of 2nd PRC.</p> <p>However, in case of 3rd PRC, the decision on PRP/ Ex-gratia is dependent upon its financial position and other factors. Therefore, due to huge financial outgo committed by the Company for ongoing IECC project and inadequate surplus generated from core activities, the BOD during 2017-18 and 2018-19 decided not to provide for/ pay PRP/ Ex-gratia/ Interest free advance for both these years.</p> <p>The BOD in 213th meeting held on 18th June 2020 decided not to make provision towards PRP/ ad-hoc advance for the year 2019-20, considering the extreme financial stress on the Company due to ongoing IECC project, the adverse business outlook projected during next few years due to outbreak of Covid-19 and to write back the provision of Rs. 3264 lakhs towards PRP/ Ex Gratia already made during the earlier years for 2nd pay revision period, which is not payable as per the clarification of DoC. The BOD in 214th meeting on 22nd September 2020 decided that the recoveries of ad-hoc advances of Rs. 1222.19 lakhs from the employees shall be completed in three years or at the time of retirement/ VRS whichever is earlier, to improve the availability of funds in the company for the project.</p>		

**NOTES TO STANDALONE FINANCIAL STATEMENT FOR THE YEAR ENDED 31<sup>ST</sup> MARCH, 2020 (Contd.)**
**27 REVENUE FROM OPERATIONS**

(Rs. in lakhs)

		Year ended 31.03.2020		Year ended 31.03.2019
<b>Sale of Services</b>				
Space Rent	17,483.74		15,994.29	
Government Grant- Revenue	776.33		426.11	
Receipts towards electricity & water charges	907.41		667.14	
Receipts towards other services	354.09		252.86	
Hoardings	454.46		238.34	
Branding/ Sponsorship	45.83	20,021.86	0.32	17,579.06
<b>Other Operating Revenue</b>				
Sale of Entry Tickets / Seasonal Passes	373.86		320.67	
Subscriptions	9.96		57.53	
Advertisement- Publications	78.61		46.65	
Sale of Publications	1.72	464.15	1.74	426.59
		<b>20,486.01</b>		<b>18,005.65</b>

**28 OTHER INCOME**

(Rs. in Lakhs)

		Year ended 31.03.2020		Year ended 31.03.2019
<b>Interest Income from</b>				
-Bank deposits & Saving bank accounts	1,744.54		5,214.83	
-Inter- corporate deposits	266.20		952.98	
-Loan to employees	50.52		65.96	
-Income Tax refund	261.72		37.59	
-Others	2.07	2,325.05	2.92	6,274.28
Dividend from Mutual Funds		5.63		5.94
Rent		413.16		66.00
Difference in Exchange (net)		5.33		
<b>Other non-operating income</b>				
Profit/ (Loss) on Sale of Property, Plant & Equipment (Net)	6.83		19.74	
Liabilities/Provisions no longer required, written back	479.17		388.71	
Penalties from customers (Refer Note 28.1)	430.79		494.31	
Provision for impairment loss written back	0.29		-	
Miscellaneous Income	43.57	960.65	104.32	1,007.08
		<b>3,709.82</b>		<b>7,353.30</b>
28.1	Penalty of Rs. 784.07 lakhs, cumulative up to 31.03.2020, due to cancellation of events by the third party organisers has not been recognized as income and the same shall be accounted for in accordance with the Ind AS-115 as and when the amount is recovered/ adjusted.			



NOTES TO STANDALONE FINANCIAL STATEMENT FOR THE YEAR ENDED 31<sup>ST</sup> MARCH, 2020 (Contd.)**29 EMPLOYEES' BENEFITS EXPENSE**

(Rs. in Lakhs)

		Year ended 31.03.2020		Year ended 31.03.2019
<b>Salaries &amp; Wages</b>				
Salaries, Wages & Allowances (Refer Note 29.1)	6,423.77		7,066.79	
Other Perks & Allowances	1,376.85	7,800.62	1,537.24	8,604.03
<b>Contribution to Provident &amp; Other Funds</b>				
Contribution to Provident Fund (Refer Note 34.13)	622.38		620.97	
Contribution to Pension Fund (Refer Note 34.13)	350.84		350.69	
Gratuity (Refer Note 34.13)	253.28		337.45	
Leave Encashment (Refer Note 34.13)	616.20		461.53	
Contribution to Other Funds	8.41	1,851.11	9.44	1,780.08
<b>Staff Welfare expenses</b>				
Medical expenses	465.96		409.24	
Compensation for deceased employees	41.57		99.35	
Other Staff Welfare Expenses	85.05	592.58	123.98	632.57
		<b>10,244.31</b>		<b>11,016.68</b>
29.1	Includes Rs. 293.48 lakhs (Previous year Rs. 709.94 lakhs) on account of ex-gratia under the Voluntary Retirement Scheme.			

**30 DEPRECIATION AND AMORTISATION EXPENSE**

(Rs. in Lakhs)

		Year ended 31.03.2020		Year ended 31.03.2019
Depreciation on Property, Plant & Equipment		161.09		153.67
Depreciation on Right-of-Use Assets		7.23		-
Amortization of Other Intangible Assets		31.52		34.96
		<b>199.84</b>		<b>188.63</b>

**31 FINANCE COST**

(Rs. in Lakhs)

		Year ended 31.03.2020		Year ended 31.03.2019
Interest on lease		23.57		-
Bank Charges		3.09		5.06
Other interest cost		10.59		8.93
		<b>37.25</b>		<b>13.99</b>



**NOTES TO STANDALONE FINANCIAL STATEMENT FOR THE YEAR ENDED 31<sup>ST</sup> MARCH, 2020 (Contd.)**

**32 OTHER EXPENSES**

(Rs. in Lakhs)

		Year ended 31.03.2020		Year ended 31.03.2019
<b>Expenses related to sale of services</b>				
Participation Charges		2,103.40		2,202.14
Construction & Interior Decoration		1,134.75		843.89
Publicity		440.83		442.08
Freight, Packing & Handling		1.66		10.24
Cultural Programmes & Fashion Shows		-		0.77
Interpreter charges		14.51		10.67
Travelling & Conveyance		341.43		224.32
Foreign Delegation		16.63		9.70
Difference in Exchange (net)		-		7.52
<b>Other Operating Expenses</b>				
Entertainment		47.30		34.04
Commission		96.18		88.12
Electricity Charges		677.32		879.94
Water Charges		88.96		104.21
Maintenance of Pragati Maidan				
-Civil	184.96		164.09	
-Electrical	482.33		771.11	
-Horticulture	35.63		39.31	
-Conservancy Arrangements	190.00	892.92	213.74	1,188.25
<b>Other Administrative Expenses</b>				
Repairs, Renewals & Maintenance		131.25		189.61
Security Expenses		586.87		624.78
Postage, Telegrams & Telephones		26.61		33.32
Insurance		5.83		7.97
Legal & Professional Charges		48.31		80.92
Recruitment Expenses		-		39.60
Seminar & Training		14.50		7.39
Books & Periodicals		2.71		3.07
Printing & Stationery		59.13		66.48
Advertisement Expenses		7.41		29.74
Corporate Social Responsibility Expenses (Refer Note 34.15)		361.18		437.05
Rates & Taxes	342.41		271.57	
(Less): Recoveries	(3.51)	338.90	(0.83)	270.74
Rent	7.32		17.64	
(Less): Recoveries	-	7.32	(1.40)	16.24
Vehicle running & maintenance	19.35		24.09	
(Less): Recoveries	(0.08)	19.27	(0.08)	24.01
Fair value loss/ (gain) on mutual funds		26.20		4.36
Provision for impairment loss on Investments in JV		-		69.32
Provisions/ Write Offs		91.68		131.81
Other Miscellaneous Expenses		183.21		141.30
Sitting Fees to Directors		1.00		2.40
Auditor's Remuneration				
-Audit Fee	8.00		6.00	
-Tax Audit Fee	1.50		1.00	
-Arrears	1.13		2.60	
-Reimbursement of expenses	0.95	11.58	0.60	10.20
		<b>7,778.85</b>		<b>8,236.20</b>

NOTES TO STANDALONE FINANCIAL STATEMENT FOR THE YEAR ENDED 31<sup>ST</sup> MARCH, 2020 (Contd.)

## 33 EXCEPTIONAL ITEMS

(Rs. in Lakhs)

	Year ended 31.03.2020	Year ended 31.03.2019
Provision for PRP written back (Refer Note 26.1)	3,264.00	-
Forfeiture of Bid security on Land monetisation (Refer Note 34.7(c))	-	1,694.92
	<b>3,264.00</b>	<b>1,694.92</b>

## 34 OTHER NOTES FORMING PART OF THE STANDALONE FINANCIAL STATEMENTS FOR THE YEAR ENDED 31 MARCH 2020

(Rs. in Lakhs)

34.1	CONTINGENT LIABILITIES AND COMMITMENTS	As at March 31, 2020	As at March 31, 2019
	<b>Contingent Liabilities (Refer Note 34.1.1)</b>		
(a)	<b>Claims against the Company not acknowledged as debts - Disputed liability not adjusted as expenses in the accounts for various years being in appeal towards:</b>		
	Income Tax (also refer note 34.4)	185.99	187.71
	Service Tax	141.14	141.14
	Employee Provident Fund (amount deposited Rs. 100.00 lakhs, previous year: Rs. 100 lakhs)	1,695.57	1,695.57
	Entertainment Tax	-	432.35
	Employee related matter	3,335.02	-
	Others - for which the company is contingently liable	1,847.46	1,773.17
		<b>7,205.18</b>	<b>4,229.94</b>
(b)	<b>Capital Commitments</b>		
	Estimated amount of contracts remaining to be executed on capital account and not provided for (net of advances- Refer Note 34.7)	88,256.53	135,411.70
	Equity Contribution in Subsidiary/ Associate Company	1,005.00	1,000.00
34.1.1	The Company is contesting these demands and the management including its advisors are of the view that these demands may not be sustainable at the appellate level. The management believes that the ultimate outcome of these proceedings will not have any material adverse effect on the Company's financial position and results of operations. The Company does not expect any reimbursement in respect of above contingent liabilities and it is not practicable to estimate the timing of cash outflows, if any, in respect of these matters, pending the decisions of the competent authorities.		
34.2	<b>National Science Centre and National Handicrafts &amp; Handlooms Museum (Crafts Museum)</b>		
	"Land and Development Office (L&DO), Ministry of Urban Development has leased out 123.51 acres of land for Pragati Maidan Complex to the Company on perpetual lease of 99 years on 7th March 2011, out of which the combined area of 7.2623 acres is under the occupation of two Government Departments i.e. Crafts Museum and National Science Centre, without a lease agreement. Annual rent of Rs. 646.58 lakhs [cumulative rent of Rs. 11,275.73 lakhs (Previous year Rs. 10,629.15 lakhs)] is not being paid and contested by them. The company has decided to file the application before Administrative Mechanism for Resolution of CPSE's Disputes (AMRCD) to resolve the issue. In view of uncertainty in its realization, the rental income is not recognized in the books of accounts since earlier years.		
	The expenditure incurred on the annual ground rent, paid to L&DO, including the area under possession of the said two departments, is borne by the Company as the lease deed for the entire area is in the name of the Company. Further, municipal taxes in respect of area under their possession are being paid by these departments directly to the Revenue authority."		
34.3	In the opinion of the management, the value of assets other than Property, Plant and Equipment and Intangible assets, on realization in the ordinary course of business, will not be less than the value at which these are stated in the Balance Sheet.		

**NOTES TO STANDALONE FINANCIAL STATEMENT FOR THE YEAR ENDED 31<sup>ST</sup> MARCH, 2020 (Contd.)**

<b>34.4 INCOME TAX MATTERS</b>
<b>A. Exemption of Income</b>
<p>The Director General of Income Tax (Exemptions) had withdrawn the Income Tax exemption granted to ITPO under section 10(23C)(iv) of the Income Tax Act, 1961 since Assessment Year 2009-10 onwards as per the amended proviso of section 2(15) of the Income Tax Act, 1961 effective from 1.4.2008.</p> <p>The Company had contested the withdrawal of exemption before the Hon'ble High Court of Delhi and got a favourable judgment on 22.01.2015. Accordingly the Chief Commissioner of Income Tax (Exemptions) vide order dated 02.03.2015 restored the aforesaid Income-tax exemption of the Company w.e.f. Assessment Year 2009-10 onwards.</p> <p>The Income Tax department has since filed a Special Leave Petition SLP (C) no. 9284 of 2017 before the Hon'ble Supreme Court against the order of the Hon'ble High Court of Delhi. The prayer of the Income Tax department for interim relief/ stay of operation of the judgment passed by the Hon'ble High Court of Delhi was not accepted by the Hon'ble Supreme Court and the matter has been tagged with other SLPs pending before Hon'ble Supreme Court on similar matters and the date of hearing is yet to be fixed.</p> <p>Even though the matter of exemption is pending before the Hon'ble Supreme Court, the management and it's advisors are of the view that since the income-tax exemption has been restored by the Hon'ble High Court of Delhi, no provision for income-tax, interest and penalties is considered necessary from Assessment year 2009-10 onwards.</p>
<b>B. Demand for Income Tax</b>
<p>During the intervening time period, the Income Tax Department passed the orders for the assessment years 2009-10 to 2011-12 denying the exemption under Section 10(23c)(iv) and raised demand of Rs. 15,589.86 lakhs against which Rs. 1,319.00 lakhs was deposited under protest. Further, refunds for Asst. Yrs. 2007-08 to 2013-14 amounting to Rs 6,464.64 lakhs were adjusted/ withheld against the demand. In addition, TDS of Rs. 15,640.33 lakhs was receivable from the Income Tax Department for various assessment years.</p> <p>Appeals filed by the Company with CIT (Appeals) against the demand raised by the Income Tax Department for the assessment years 2009-10 to 2011-12 were decided in favour of the Company against which the Income Tax Department filed the appeal with the Income Tax Appellate Tribunal (ITAT), Delhi. During the year 2019-20, ITAT decided the matter in favour of the company. Consequently, applications for appeal effect were filed by ITPO for obtaining the refund of TDS and deposits.</p> <p>Pending assessments/ refunds, refunds of Rs. 23,844.03 lakhs (including Rs. 1,319 lakhs paid under protest) for AY 2009-10 to AY 2020-21 have been reflected in the accounts under the head "Income Tax/ TDS Recoverable" in Note 8 &amp; 16 and have been considered good for recovery except to the extent of Rs. 426 lakhs; out of which TDS refunds of Rs. 8,704.41 lakhs for various assessment years have been received by the company subsequent to the date of these Financial Statements.</p>
<b>34.5 DEFERRED TAX ASSET/ LIABILITY</b>
<p>In view of the income of ITPO being held to be exempt under section 10(23C)(iv) of the Income Tax Act, 1961 as per the order of the Hon'ble High Court of Delhi and in view of the management and it's advisors, the SLP filed by Income tax department is likely to be in their favour hence the deferred tax assets/ liabilities have not been recognized.</p>
<b>34.6 CONFIRMATION OF BALANCES</b>
<p>Balances appearing under Trade Receivables, Loans &amp; Advances, Trade Payables and other parties etc. are subject to reconciliation/ confirmation. The impact, if any, subsequent to the confirmation/ reconciliation will be taken in the year of confirmation/ reconciliation.</p>
<b>34.7 INTERNATIONAL EXHIBITION CUM CONVENTION CENTRE (IECC) PROJECT</b>
<p>(a) International Exhibition cum Convention Centre (IECC) project for redevelopment of Pragati Maidan complex was approved by the Government of India (GOI) in the Cabinet Committee of Economic Affairs (CCEA) meeting held on 24.1.2017 at a cost of Rs. 2,25,400 lakhs, since revised to Rs. 2,69,851 lakhs. The project, as per approval, is to be funded from Company's resources of Rs. 1,20,000 lakhs and balance by term loan from bank, secured by Guarantee from the Government of India.</p> <p>(b) The Cabinet has further approved on 13.6.2018, the waiver of demand of Rs. 9,663.42 lakhs raised by L&amp;DO on 21.4.2017 in connection with IECC project and also the monetization of 3.70 acres of land at Pragati Maidan complex for construction and operation of a hotel by a third party including private sector meant to finance the IECC project. Pending monetisation of land, the BoD has decided to deploy additional Rs. 40,000 lakhs from its internal resources and accordingly the loan from bank will stand reduced to that extent.</p> <p>(c) During the year 2018-19, Request for Proposal (RFP) for selection of Developer cum Operator of 5-star hotel at Pragati Maidan was floated for which 2 bidders were found technically qualified. However, due to non-participation of one bidder in further bidding process, the said bid process was cancelled due to lack of competition and the bid security of Rs. 1,694.92 lakhs, net of GST of Rs. 305.08 lakhs, received from the said bidder who did not participate, was forfeited as per terms and conditions of RFP, and was considered as "Exceptional Income" in the said year.</p> <p>The bidder filed a writ petition against forfeiture of his bid security in the Hon'ble Delhi High Court in Aug'2019 which is being contested by the Company. The same has been included as 'Contingent Liability' in Note no. 34.1.</p> <p>(d) Term loan of Rs. 1,50,000 lakhs sanctioned by a nationalised bank on 28.05.2018 and the Guarantee for Rs. 1,05,400 lakhs has been issued by the Government of India on 15.03.2019 on which Guarantee fee of Rs. 1337.09 (previous year Rs 1,103.09 lakhs) has been paid.</p> <p>(e) NBCC, a Public Sector Undertaking, has been appointed as the Project Management Consultant (PMC) for the project and an agreement has been entered into with the NBCC.</p>

**NOTES TO STANDALONE FINANCIAL STATEMENT FOR THE YEAR ENDED 31<sup>ST</sup> MARCH, 2020 (Contd.)**

- (f) The work done for IECC project amounting to Rs. 1,66,196.39 lakhs up to 31.03.2020 has been shown as Capital Work-in-Progress in Note. 3 and advance of Rs. 15,398.09 lakhs paid to various Departments/ agencies for the project has been shown as Capital Advances in Note. 9. Consequently, against the approved cost of Rs 2,69,851 lakhs, the balance amount of Rs. 88,256.52 lakhs is shown as Capital Commitments for the project in Note No. 34.1

**34.8 ITPO Services Limited**

The Cabinet in its meeting held on 4th December, 2019, approved the monetization of 3.70 acres of land at Pragati Maidan on a 99-year fixed lease basis in favour of a Special Purpose Vehicle (SPV) to be formed for development and operation of a 5-star hotel at Pragati Maidan. The SPV was subsequently decided to be formed as a wholly owned subsidiary of ITPO, to be registered as a Pvt. Ltd. with an authorized share capital of Rs. 10 lakhs.

Accordingly, ITPO Services Limited (ISL) was incorporated subsequent to the date of Financial Statements i.e. on 24th May 2020 as a wholly owned subsidiary company of ITPO for which initial capital contribution of Rs. 5 lakhs was paid by ITPO on 22nd July 2020, which has been shown under the Capital Commitments in Note no. 34.1 as at 31.03.2020.

Further, ITPO is authorized to initiate action on behalf of proposed SPV (till its formation) for the preparation, finalization and issue of a Request for Proposal (RFP), prepared by MSTC, for selecting a suitable developer and operator to construct, run and manage the hotel at Pragati Maidan through a competitive bidding process.

The RFP was issued on 28.02.2020 with due date for submission of online bids of 23.03.2020, since extended to 31.8.20 from time to time but no bid has been received by the due date. ITPO is exploring options in the matter, due to situation arising out of COVID-19. MSTC for the preparation of RFP has raised the invoice dated 04.03.2020 for Rs. 70.80 lakhs on ITPO against which 50% amount of Rs. 35.40 lakhs has been paid on 14.07.2020 and the input credit against GST has been availed by ITPO for invoice being in its name.

**34.9 SERVICE TAX MATTERS**

- a) Service Tax demand of Rs. 1,087.95 lakhs for the period 2006-07 to 2009-10 comprising service tax of Rs. 1,064.27 lakhs and interest of Rs. 23.68 lakhs was raised on the Company by Commissioner of Service Tax. The said demand was contested and the Commissioner of Customs and Central Excise vide order dated 22.01.2015 revised the demand to Rs. 410.41 lakhs and restricted penalty to Rs. 410.41 lakhs and Rs. 0.10 lakh & interest till the date of payment with the condition that penalty amount would stand waived by 75% in case payment is made within 30 days.

An appeal against the aforesaid order was filed before CESTAT on 24.04.2015, modified appeal has been filed on 09.02.2017 on the directions of CESTAT. In the meanwhile, the Company deposited the service tax of Rs. 410.41 lakhs, penalty of Rs. 102.70 lakhs and interest of Rs. 368.20 lakhs aggregating to Rs. 881.31 lakhs on 25.02.2015, under protest and the amount has been reflected in the accounts under the head "Service Tax Recoverable" in Note 9. The Company has received the favourable order from CESTAT on 13.09.2018 and has filed the appeal effect for obtaining the refund of Rs. 881.31 lakhs.

Further, service tax of Rs. 136.65 lakhs is recoverable from the Department and is considered good for recovery.

- b) Further, following demand cum show cause notices for service tax (interest and penalties not quantified) were served by the Service Tax department for the undernoted years:

(Rs.in lakhs)

Year	Amount
2011-12	42.77
2012-13	51.68
2013-14	46.69
<b>Total</b>	<b>141.14</b>

The Company based on the expert opinion, considers that the various matters above, on which the demand-cum-show cause notices were served, does not fall within the ambit of service tax.

Hence, the demands have been contested by the Company with the respective authorities and accordingly no provision for demand of Rs. 141.14 lakhs has been considered necessary in the accounts as at 31.03.2020 and the said demand of Rs. 141.14 lakhs has been shown as Contingent Liability in Note 34.1.

**34.10 International Amusement Limited (IAL)– Appu Ghar**

International Amusement Limited (IAL)– Appu Ghar, an ex-licensee of space in Pragati Maidan, vide agreement dated 04.01.2018 was to pay ITPO an amount of Rs 1032.94 lakhs out of which Rs 100 lakhs were paid upfront on 1.5.2018 and balance amount of Rs 932.94 lakh was agreed to be paid in 4 equal quarterly installments of Rs 233 lakhs each.

IAL defaulted on the payments of quarterly installments and paid Rs 100 lakhs only on 1.11.2018. On default, the Company pursued the matter with Estate Officer Pragati Maidan. The Estate Officer vide its order dated 19th February 2019 allowed ITPO to take legal course to recover its dues by invoking corporate guarantee and personal guarantee submitted by IAL at the time of agreement and also to make recovery from IAL under Public Premises Act, 1971. Thus, the Company approached the concerned Revenue authority for the implementation of order.



**NOTES TO STANDALONE FINANCIAL STATEMENT FOR THE YEAR ENDED 31<sup>ST</sup> MARCH, 2020 (Contd.)**

Consequently, the concerned Revenue Authority has issued the warrant for attachment of property of IAL under Land Reforms Act, 2013 from time to time. IAL has further deposited Rs. 142 lakhs with ITPO during 2019-20. Thus, total amount of Rs. 342 lakhs has been recovered from IAL till 31.03.2020.

As per Ind AS 115, amount of Rs. 342.00 lakhs, recovered till date, has been adjusted against the dues of IAL and the Provision for Doubtful Debts has also been reversed by the same amount. The interest on delayed payments as stipulated in the agreement has not been accounted for, in accordance with Ind AS 115, as its realisation is considered uncertain.

**34.11 COVID-19 Impact**

The SARS-CoV-2 virus responsible for the outbreak of Coronavirus Disease (COVID-19) has been declared a global pandemic by the World Health Organization (WHO) on March 11, 2020 which continues to spread across the globe and has resulted in significant decrease in global and local economic activities. Consequent to this, most of the governments have announced strict lockdowns across their respective countries as one of the strongest measures to contain the spread of the virus.

Accordingly, the Government of India (GoI) also announced the lockdown across India on March 24, 2020 which lasted till June 7, 2020 and despite India being under unlock phase, the restrictions on organizing events have not been lifted till date. Pending lifting of restrictions by the Government, the events scheduled till September'20 have been cancelled by the organisers thus impacting the operations substantially during 2020-21. The Company is not able to realistically estimate the impact on financial projections since the approval of the government for holding the events is still awaited.

The management has assessed the recoverability of carrying amount of assets and liabilities based on the current indicators of the future economic condition considering the probable impact of COVID 19. It is estimated as at the date of approval of financial statements that the Company will be able to recover the carrying amount of assets and settle its liabilities and in view of minimal disruptions of operational activities during 2019-20, no impact thereof is required to be taken in these financial statements. However, the extent to which CoVID-19 pandemic will impact the Company's activities and financial results in the future will depend upon future developments which are highly uncertain. Hence, its impact may be different from that now estimated and the Company will continue to closely monitor any material changes to future economic conditions and the same will be accounted for as and when crystallized in the period to which it relates.

**34.12 LEASES**

Effective April 1, 2019, the Company adopted Ind AS 116, Leases and applied the standard to all lease contracts existing on April 1, 2019 using the modified retrospective method on the date of initial application. Consequently, the Company recorded the lease liability at the present value of the lease payments discounted at the Company's incremental borrowing rate at the date of initial application. Comparatives as at and for the year ended March 31, 2019 have not been retrospectively adjusted and therefore will continue to be reported under the accounting policies for year ended March 31, 2019. On transition as at 01.04.2019, the adoption of the new standard resulted in recognition of 'Right of Use' asset of Rs. 376.57 lakhs and a lease liability of Rs. 297.81 lakhs. The effect of this adoption is insignificant on the profit before tax, profit for the period and earnings per share. The following is the summary of practical expedients elected on initial application :

1. Applied a single discount rate to leases of similar assets in similar economic environment with a similar end date.
2. Applied the exemption not to recognize ROU assets and liabilities for leases with less than 12 months of lease term on the date of initial application.
3. Excluded the initial direct costs from the measurement of the ROU asset at the date of initial application.
4. Applied the practical expedient to grandfather the assessment of which transactions are leases. Accordingly, Ind AS 116 is applied only to contracts that were previously identified as leases under Ind AS 17.

The weighted average incremental borrowing rate applied to lease liabilities as at April 1, 2019 is 8.05%

(Rs. in Lakhs)

Particulars	Category of ROU Asset		Total (In Rs.)
	Land	Office Flats	
Reclassified on account of adoption of Ind AS 116	179.37	197.20	376.57
Addition	-	-	-
Deletion	-	-	-
Depreciation	2.84	4.39	7.23
<b>Balance as at 31st March'20</b>	<b>176.53</b>	<b>192.81</b>	<b>369.34</b>

The aggregate depreciation expense on ROU assets is included under depreciation and amortization expense in the Statement of Income & Expenditure.

The break-up of current and non-current lease liabilities as at March 31, 2020 is as follows:		(Rs. in Lakhs)
Particulars	As at March 31, 2020	
Current Lease Liability	0.58	
Non-current Lease Liability	296.69	
<b>Total</b>	<b>297.27</b>	
The movement in lease liabilities during the year ended March 31, 2020 is as follows:		(Rs. in Lakhs)
Particulars	Year ended March 31, 2020	
Reclassified on account of adoption of Ind AS 116	297.81	
Addition	-	
Finance cost accrued during the period	23.57	
Deletion	-	
Payment of Lease liabilities	24.11	
<b>Balance as at 31st March 2020</b>	<b>297.27</b>	
The details of the contractual maturities of lease liabilities as at March 31, 2020 on an undiscounted basis are as follows:		(Rs. in Lakhs)
Particulars	As at March 31, 2020	
Less than one year	24.11	
One to Five Year	96.45	
More than five years	1,049.03	
<b>Total</b>	<b>1,169.59</b>	
<b>34.13 EMPLOYEES' BENEFITS</b>		
General description of various defined employee benefit schemes are as under:-		
<b>I. Defined Contribution Plans</b>		
<b>Provident Fund</b>		
The Company pays its contribution relating to the Provident Fund of its employees, at the prescribed rates to the ITPO Employees' Contributory Provident Fund Trust which invests the funds in permitted securities. The contribution for the year is recognized as expense and is charged to the statement of income and expenditure. The Company is also under obligation to make good the shortfall of the trust, if any, and recognizes such shortfall as its expense.		
<b>Pension Fund</b>		
The Company is under obligation to contribute specified amounts towards the Superannuation benefit of the employees to the ITPO Employees Defined Contribution Superannuation Trust. The contribution for the year is recognized as expense and is charged to the statement of income and expenditure. The Company is also under obligation to make good the shortfall of the trust, if any, and recognizes such shortfall as its expense.		
Expense charged to the statement of Income & Expenditure as employer's contribution to these funds during the year is as under:		
	(Rs. in Lakhs)	
	<b>2019-20</b>	<b>2018-19</b>
Employer's contribution towards Provident Fund	622.38	620.97
Employer's contribution towards Pension Fund	350.84	350.69
	<b>973.22</b>	<b>971.66</b>

<b>II. Defined Benefits Plans</b>		
<b>Gratuity</b>		
The Company has a defined benefit gratuity scheme. The Scheme is funded. A separate ITPO Employees Gratuity Fund Trust manages the affairs of the trust. The funds of the trust are managed by LIC. It is recognized in the books of the Company on the basis of actuarial valuation. Every employee who has rendered continuous service of 5 years or more is entitled to get gratuity at the rate of 15 days salary [15/26 x (last drawn basic salary + dearness allowance)] for each completed year of service, as per rules of the Company/ DPE guidelines on the subject.		
<b>i. Expenses recognized in the statement of Income and Expenditure</b> (Rs. in Lakhs)		
	<b>2019-20</b>	<b>2018-19</b>
Interest cost	45.79	131.07
Service cost	207.49	206.38
Expenses recognized in the statement of Income & Expenditure	253.28	337.45
Remeasurements:		
Opening unrecognized Actuarial Gain/ (loss)	(454.38)	(183.81)
Actuarial gain/ (loss) for the year on asset	(61.97)	7.08
Actuarial gain/ (loss) for the year on PBO due to change in:		
-Demographic Assumption	0.40	-
-Financial Assumption	(240.95)	(17.35)
-Experience Assumption	(175.65)	(260.30)
<b>OCI recognized for the year</b>	<b>(478.17)</b>	<b>(270.57)</b>
Net actuarial gain/(loss) unrecognized in OCI at the end of the year	(932.55)	(454.38)
<b>ii. The amount recognized in the Balance Sheet</b> (Rs. in Lakhs)		
	<b>As at March 31, 2020</b>	<b>As at March 31, 2019</b>
Present value of the obligation at end of the year	6,068.97	6,068.01
Fair value of plan assets at end of year	5,337.52	5,459.99
Net liability recognized in Balance Sheet and related analysis	731.45	608.02
Funded/ (unfunded) Status	(731.45)	(608.02)
<b>iii. Changes in the Present Value of Obligations:</b> (Rs. in Lakhs)		
	<b>2019-20</b>	<b>2018-19</b>
Present value of the obligation at the beginning of the year	6,068.01	6,267.58
Interest cost	456.92	476.34
Service cost	207.49	206.38
Benefits paid	(1,079.65)	(1,159.94)
Actuarial (gain)/loss	416.20	277.65
Present value of the obligation at the end of the year	6,068.97	6,068.01
<b>iv. Maturity Profile:</b> (Rs. in Lakhs)		
<b>Year</b>	<b>As at March 31, 2020</b>	<b>As at March 31, 2019</b>
0 to 1 Year	789.49	1,187.88
1 to 2 Year	911.20	684.89
2 to 3 Year	656.03	686.36
3 to 4 Year	820.85	496.57
4 to 5 Year	766.91	476.70
5 to 6 Year	677.38	257.53
6 Year onwards	1,447.12	2,278.09



NOTES TO STANDALONE FINANCIAL STATEMENT FOR THE YEAR ENDED 31<sup>ST</sup> MARCH, 2020 (Contd.)

v. Sensitivity Analysis of the defined benefit obligation:		(Rs. in Lakhs)	
	2019-20	2018-19	
<b>a) Impact of the change in discount rate</b>			
Present Value of Obligation at the end of the year	6,068.97	6,068.01	
a) Impact due to increase of 0.50 %	(124.13)	(121.85)	
b) Impact due to decrease of 0.50 %	129.29	126.80	
<b>b) Impact of the change in salary increase</b>			
Present Value of Obligation at the end of the year	6,068.97	6,068.01	
a) Impact due to increase of 0.50 %	97.04	106.41	
b) Impact due to decrease of 0.50 %	(99.78)	(107.90)	
Sensitivities due to mortality & withdrawals are not material & hence impact of change due to these not calculated.			
<b>vi. The assumptions employed for the calculations are tabulated below:</b>			
	As at March 31, 2020	As at March 31, 2019	
Discount rate	6.54% per annum	7.53% per annum	
Salary Growth Rate	6.00% per annum	6.00% per annum	
Mortality	IALM 2012-14	IALM 2006-08	
Withdrawal rate (Per Annum)	2.00% per annum	2.00% per annum	
<b>vii. Expected contribution for the next annual reporting period</b>		(Rs. in Lakhs)	
	2019-20	2018-19	
Service Cost	232.87	217.07	
Net Interest Cost	47.84	45.78	
Expected Expense for the next annual reporting period	280.71	262.85	
<b>viii. Major categories of plan assets (as percentage of total plan assets)</b>			
	As at March 31, 2020	As at March 31, 2019	
Funds Managed by Insurer	100%	100%	
<b>Total</b>	100%	100%	
<b>ix. Change in Fair Value of Plan Assets</b>		(Rs. in Lakhs)	
	As at March 31, 2020	As at March 31, 2019	
Fair value of plan assets at the beginning of the period	5,459.99	4,543.02	
Difference in Opening Fund	0.06	-	
Actual return on plan assets	358.00	362.79	
Less- FMC Charges	(8.89)	(10.44)	
Employer contribution	608.02	1,724.56	
Benefits paid	(1,079.65)	(1,159.94)	
Fair value of plan assets at the end of the period	5,337.53	5,459.99	
<b>III. Other Long Term Employee Benefits</b>			
<b>Leave Encashment</b>			
The scheme of leave encashment is unfunded. It is recognized in the books of the Company on the basis of actuarial valuation. The encashment of Earned Leave (EL) and Half-Pay Leave (HPL) benefits to the employees of the Company accrue annually at the rate of 30 days and 20 days respectively. While in service, EL is encashable subject to a maximum of 60 days once in a calendar year leaving minimum balance of 30 days. However, employees within one year of their superannuation are allowed encashment of EL twice in a calendar year subject to the proviso that 30 days EL should be in credit at all times. EL is also encashable subject to a maximum of 300 days on superannuation / death / resignation etc. HPL is encashable only on superannuation / death / resignation etc. up to a maximum of 300 days as per the Rules of the Company. An overall ceiling of encashment of EL and HPL for 300 days is prescribed at the time of superannuation / death / resignation, etc.			

**NOTES TO STANDALONE FINANCIAL STATEMENT FOR THE YEAR ENDED 31<sup>ST</sup> MARCH, 2020 (Contd.)**

<b>i. Expenses recognized in the statement of Income and Expenditure</b>			<b>(Rs. in Lakhs)</b>
	<b>2019-20</b>	<b>2018-19</b>	
Interest cost	185.76	194.39	
Service cost	114.85	105.80	
Net actuarial (gain)/loss recognized in the period	315.59	161.34	
Expenses recognized in the statement of Income and Expenditure	616.20	461.53	
<b>ii. The amount recognized in the Balance Sheet</b>			<b>(Rs. in Lakhs)</b>
	<b>As at March 31, 2020</b>	<b>As at March 31, 2019</b>	
Present value of the obligation at end of the year	2,412.77	2,466.94	
Net liability recognized in Balance Sheet and related analysis	2,412.77	2,466.94	
Unfunded Status	(2,412.77)	(2,466.94)	
<b>iii. Changes in the Present Value of Defined Benefit Obligations:</b>			<b>(Rs. in Lakhs)</b>
	<b>2019-20</b>	<b>2018-19</b>	
Present value of the obligation at the beginning of the year	2,466.94	2,557.76	
Interest cost	185.76	194.39	
Service cost	114.85	105.80	
Benefits paid	(670.37)	(552.35)	
Actuarial (gain)/loss from change in:			
-Demographic Assumption	0.27	-	
-Financial Assumption	113.28	8.01	
-Experience Assumption	202.04	153.33	
Present value of the obligation at the end of the year	2,412.77	2,466.94	
<b>iv. Maturity Profile:</b>			<b>(Rs. in Lakhs)</b>
Year	<b>As at March 31, 2020</b>	<b>As at March 31, 2019</b>	
0 to 1 Year	319.65	434.62	
1 to 2 Year	331.58	56.16	
2 to 3 Year	235.26	227.62	
3 to 4 Year	268.42	294.34	
4 to 5 Year	294.88	209.66	
5 to 6 Year	256.54	249.89	
6 Year onwards	706.43	994.65	
<b>v. Sensitivity Analysis of the defined benefit obligation:</b>			<b>(Rs. in Lakhs)</b>
	<b>2019-20</b>	<b>2018-19</b>	
<b>a) Impact of the change in discount rate</b>			
Present Value of Obligation at the end of the year	2,412.77	2,466.94	
a) Impact due to increase of 0.50 %	(72.61)	(56.15)	
b) Impact due to decrease of 0.50 %	75.97	58.73	
<b>b) Impact of the change in salary increase</b>			
Present Value of Obligation at the end of the year	2,412.77	2,466.94	
a) Impact due to increase of 0.50 %	76.01	59.31	
b) Impact due to decrease of 0.50 %	(73.08)	(57.20)	
Sensitivities due to mortality & withdrawals are not material & hence impact of change due to these not calculated.			

NOTES TO STANDALONE FINANCIAL STATEMENT FOR THE YEAR ENDED 31<sup>ST</sup> MARCH, 2020 (Contd.)

vi. Bifurcation of PBO at the end of year in current and non current		(Rs. in Lakhs)		
	2019-20	2018-19		
Current liability (Amount due within one year)	319.65	434.62		
Non-Current liability (Amount due over one year)	2,093.12	2,032.32		
<b>Total PBO at the end of year</b>	<b>2,412.77</b>	<b>2,466.94</b>		
vii. The assumptions employed for the calculations are tabulated below:		(Rs. in Lakhs)		
	As at March 31, 2020	As at March 31, 2019		
Discount rate	6.54% per annum	7.53% per annum		
Salary Growth Rate	6.00% per annum	6.00% per annum		
Mortality	IALM 2012-14	IALM 2006-08		
Withdrawal rate (Per Annum)	2.00% per annum	2.00% per annum		
<b>34.14 RELATED PARTY DISCLOSURES</b>				
<b>(a) INTEREST IN SUBSIDIARIES</b>				
Name of Companies	Principal Place of Operation	Principal Activities	Proportion Of Ownership Interest	
			31.03.2020	31.03.2019
Tamilnadu Trade Promotion Organisation (TNTPO)	India	Trade Promotion	51%	51%
Karnataka Trade Promotion Organisation (KTPO)	India	Trade Promotion	51%	51%
<b>(b) INTEREST IN JOINT VENTURE &amp; ASSOCIATE</b>				
Name of Company	Principal Place of Operation	Principal Activities	Proportion Of Ownership Interest	
			31.03.2020	31.03.2019
National Centre for Trade Information (NCTI)	India	Trade Information	50%	50%
Jammu & Kashmir Trade Promotion Organisation (JKTPO)	India	Trade Promotion	42.05%	44%
Name of Company	Principal Place of Operation	Principal Activities	Proportion Of Ownership Interest	
			31.03.2020	31.03.2019
National Centre for Trade Information (NCTI)	India	Trade Information	50%	50%
Jammu & Kashmir Trade Promotion Organisation (JKTPO)	India	Trade Promotion	42.05%	44%
<b>(c) LIST OF OTHER RELATED PARTIES</b>				
Name of Related Parties	Principal Place of Operation	Nature of relationship		
ITPO Employees Contributory Provident Fund Trust	India	Post -Employment Benefit Plan of ITPO		
ITPO Employees Group Gratuity Fund Trust	India	Post- Retirement Benefit Plan of ITPO		
ITPO Employees Defined Contribution Superannuation Trust	India	Post- Retirement Benefit Plan of ITPO		

**NOTES TO STANDALONE FINANCIAL STATEMENT FOR THE YEAR ENDED 31<sup>ST</sup> MARCH, 2020 (Contd.)**

				(Rs. In lakhs)	
(d)	<b>TRANSACTIONS WITH RELATED PARTIES</b>			<b>2019-20</b>	<b>2018-19</b>
	<b>Tamilnadu Trade Promotion Organisation</b>				
	Services received by the Company			173.25	208.60
	Services rendered by the Company			2.78	5.22
	<b>Karnataka Trade Promotion Organisation</b>				
	Services rendered by the Company			2.52	-
	<b>Jammu &amp; Kashmir Trade Promotion Organisation</b>				
	Investment made by the company			-	220.00
	<b>ITPO Employees Contributory Provident Fund Trust</b>				
	Contribution by the Company (including employees' contribution)			1,977.53	2,132.09
	<b>ITPO Employees Group Gratuity Fund Trust</b>				
	Contribution by the Company			608.02	1,724.56
	<b>ITPO Employees Defined Contribution Superannuation Trust</b>				
	Contribution by the Company (including employees' contribution)			453.58	1166.71
(e)	<b>OUTSTANDING BALANCES WITH RELATED PARTIES</b>			(Rs. In lakhs)	
	<b>Particulars</b>			<b>As at March 31, 2020</b>	<b>As at March 31, 2019</b>
(i)	<b>Balances with Subsidiaries</b>				
	<b>Tamilnadu Trade Promotion Organisation</b>				
	Payable by company			22.95	51.69
	Receivable by the company			-	1.98
	<b>Karnataka Trade Promotion Organisation</b>				
	Payable by company			-	2.27
	Receivable by the company			0.01	0.05
(ii)	<b>National Centre for Trade Information (NCTI- Joint Venture)</b>				
	Payable by company			14.20	14.20
	Receivable by the company			94.75	94.75
	Provision for Doubtful recoveries			94.75	93.11
(iii)	<b>Payable by Company</b>				
	ITPO Employees Contributory Provident Fund Trust			182.13	12.53
	ITPO Employees Group Gratuity Fund Trust			734.65	608.02
	ITPO Employees Defined Contribution Superannuation Trust			0.01	0.01

NOTES TO STANDALONE FINANCIAL STATEMENT FOR THE YEAR ENDED 31<sup>ST</sup> MARCH, 2020 (Contd.)

(f) KEY MANAGEMENT PERSONNEL					
Name		Relationship			
Sh. L C Goyal		Chairman & Managing Director			
Sh. Rajesh Agrawal (w.e.f. 28.08.2019)		Executive Director			
Sh. Deepak Kumar (w.e.f. 25.05.2017 till 19.06.2019)		Executive Director			
Sh. Rajneesh (w.e.f. 25.06.2019 till 27.08.2019)		Executive Director			
Shri P. Harish (w.e.f. 01.07.2019)		Nominee Director			
Smt. Nidhi Mani Tripathi (w.e.f. 28.08.2019)		Nominee Director			
Dr. Subhash Chandra Pandey (till 30.06.2019)		Nominee Director			
Sh. Shashank Priya (w.e.f. 28.08.2019)		Nominee Director			
Sh. Manoj K. Bharti (till 30.06.2019)		Nominee Director			
Smt. Alka Nangia Arora		Nominee Director			
Sh. Praveen Bonigala (till 21.06.2019)		Nominee Director			
Sh. P N Vijay (till 09.06.2019)		Independent Director			
Ms. V.G. Aravindanayagi (w.e.f. 30.10.2019)		Non-Official Director			
Rear Admiral (Retd.) R K Shrawat (w.e.f. 12.12.2019)		Non-Official Director			
Sh. D M Sharma		CFO			
Sh. S R Sahoo		Company Secretary			
Note: Related Parties and their relationship is as identified by the Company					
(g) COMPENSATION FOR KEY MANAGEMENT PERSONNEL					
Name Of Person		Designation	Salary & Allowances	Perks	Total Remuneration
					(Rs. In lakhs)
					2019-20
1	Sh. L C Goyal	Chairman & Managing Director	24.04	22.54	46.58
2	Sh. Deepak Kumar	Executive Director	14.00	-	14.00
3	Sh. Rajesh Agrawal	Executive Director	15.55	-	15.55
4	Ms. V. G. Aravindanayagi -Sitting Fees of Rs 0.60 lakhs (Refer Note 32)	Non-Official Director	-	-	-
5	Rear Admiral (Retd.) R K Shrawat - Sitting Fees of Rs 0.40 lakh (Refer Note 32)	Non-Official Director	-	-	-
6	Sh. D M Sharma	CFO	23.06	1.35	24.41
7	Sh. S R Sahoo	Company Secretary	22.18	1.11	23.29
					(Rs. In lakhs)
					2018-19
1	Sh. L C Goyal	Chairman & Managing Director	23.36	25.67	49.03
2	Sh. Deepak Kumar	Executive Director	29.28	1.39	30.67
3	Sh. P N Vijay- Sitting Fees of Rs. 2.40 lakh (Refer Note 32)	Independent Director	-	-	-
4	Sh. D M Sharma	CFO	31.07	-	31.07
5	Sh. S R Sahoo	Company Secretary	25.00	-	25.00

**NOTES TO STANDALONE FINANCIAL STATEMENT FOR THE YEAR ENDED 31<sup>ST</sup> MARCH, 2020 (Contd.)**

<b>34.15 CORPORATE SOCIAL RESPONSIBILITY</b>			
As per section 135 of the Companies Act, 2013, a Corporate Social Responsibility (CSR) committee has been constituted by the Company. The amount of Rs. 251.93 lakhs is payable towards CSR expenses based on average net profit (calculated as per section 198 of the Companies Act, 2013) of the preceding three financial years. The details of the amount spent/pending to be spent during the year is as under:			
(Rs. in lakhs)			
	<b>Amount spent in cash during the year ended 31 March, 2020</b>	<b>Amount yet to be paid in cash as at 31 March, 2020</b>	<b>Total Amount</b>
- Gross amount lying pending for the earlier year as at 01.04.2019			<b>231.35</b>
- Refund received which was earlier shown as spent amount			<b>55.42</b>
- Amount reversed earlier booked as expense			<b>57.40</b>
- Restated Gross amount lying pending for the earlier year as at 01.04.2019			<b>344.17</b>
- Gross amount required to be spent during the year			<b>251.93</b>
- Amount spent during the year			
a. Construction/ acquisition of assets		-	-
b. Contribution to various Government departments/ NGO/ Trust etc. for the following social sectors:			
- Sanitation	-	85.00	85.00
- Education	14.00	96.00	110.00
- Health	200.00	10.00	210.00
- Social Welfare	5.50	30.50	36.00
- Solar Energy	-	33.00	33.00
	<b>219.50</b>	<b>254.50</b>	<b>474.00</b>
- Gross amount lying pending (including for the earlier year) as at 31.3.2020			<b>122.10</b>

NOTES TO STANDALONE FINANCIAL STATEMENT FOR THE YEAR ENDED 31<sup>ST</sup> MARCH, 2020 (Contd.)

34.16 Financial Instruments - Fair Values Measurement and Financial Risk Management							
I Fair Value Measurements							
(Rs. in Lakhs)							
A.	Financial Instruments by Category	As at 31 March 2020		As at 31 March 2019			
		FVTPL	Amortised Cost	FVTPL	Amortised Cost		
	<b>Financial Assets</b>						
	<b>Non-current assets</b>						
	Investments	-	-	-	-	-	
	Loans	-	1,405.49	-	-	449.60	
	<b>Current assets</b>						
	Investments	59.75	-	80.33	-	-	
	Trade receivables	-	1,451.81	-	-	605.39	
	Cash and cash equivalents	-	4,825.10	-	-	5,669.31	
	Bank balances other than cash and cash equivalents	-	20,311.49	-	-	43,899.00	
	Loans	-	349.23	-	-	1,567.82	
	Other Financial assets	-	10,210.08	-	-	5,465.60	
		<b>59.75</b>	<b>38,553.20</b>	<b>80.33</b>		<b>57,656.72</b>	
	<b>Financial Liabilities</b>						
	<b>Non-current liabilities</b>						
	Borrowings	-	23,222.50	-	-	-	
	Lease liabilities	-	296.69	-	-	-	
	<b>Current Liabilities</b>						
	Trade payables	-	2,088.76	-	-	1,718.18	
	Lease liabilities	-	0.58	-	-	-	
	Other financial liabilities	-	5,395.46	-	-	3,491.02	
		-	<b>31,003.99</b>	-	-	<b>5,209.20</b>	
B.	<b>Fair Value Hierarchy</b>						
	This explains the judgements and estimates made in determining the fair values of the financial instruments that are:						
	(a) recognised and measured at fair value and						
	(b) measured at amortised cost and for which fair values are disclosed in the financial statements.						
	The Company uses the following hierarchy for determining and disclosing the fair value of financial instruments by valuation techniques:						
	Level 1 - Quoted prices (unadjusted) in active markets for identical assets or liabilities.						
	Level 2 - The fair value of financial instruments that are not traded in an active market is determined using valuation techniques which maximise the use of observable market data and rely as little as possible on entity-specific estimates. If all significant inputs required to fair value an instrument are observable, the instrument is included in Level-2.						
	Level 3 - Inputs for the assets or liabilities that are not based on observable market data (unobservable inputs).						
	To provide an indication about the reliability of the inputs used in determining fair value, the Company has classified its financial instruments into the three levels prescribed under the accounting standard. An explanation of each level is given in the table below.						
	<b>Financial assets and liabilities measured at fair value-recurring fair value measurements</b>						
	(Rs. in Lakhs)						
		As at 31 March 2020			As at 31 March 2019		
		Level 1	Level 2	Level 3	Level 1	Level 2	Level 3
	<b>Financial Assets measured at FVTPL</b>						
	Investments in Mutual Funds	59.75	-	-	80.33	-	-
	<b>Total Financial Assets</b>	<b>59.75</b>	-	-	<b>80.33</b>	-	-



**NOTES TO STANDALONE FINANCIAL STATEMENT FOR THE YEAR ENDED 31<sup>ST</sup> MARCH, 2020 (Contd.)**

<b>Assets and liabilities which are measured at amortised cost for which fair values are disclosed</b>						
(Rs. in Lakhs)						
	As at 31 March 2020			As at 31 March 2019		
	Level 1	Level 2	Level 3	Level 1	Level 2	Level 3
<b>Financial Assets</b>						
<b>Non-current assets</b>						
Investments	-	-	-	-	-	-
Loans	-	-	1,405.49	-	-	449.60
<b>Current assets</b>						
a) Trade Receivables	-	-	1,451.81	-	-	605.39
b) Cash and Cash Equivalents	-	-	4,825.10	-	-	5,669.31
c) Bank Balances other than Cash and Cash Equivalents	-	-	20,311.49	-	-	43,899.00
d) Loans	-	-	349.23	-	-	1,567.82
e) Other Financial assets	-	-	10,210.08	-	-	5,465.60
	-	-	<b>38,553.20</b>	-	-	<b>57,656.72</b>
<b>Financial Liabilities</b>						
<b>Non-current liabilities</b>						
Borrowings	-	-	23,222.50	-	-	-
Lease liabilities	-	-	296.69	-	-	-
<b>Current Liabilities</b>						
Trade payables	-	-	2,088.76	-	-	1,718.18
Lease liabilities	-	-	0.58	-	-	-
Other financial liabilities	-	-	5,395.46	-	-	3,491.02
<b>Total Financial Liabilities</b>	-	-	<b>31,003.99</b>	-	-	<b>5,209.20</b>
<b>C. Fair Value of financial assets and financial liabilities measured at amortised cost:</b>	(Rs. in Lakhs)					
	As at 31 March 2020		As at 31 March 2019			
	Carrying Value	Fair Value	Carrying Value	Fair Value		
<b>Financial Assets</b>						
<b>Non-current assets</b>						
Investments	-	-	-	-	-	-
Loans	1,405.49	1,405.49	449.60	449.60	449.60	449.60
<b>Current assets</b>						
a) Trade Receivables	1,451.81	1,451.81	605.39	605.39	605.39	605.39
b) Cash and Cash Equivalents	4,825.10	4,825.10	5,669.31	5,669.31	5,669.31	5,669.31
c) Bank Balances other than Cash and Cash Equivalents	20,311.49	20,311.49	43,899.00	43,899.00	43,899.00	43,899.00
d) Loans	349.23	349.23	1,567.82	1,567.82	1,567.82	1,567.82
e) Other Financial assets	10,210.08	10,210.08	5,465.60	5,465.60	5,465.60	5,465.60
	<b>38,553.20</b>	<b>38,553.20</b>	<b>57,656.72</b>	<b>57,656.72</b>	<b>57,656.72</b>	<b>57,656.72</b>
<b>Financial Liabilities</b>						
<b>Non-current liabilities</b>						
Borrowings	23,222.50	23,222.50	-	-	-	-
Lease liabilities	296.69	296.69	-	-	-	-
<b>Current Liabilities</b>						
Trade Payables	2,088.76	2,088.76	1,718.18	1,718.18	1,718.18	1,718.18
Lease liabilities	0.58	0.58	-	-	-	-
Other Current Financial Liabilities	5,395.46	5,395.46	3,491.02	3,491.02	3,491.02	3,491.02
	<b>31,003.99</b>	<b>31,003.99</b>	<b>5,209.20</b>	<b>5,209.20</b>	<b>5,209.20</b>	<b>5,209.20</b>
<p>The carrying amounts of trade receivables, trade payables, cash and cash equivalents, other bank balances, other current financial assets and financial liabilities are considered to be the same as their fair value, due to their short term nature.</p> <p>The fair value of loans were calculated based on cash flows using MCLR/ base rate of SBI. They are classified as level 3 fair values in their fair value hierarchy due to the inclusion of unobservable inputs including counterparty credit.</p>						



NOTES TO STANDALONE FINANCIAL STATEMENT FOR THE YEAR ENDED 31<sup>ST</sup> MARCH, 2020 (Contd.)

Foreign Currency	Note no.	Currency Symbol	As at 31st March, 2020		As at 31st March, 2019	
			FC	INR	FC	INR
			(Rs. In Lakhs)			
<b>II Financial risk management</b>						
The Company's principal financial liabilities comprise trade and other payables. The Company's principal financial assets include trade and other receivables, and cash and short-term deposits that derive directly from its operations. The Company also holds investment in mutual funds. The Company's activities expose it to some of the financial risks: market risk, credit risk and liquidity risk.						
<b>a) Market Risk</b>						
Market risk is the risk that the fair value of future cash flows of a financial instrument will fluctuate because of changes in market prices. Market risk comprises Foreign Currency Risk and Interest rate risk. Financial instruments affected by market risk includes trade receivables and trade payables.						
<b>(i) Foreign Currency Risk</b>						
The company operated internationally and is exposed to insignificant foreign currency risk arising from foreign currency transactions, Company does not hedge any foreign currency risk for foreign currency transactions.						
<b>Foreign currency exposures that are not hedged by derivative instruments are given below:</b>						
(Rs. In Lakhs)						
<b>Assets</b>						
<b>CASH &amp; CASH EQUIVALENTS</b>						
<b>Balances with Banks- Current &amp; Savings account</b>						
Yen	12	¥	7.9215	5.42	7.9215	5.01
United States Dollar		\$	0.0605	4.53	0.0605	4.21
<b>Cash on hand (Refer Note 12.2)</b>						
Euro		€	0.0076	0.60	-	-
Peruvian Soles		S/.	0.0015	0.03	-	-
United States Dollar		\$	0.0176	1.27	0.0691	4.89
Russian Ruble			-	-	0.0016	0.00
Turkish Lira			-	-	0.0148	0.18
Honkong Dollar		HK\$	0.0001	0.00	-	-
Canadian Dollar		C\$	0.0000	0.00	-	-
<b>OTHER CURRENT FINANCIAL ASSETS</b>						
<b>Due From Indian Mission Abroad</b>						
United States Dollar	15	\$	0.1304	9.7439	0.1063	7.31
Canadian Dollar		C\$	0.0067	0.3512	-	-
<b>OTHER CURRENT ASSETS</b>						
<b>Advances to vendors</b>						
Yen	17	¥	35.7991	24.49	35.7991	22.07
Euro		€	0.9083	74.30	0.0423	3.25
Euro		€	-	-	0.0020	0.15
United States Dollar		\$	0.2981	22.27	0.1832	12.60
United States Dollar		\$	-	-	0.5950	40.92
Canadian Dollar		C\$	0.0192	1.01	-	-
<b>Liabilities</b>						
<b>TRADE PAYABLES</b>						
Euro	23	€	0.0816	6.91	0.0070	0.55
Yen		¥	4.3092	3.05	67.6306	42.81
United States Dollar		\$	0.0117	0.89	-	-
<b>Net Assets (in INR)</b>			<b>133.16</b>		<b>57.24</b>	



**NOTES TO STANDALONE FINANCIAL STATEMENT FOR THE YEAR ENDED 31<sup>ST</sup> MARCH, 2020 (Contd.)**

<b>ii) Interest Rate Risk</b>						
Interest rate risk is the risk that the fair value of future cash flows of a financial instruments will fluctuate because of change in market interest rate. The company manages its interest risk in accordance with the company's policies and risk objective. Financial instruments affected by interest rate risk includes deposits with banks and Inter corporate deposits with NBFC's etc. Interest rate risk on these financial instruments are very low as interest rate is fixed for the period of financial instruments.						
<b>b) Credit risk</b>						
Credit risk is the risk of financial loss to the Company if a customer or counterparty to a financial instrument fails to meet its contractual obligations, and arises principally from the Company's receivables from customers and investment. Credit risk arises from cash held with banks and financial institutions, as well as credit exposure to clients, including outstanding accounts receivable. The maximum exposure to credit risk is equal to the carrying value of the financial assets. The objective of managing counterparty credit risk is to prevent losses in financial assets. The Company assesses the credit quality of the counterparties, taking into account their financial position, past experience and other factors.						
<b>(i) Provision for Expected Credit Losses</b>						
<b>As at 31st March 2020</b>						
a) Expected Credit Loss for Trade Receivables under simplified Approach						
<b>Ageing</b>	<b>&lt; 6 M</b>	<b>&gt; 6 &lt; 12</b>	<b>&gt; 12 &lt; 24</b>	<b>&gt; 24 &lt; 36</b>	<b>&gt; 36</b>	<b>Total</b>
Gross Carrying Amount	1,110.67	84.17	135.14	66.17	989.15	2,385.30
Expected Credit rate	0.76%	1.21%	1.60%	5.68%	92.82%	39.14%
Expected Credit losses (Less: Provision allowance)	(8.39)	(1.02)	(2.16)	(3.76)	(918.16)	(933.49)
<b>Gross Carrying Amount of Trade Receivables</b>	<b>1,102.28</b>	<b>83.15</b>	<b>132.98</b>	<b>62.41</b>	<b>70.99</b>	<b>1,451.81</b>
b) Expected Credit Loss for loans and investments						
(Rs. In Lakhs)						
<b>Particulars</b>		<b>Assets Group</b>	<b>Carrying Value</b>	<b>Expected Probability of Default</b>	<b>Expected credit Loss</b>	<b>Carrying Amount Net of Expected credit Loss</b>
Loss allowance measured at life time ECL	Financial assets for which credit risk has increased and not credit impaired	Grant Recoverable from Government of India	1,004.63	0.10%	1.00	1,003.63
		Dues in Respect of Deposit Work	70.15	100.00%	70.15	-
			<b>1,074.78</b>	<b>6.62%</b>	<b>71.15</b>	<b>1,003.63</b>
<b>As at 31st March 2019</b>						
a) Expected Credit Loss for Trade Receivables under simplified Approach						
(Rs. In Lakhs)						
<b>Ageing</b>	<b>&lt; 6 M</b>	<b>&gt; 6 &lt; 12</b>	<b>&gt; 12 &lt; 24</b>	<b>&gt; 24 &lt; 36</b>	<b>&gt; 36</b>	<b>Total</b>
Gross Carrying Amount	362.15	30.90	102.47	58.39	1,143.56	1,697.47
Expected Credit rate	2.97%	0.00%	4.68%	14.49%	93.40%	64.34%
Expected Credit losses (Less: Provision allowance)	(10.76)	-	(4.80)	(8.46)	(1,068.06)	(1,092.08)
<b>Gross Carrying Amount of Trade Receivables</b>	<b>351.39</b>	<b>30.90</b>	<b>97.67</b>	<b>49.93</b>	<b>75.50</b>	<b>605.39</b>
b) Expected Credit Loss for loans and investments						
(Rs. In Lakhs)						
<b>Particulars</b>		<b>Assets Group</b>	<b>Carrying Value</b>	<b>Expected Probability of Default</b>	<b>Expected credit Loss</b>	<b>Carrying Amount Net of Expected credit Loss</b>
Loss allowance measured at life time ECL	Financial assets for which credit risk has increased and not credit impaired	Grant Recoverable from Government of India	911.34	0.11%	1.00	910.34
		Dues in Respect of Deposit Work	91.75	100.00%	91.75	-
			<b>1,003.09</b>	<b>9.25%</b>	<b>92.75</b>	<b>910.34</b>

**NOTES TO STANDALONE FINANCIAL STATEMENT FOR THE YEAR ENDED 31<sup>ST</sup> MARCH, 2020 (Contd.)**

<b>c) Liquidity risk</b>				
Liquidity risk is the risk that the Company will not be able to settle or meet its financial obligations as they become due. The Company manages its liquidity risk by ensuring, as far as possible, that it will always have sufficient liquidity to meet its liabilities when due.				
The Company's finance division is responsible for liquidity, funding as well as settlement management. In addition, processes and policies related to such risks are overseen by senior management.				
The working capital position of the Company is given below:				
<b>(Rs. In Lakhs)</b>				
<b>Particulars</b>	<b>As at 31-03-20</b>		<b>As at 31-03-19</b>	
<b>i) Financial Assets</b>				
a) Investments	59.75		80.33	
b) Trade Receivables	1,451.81		605.39	
c) Cash and Cash Equivalents	4,825.10		5,669.31	
d) Bank Balances other than Cash and Cash Equivalents	20,311.49		43,899.00	
e) Loans	349.23		1,567.82	
f) Other Financial assets	10,210.08	37,207.46	5,465.60	57,287.45
<b>ii) Financial Liabilities</b>				
<b>Financial Liabilities</b>				
a) Trade Payables	2,088.76		1,718.18	
b) Lease liabilities	0.58		-	
c) Other Financial Liabilities	5,395.46	7,484.80	3,491.02	5,209.20
<b>Net Working Capital</b>		<b>29,722.66</b>		<b>52,078.25</b>
<b>34.17 Capital Management</b>	For the purpose of the Company's capital management, capital includes issued equity capital, capital grant from Government of India and retained earnings treated as other equity.			



**NOTES TO STANDALONE FINANCIAL STATEMENT FOR THE YEAR ENDED 31<sup>ST</sup> MARCH, 2020 (Contd.)**

<b>34.18 Segment reporting for the year ended 31st March 2020</b>				
The operating segments are identified on the basis of internal reports used by the Company's Management to allocate resources and assess their performance for decision making. The Board of Directors is collectively the Company's "Chief Operating Decision Maker" (CODM) within the meaning of Ind AS 108.				
<b>(Rs. In Lakhs)</b>				
	<b>Trade promotion activities in India</b>	<b>Trade promotion activities Abroad</b>	<b>Unallocated</b>	<b>Total</b>
<b>Revenue-External</b>	16,964.41	3,614.35	4,864.70	25,443.46
	(15333.41)	(3193.14)	(2305.83)	(20832.38)
Inter-segment	-	-	-	-
Total Expenses	13,372.46	2,848.38	2,517.58	18,738.42
	(12932.08)	(5067.8)	(1716.4)	(19716.28)
Segment result	3,591.95	765.97	2,347.12	6,705.04
	(2401.330)	(-1874.66)	(589.43)	(1116.10)
Interest/Dividend income	-	-	2,016.37	2,016.37
	-	-	(6211.70)	(6211.70)
Surplus before taxation	-	-	-	<b>8,721.41</b>
	-	-	-	(7327.80)
Excess of income over expenditure	-	-	-	8,721.41
	-	-	-	(7327.80)
<b>Other information</b>				
Investment in Joint Ventures & Associates	303.55	-	-	303.55
	(303.26)	-	-	(303.26)
Segment assets	191,778.21	1,207.46	58,327.67	251,313.34
	(152956.82)	(1091.81)	(67897.66)	(221946.29)
Segment liabilities	10,789.54	232.61	27,841.49	38,863.64
	(10768.57)	(146.81)	(7295.85)	(18211.23)
Capital expenditure	35,019.78	-	-	35,019.78
	(104980.95)	-	-	(104980.95)
Depreciation & Amortisation	199.84	-	-	199.84
	(188.63)	-	-	(188.63)

**NOTE:**

- (a) The unallocated expenditure includes 10% of establishment and office expenses. The balance is apportioned among the segments on the basis of their respective revenues.
- (b) The unallocated assets and liabilities include those which are not possible to be appropriately identified to a specific segment.
- (c) Figures in brackets in the Segment Report relate to the previous year.

**Information about major customers (from external customers)**

The Company does not derive any revenue from external customers which amounts to 10 percent or more of the Company's revenues.

<b>34.19 EARNINGS PER SHARE</b>	<b>As at March 31, 2020</b>	<b>As at March 31, 2019</b>
Surplus for the year (Rs. in lakhs)	9,199.58	7,598.37
Equity shares (Nos.)	25,000	25,000
Nominal value per share (Rs.)	100.00	100.00
Earnings per share (Basic/ Diluted) (Rs. in lakhs)	0.37	0.30

NOTES TO STANDALONE FINANCIAL STATEMENT FOR THE YEAR ENDED 31<sup>ST</sup> MARCH, 2020 (Contd.)

34.20 Prior Period Adjustments			
			(Rs in Lakhs)
Particulars	Nature of error		Amount
Opening Retained Earning as on 01.04.2018			195,337.39
Adjustments			-
<b>Restated Opening Retained Earning as on 01.04.2018</b>			<b>195,337.39</b>
Restated Excess of Income over expenditure for the period from continuing operations for year ended 2018-19			7,598.37
Other Comprehensive Income during 2018-19			(270.57)
<b>Restated Opening Retained Earnings as on 31.3.2019</b>			<b>202,665.19</b>
<b>Restated Excess of Income over expenditure for the year ended 31-03-2019</b>			(Rs in Lakhs)
Particulars	Nature of error		For Year ended 31st March 2019
<b>Impact on statement in Income &amp; Expenditure (increase/(decrease) in profit)</b>			<b>7,334.57</b>
Excess of Income over expenditure for the period from continuing operations			
<b>OTHER EXPENSES</b>			
Publicity	omission	(5.09)	
Legal & Professional Charges	omission	(0.16)	
Repairs, Renewals & Maintenance	omission	(1.52)	
			(6.77)
Net Impact on Income & expenditure			(6.77)
<b>Restated Excess of Income over expenditure for the period from continuing operations</b>			<b>7,327.80</b>
<b>Impact of Prior period errors on Equity and EPS</b>			(Rs in Lakhs)
Particulars		As at March 31, 2020	As at March 31, 2019
<b>Impact on Equity (increase/(decrease) in equity)</b>			
OTHER FINANCIAL LIABILITIES			
Other Payables		(6.77)	
<b>Net Impact on Equity</b>		<b>(6.77)</b>	<b>-</b>
<b>Impact on basic and diluted earnings per share (EPS) (increase/(dec rease) in EPS)</b>			
Particulars			For Year ended 31st March 2019
<b>Earnings per share for continuing operation</b>			
Basic, profit from continuing operations attributable to equity holders			(0.00)
Diluted, profit from continuing operations attributable to equity holders			(0.00)
34.21 PREVIOUS YEAR FIGURES			
Previous year's figures have been regrouped/ rearranged/ recast, wherever considered necessary, to correspond with the current year figures.			

Sd/-  
(S.R.Sahoo)  
Company Secretary  
M. No. F5595

Sd/-  
(D.M.Sharma)  
Chief Financial Officer  
M. No. 084838

Sd/-  
(Rajesh Agrawal)  
Executive Director  
DIN:00242334

Sd/-  
(L.C.Goyal)  
Chairman & Managing Director  
DIN: 02389348

As per our Report of even date attached  
**For S P Chopra & Co.**  
Chartered Accountants  
Firm Regn. No. 000346N  
Sd/-  
**Ankur Goyal**  
Partner  
Membership No. 099143

Place: New Delhi  
Dated: 22.09.2020



# Consolidated Accounts

CONSOLIDATED BALANCE SHEET AS AT 31<sup>ST</sup> MARCH, 2020

(Rs. in Lakhs)

Particulars	Note No.	As at 31st March 2020	As at 31st March 2019
<b>ASSETS</b>			
<b>Non-current Assets</b>			
Property, Plant and Equipment	3	7,629.98	8,104.65
Right of use Assets	35.13	1,286.47	-
Capital work in progress	3	168,405.10	133,130.30
Other Intangible Assets	4	9.41	40.38
Investments in Joint Venture/ Associate	5	302.14	308.94
Financial Assets			
Investments	6	-	-
Loans	7	361.28	449.60
Non-current tax assets	8	24,071.53	31,206.44
Other non-current assets	9	18,807.04	5,178.20
<b>Current Assets</b>			
Financial Assets			
Investments	10	59.75	80.33
Trade receivables	11	1,463.87	950.42
Cash and cash equivalents	12	5,143.89	8,059.56
Bank balances other than cash and cash equivalents	13	48,552.77	68,077.15
Loans	14	1,402.33	1,642.72
Other Financial assets	15	10,928.11	6,213.76
Current tax assets	16	8,704.41	-
Other Current Assets	17	2,091.23	1,629.95
<b>Total ASSETS</b>		<b>299,219.31</b>	<b>265,072.40</b>
<b>EQUITY AND LIABILITIES</b>			
<b>Equity</b>			
Equity Share Capital	18	25.00	25.00
Other Equity	19	235,136.04	224,462.19
Non- Controlling Interests	20	22,802.54	20,917.68
<b>Liabilities</b>			
<b>Non-current liabilities</b>			
Financial Liabilities			
Borrowings	21	23,222.50	-
Lease liabilities	35.13	1,380.55	-
Non-current Provisions	22	2,154.92	2,067.40
Other non-current liabilities	23	817.53	939.65
<b>Current Liabilities</b>			
Financial liabilities			
Trade payables	24		
- Total outstanding dues of Micro Enterprises and Small Enterprises		31.28	2.69
- Total outstanding dues of Creditors other than Micro Enterprises and Small Enterprises		2,163.07	1,956.31
Lease liabilities	35.13	0.58	-
Other financial liabilities	25	5,706.59	3,901.36
Other current liabilities	26	4,535.80	6,307.75
Current Provisions	27	1,242.91	4,492.37
<b>Total Equity and Liabilities</b>		<b>299,219.31</b>	<b>265,072.40</b>

'Significant Accounting Policies' and 'Notes'- 1 to 35 form an integral part of the Financial Statements

Sd/-

(S.R.Sahoo)

Company Secretary  
M. No. F5595

Sd/-

(D.M.Sharma)

Chief Financial Officer  
M. No. 084838

Sd/-

(Rajesh Agarwal)

Executive Director  
DIN:00242334

Sd/-

(L.C.Goyal)

Chairman & Managing Director  
DIN: 02389348

As per our Report of even date attached

For S P Chopra & Co.  
Chartered Accountants  
Firm Regn. No. 000346N

Sd/-

Ankur Goyal

Partner

Membership No. 099143

Place: New Delhi  
Dated: 22.09.2020

**CONSOLIDATED INCOME & EXPENDITURE AS AT 31<sup>ST</sup> MARCH, 2020**

(Rs. in Lakhs)

Particulars	Note No.	Year ended 31st March 2020	Year ended 31st March 2019
<b>Income</b>			
Revenue from Operations	28	24,704.23	22,589.30
Other Income	29	5,757.55	9,349.94
<b>Total Income</b>		<b>30,461.78</b>	<b>31,939.24</b>
<b>Expenditure</b>			
Employee benefits expense	30	10,407.64	11,163.99
Depreciation and amortization expense	31	721.40	652.44
Finance Cost	32	37.40	13.99
Other expenses	33	9,078.99	9,943.21
<b>Total Expenditure</b>		<b>20,245.43</b>	<b>21,773.63</b>
<b>Excess of Income over Expenditure before exceptional items and tax</b>		10,216.35	10,165.61
Exceptional Items	34	3,264.00	1,694.92
<b>Excess of Income over Expenditure before tax</b>		13,480.35	11,860.53
Tax expense	35.16	411.25	-
<b>Excess of Income over Expenditure before share of net income of investments accounted for using equity method and tax</b>		13,069.10	11,860.53
Add: Share of net income of joint venture accounted for using equity method		(5.58)	(62.07)
<b>Surplus for the year</b>		<b>13,063.52</b>	<b>11,798.46</b>
<b>Other Comprehensive Income</b>			
(i) Items that will not be reclassified to Income & Expenditure:			
Remeasurement gain/ (loss) on defined benefit plans	35.14 (II)	(480.14)	(271.45)
Share of Other Comprehensive Income of Joint Venture accounted for using the equity method		(1.21)	(1.57)
<b>Other comprehensive Income/ Loss for the year (A)</b>		<b>(481.35)</b>	<b>(273.02)</b>
<b>Total comprehensive income for the year</b>		<b>12,582.17</b>	<b>11,525.44</b>
<b>Income attributable to</b>			
Owners of Parent		11,166.20	9,745.51
Non-Controlling Interest		1,897.32	2,052.95
		<b>13,063.52</b>	<b>11,798.46</b>
<b>Other Comprehensive Income attributable to</b>			
Owners of Parent		(480.39)	(272.59)
Non-Controlling Interest		(0.96)	(0.43)
		<b>(481.35)</b>	<b>(273.02)</b>
<b>Total Comprehensive Income attributable to</b>			
Owners of Parent		10,685.81	9,472.92
Non-Controlling Interest		1,896.36	2,052.52
		<b>12,582.17</b>	<b>11,525.44</b>
Earnings per equity share (Face Value of Rs.100/- each)	35.15		
(1) Basic		0.45	0.39
(2) Diluted		0.45	0.39

'Significant Accounting Policies' and 'Notes'- 1 to 35 form an integral part of the Financial Statement

Sd/-  
(S.R.Sahoo)  
Company Secretary  
M. No. F5595

Sd/-  
(D.M.Sharma)  
Chief Financial Officer  
M. No. 084838

Sd/-  
(Rajesh Agarwal)  
Executive Director  
DIN:00242334

Sd/-  
(L.C.Goyal)  
Chairman & Managing Director  
DIN: 02389348

As per our Report of even date attached

**For S P Chopra & Co.**  
Chartered Accountants  
Firm Regn. No. 000346N

Sd/-  
**Ankur Goyal**  
Partner  
Membership No. 099143

Place: New Delhi  
Dated: 22.09.2020



**CONSOLIDATED STATEMENT OF CHANGES IN EQUITY FOR THE YEAR ENDED 31<sup>ST</sup> MARCH, 2020**

<b>A. Equity Share Capital (Refer note. 18)</b>							
<b>For the year ended 31st March 2020</b>							
<b>(Rs in Lakhs)</b>							
<b>Particulars</b>		<b>No. of shares</b>		<b>Amount</b>			
Balance as at 1 April 2019		25,000		25.00			
Changes in equity share capital during the year		-		-			
<b>Balance as at 31 March 2020</b>		<b>25,000</b>		<b>25.00</b>			
<b>For the year ended 31st March 2019</b>							
<b>(Rs in Lakhs)</b>							
<b>Particulars</b>		<b>No. of shares</b>		<b>Amount</b>			
Balance as at 1 April 2018		25,000		25.00			
Changes in equity share capital during the year		-		-			
<b>Balance as at 31 March 2019</b>		<b>25,000</b>		<b>25.00</b>			
<b>B. Other Equity (Refer note no. 19 &amp; 20)</b>							
<b>For the year ended 31st March 2020</b>							
<b>(Rs. in Lakhs)</b>							
<b>Particulars</b>	<b>Retained Earnings</b>	<b>Capital Reserve</b>		<b>Capital Grant from Government of India</b>	<b>Total equity attributable to owners of the parent</b>	<b>Non-controlling Interests</b>	<b>Total</b>
		<b>Promoter's Contribution for KTPO</b>	<b>Others</b>				
Balance as at 1st April 2019	222,149.47	1,020.00	18.10	1,274.62	224,462.19	20,917.68	245,379.87
<b>Restated Balance as at 1st April 2019</b>	<b>222,149.47</b>	<b>1,020.00</b>	<b>18.10</b>	<b>1,274.62</b>	<b>224,462.19</b>	<b>20,917.68</b>	<b>245,379.87</b>
Surplus/ (Deficit) for the year	11,166.20	-	-	-	11,166.20	1,897.32	13,063.52
Other Comprehensive Income/(Loss) for the year	(480.39)	-	-	-	(480.39)	(0.96)	(481.35)
<b>Total Comprehensive Income</b>	<b>10,685.81</b>	<b>-</b>	<b>-</b>	<b>-</b>	<b>10,685.81</b>	<b>1,896.36</b>	<b>12,582.17</b>
Grant received from TIES during the year	-	-	-	29.74	29.74	28.56	58.30
Amortisation of Grant received from ASIDE	-	-	-	(41.70)	(41.70)	(40.07)	(81.77)
<b>Balance as at 31st March 2020</b>	<b>232,835.28</b>	<b>1,020.00</b>	<b>18.10</b>	<b>1,262.66</b>	<b>235,136.04</b>	<b>22,802.53</b>	<b>257,938.57</b>

For the year ended 31st March 2019							(Rs. in Lakhs)
Particulars	Retained Earnings	Capital Reserve		Capital Grant from Government of India	Total equity attributable to owners of the parent	Non-controlling Interests	Total
		Promoter's Contribution for KTPO	Others				
Balance as at 1st April 2018	212,899.24	1,020.00	18.10	1,281.58	215,218.92	18,696.31	233,915.23
Transfer to NCI	(198.64)				(198.64)	198.64	-
Changes in accounting policy or prior period errors (Refer Note 35.27)	(24.05)	-	-	-	(24.05)	(23.11)	(47.16)
<b>Restated Balance as at 1st April 2018</b>	<b>212,676.55</b>	<b>1,020.00</b>	<b>18.10</b>	<b>1,281.58</b>	<b>214,996.23</b>	<b>18,871.84</b>	<b>233,868.07</b>
Surplus/ (Deficit) for the year	9,745.51	-	-	-	9,745.51	2,052.95	11,798.46
Other Comprehensive Income/(Loss) for the year	(272.59)	-	-	-	(272.59)	(0.43)	(273.02)
<b>Total Comprehensive Income</b>	<b>9,472.92</b>	<b>-</b>	<b>-</b>	<b>-</b>	<b>9,472.92</b>	<b>2,052.52</b>	<b>11,525.44</b>
Grant received from TIES	-	-	-	34.74	34.74	33.38	68.12
Amortisation of Grant received from ASIDE	-	-	-	(41.70)	(41.70)	(40.06)	(81.76)
<b>Balance as at 31st March 2019</b>	<b>222,149.47</b>	<b>1,020.00</b>	<b>18.10</b>	<b>1,274.62</b>	<b>224,462.19</b>	<b>20,917.68</b>	<b>245,379.86</b>

'Significant Accounting Policies' and 'Notes'- 1 to 35 form an integral part of the Financial Statement

**Sd/-**  
**(S.R.Sahoo)**  
Company Secretary  
M. No. F5595

**Sd/-**  
**(D.M.Sharma)**  
Chief Financial Officer  
M. No. 084838

**Sd/-**  
**(Rajesh Agarwal)**  
Executive Director  
DIN:00242334

**Sd/-**  
**(L.C.Goyal)**  
Chairman & Managing Director  
DIN: 02389348

As per our Report of even date attached  
**For S P Chopra & Co.**  
Chartered Accountants  
Firm Regn. No. 000346N  
**Sd/-**  
**Ankur Goyal**  
Partner  
Membership No. 099143

Place: New Delhi  
Dated: 22.09.2020

CONSOLIDATED CASH FLOWS STATEMENT FOR THE YEAR ENDED 31<sup>ST</sup> MARCH, 2020

(Rs in Lakhs)

A	Particulars	Year ended 31st March 2020		Year ended 31st March 2019	
	<b>CASH FLOW FROM OPERATING ACTIVITIES</b>				
	Excess of income over expenditure before tax		13,474.77		11,798.46
	<b>Adjustments For:</b>				
	Other Comprehensive Income	(481.35)		(273.02)	
	Depreciation and Amortisation Expenses	721.40		652.44	
	Loss/ (Profit) on Sale of PPE	(6.83)		(16.02)	
	Interest & Dividend Income	(4,285.65)		(8,124.53)	
	Finance cost on Lease	23.57		-	
	Provisions	92.21		131.16	
	Provisions/ Liabilities no longer required, written back	(479.17)		(580.10)	
	Fair value (gain)/ loss on Financial Investment	26.20		4.36	
	Amortisation of Govt Grant	(81.77)		(81.76)	
	Share of Net Profit/loss of Joint Venture & Associates accounted for using equity method	6.80	(4,464.59)	63.64	(8,223.84)
	<b>Operating Profit before working capital changes</b>		9,010.18		3,574.62
	<b>Less: Net Increase (decrease) in Working Capital:</b>				
	Increase/ (Decrease) in Non-Current Financial Loans	(88.32)		(71.62)	
	Increase/ (Decrease) in Non-Current Tax Assets	(7,134.91)		3,196.86	
	Increase/ (Decrease) in Non-Current Assets	375.52		581.85	
	Increase/ (Decrease) in Trade Receivables	513.45		(132.55)	
	Increase/ (Decrease) in Bank Balance other than Cash and Cash Equivalents	(19,524.38)		(48,035.49)	
	Increase/ (Decrease) in Current Loans	(240.39)		(546.46)	
	Increase/ (Decrease) in Other Current Financial Assets	4,806.56		(25,119.52)	
	Increase/ (Decrease) in Current Tax Assets	8,704.41		-	
	Increase/ (Decrease) in Other Current Assets	461.28		298.88	
	(Increase)/ Decrease in Lease Liabilities	(80.23)		-	
	(Increase)/ Decrease in Non-Current Provisions	(87.52)		154.00	
	(Increase)/ Decrease in Other Non-Current Liabilities	122.12		(124.00)	
	(Increase)/ Decrease in Trade Payables	(235.35)		(78.18)	
	(Increase)/ Decrease in Other Current Financial Liabilities	(1,805.23)		262.47	
	(Increase)/ Decrease in Other Current Liabilities	1,771.95		(1,955.38)	
	(Increase)/ Decrease in Current Provisions	3,249.46		3,729.25	
	Provisions/ Liabilities no longer required, written back	(479.17)	(9,670.76)	(388.71)	(68,228.60)
	<b>Less: Tax expense</b>		411.25		-
	<b>Net cash from Operating Activities [A]</b>		<b>18,269.69</b>		<b>71,803.22</b>
B	<b>CASH FLOW FROM INVESTING ACTIVITIES</b>				
	Investment in Associates		-		(220.00)
	Capital Advance for IECC Project		(46,195.64)		(72,487.55)
	Capital Expenditure (WIP)		(1,616.50)		-
	Purchase of PPE/ Other Intangible Assets		(178.70)		(2,733.26)
	Sale of PPE		7.35		56.42
	Investments & Intercorporate Deposits		(5.62)		(5.94)
	Interest & Dividend Income		4,285.65		8,124.53
	<b>Net cash from Investing Activities [B]</b>		<b>(43,703.46)</b>		<b>(67,265.80)</b>



<b>C</b>	<b>CASH FLOW FROM FINANCING ACTIVITIES</b>			
	Repayment of Borrowings		-	(605.00)
	Borrowings		23,222.50	-
	Interest earned on DSRA		5.48	
	Interest cost		(744.61)	-
	Govt. grant received		58.30	68.12
	Finance cost on lease		(23.57)	-
	<b>Net cash from Financing Activities [C]</b>		<b>22,518.10</b>	<b>(536.88)</b>
	<b>Net Increase / Decrease in Cash and Cash equivalents [A+B+C]</b>		<b>(2,915.67)</b>	<b>4,000.54</b>
	Cash and Cash equivalents at the beginning of the year		8,059.56	4,059.02
	Cash and Cash equivalents at the end of the year		<b>5,143.89</b>	<b>8,059.56</b>
	<b>Components of Cash and Cash Equivalents</b>			
	<b>At the end of the year</b>			
	Cash in Hand and Cash equivalents (Refer Note 1)		2.73	75.89
	Balance with Banks - in Current & Saving Accounts		5,141.16	7,983.67
			<b>5,143.89</b>	<b>8,059.56</b>
	Note:-			
	1. Cash and Cash equivalents include Cash on hand and Drafts/Cheques on hand.			
	Significant Accounting Policies' and 'Notes'- 1 to 35 form an integral part of the Financial Statements			

Sd/-  
(S.R.Sahoo)  
Company Secretary  
M. No. F5595

Sd/-  
(D.M.Sharma)  
Chief Financial Officer  
M. No. 084838

Sd/-  
(Rajesh Agarwal)  
Executive Director  
DIN:00242334

Sd/-  
(L.C.Goyal)  
Chairman & Managing Director  
DIN: 02389348

As per our Report of even date attached  
**For S P Chopra & Co.**  
Chartered Accountants  
Firm Regn. No. 000346N

Sd/-  
**Ankur Goyal**  
Partner  
Membership No. 099143

Place: New Delhi  
Dated: 22.09.2020

**NOTES TO THE CONSOLIDATED FINANCIAL STATEMENT FOR THE YEAR ENDED 31<sup>ST</sup> MARCH, 2020****1. GROUP INFORMATION**

India Trade Promotion Organisation (the Holding Company) was incorporated in India under Section - 8 of the Companies Act, 2013 (erstwhile section 25 of the Companies Act, 1956) on 30.12.1976 under the name and style Trade Fair Authority of India (TFAI) with the main object of promoting India's trade primarily through the medium of organizing trade fairs and exhibitions in India and abroad. Subsequent to the merger of erstwhile Trade Development Authority of India with TFAI on 01.01.1992, the merged Organisation was renamed as India Trade Promotion Organisation (ITPO) and approved by Registrar of Companies on 16.04.1992. The Company is the apex trade promotion body of the Government of India and functions under the administrative control of the Department of Commerce in the Ministry of Commerce and Industry. The registered office of the company is located at Pragati Bhawan, Pragati Maidan New Delhi-110001 with offices in various states in India and is domiciled in India.

The Holding Company has two subsidiary companies i.e. Tamilnadu Trade Promotion Organisation (TNTPO) and Karnataka Trade Promotion Organisation (KTPO), a Jointly Controlled entity National Centre for Trade Information (NCTI) and an Associate entity Jammu & Kashmir Trade Promotion Organisation (JKTPO). The accompanying Consolidated financial statements relate to India Trade Promotion Organisation (ITPO) and its two subsidiary companies (together referred as "The Group"), a Jointly Controlled entity and an Associate entity.

The financial statements for the year ended March 31, 2020 were approved by the Board of Directors on 22nd September 2020.

**2. SIGNIFICANT ACCOUNTING POLICIES****2.1 Statement of Compliance and Basis of Preparation****a) Compliance with Indian Accounting Standards (Ind-AS)**

The consolidated financial statements have been prepared in accordance with the Indian Accounting Standards ('Ind AS') notified under Section 133 of the Companies Act, 2013 (the 'Act') read with Companies (Indian Accounting Standards) Rules, 2015, as amended from time to time and other relevant provisions of the Companies Act, 2013.

The consolidated financial statements have been prepared on accrual and going concern basis. The accounting policies are applied consistently to all the periods presented in the consolidated financial statements. All the assets and liabilities have been classified as current and non-current as per the Company's normal operating cycle and other criteria as set out in Division II of Schedule III to the Companies Act, 2013.

**b) Historical Cost Convention**

The consolidated financial statements have been prepared on a historical cost basis, except certain financial assets and financial liabilities which are measured at fair value:

- Certain financial assets and liabilities measured at fair value.
- Plan assets of defined employee benefit plans.

The methods used to measure fair values are discussed in Notes to accounts.



## NOTES TO THE CONSOLIDATED FINANCIAL STATEMENT FOR THE YEAR ENDED 31<sup>ST</sup> MARCH, 2020 (Contd..)

### c) Functional and presentation currency

The consolidated financial statements are prepared in Indian Rupees ('Rs. '), which is the Group Company's functional and presentation currency. All financial information presented in Indian Rupees has been rounded to the nearest lakh with two decimal places, unless stated otherwise.

### d) Current versus non-current classification

The Company presents assets and liabilities in the balance sheet based on current / non-current classification.

An asset is classified as current when it is: -

- expected to be realized, or intended to be sold or consumed in normal operating cycle;
- held primarily for the purpose of trading;
- expected to be realized within 12 months after the reporting period; or
- cash or cash equivalent unless restricted from being exchanged or used to settle a liability for at least 12 months after the reporting date.

All other assets are classified as non-current.

A liability is classified as current when it is:

- expected to be settled in the normal operating cycle;
- held primarily for the purpose of trading;
- due to be settled within 12 months after the reporting date; or
- there is no unconditional right to defer the settlement of the liability for at least 12 months after the reporting date.

All other liabilities are classified as non-current.

### Operating Cycle:

The operating cycle is the time period between acquisition of assets for processing and their realization in cash and cash equivalent. The Group has identified twelve months as its operating cycle.

### e) Use of estimates and judgments

The preparation of the consolidated financial statements requires management to make judgements, estimates and assumptions that affect the reported amounts of revenues, expenses, assets and liabilities, and the accompanying disclosure and the disclosure of contingent liabilities. Uncertainty about these estimates and assumptions could result in outcomes that require material adjustments to the carrying amount of the assets and liabilities in future period(s).

These estimates and assumptions are based on the facts and events, that existed as at the date of Balance Sheet, or that occurred after that date but provide additional evidence about conditions existing as at the Balance Sheet date.

**NOTES TO THE CONSOLIDATED FINANCIAL STATEMENT FOR THE YEAR ENDED 31<sup>ST</sup> MARCH, 2020 (Contd..)**

The estimates and assumptions that have a significant risk of causing a material adjustment to the carrying values of assets and liabilities within the next financial year are given below:

**i) Useful lives of Property Plant and Equipment (PPE)**

The Property, Plant and Equipment are depreciated on a pro-rate basis on straight line basis over their respective useful lives. Management estimates the useful lives of these assets are not higher than the useful lives & residual value prescribed in Schedule II of the Companies Act, 2013. Changes in the expected level of usage, technological developments, level of wear and tear could impact the economic useful lives and the residual values of these assets, therefore, future depreciation charges could be revised and could have an impact on the profit in future years.

**ii) Retirement Benefit obligation**

The cost of retirement benefits and present value of the retirement benefit obligations in respect of Gratuity and Leave Encashment is determined using actuarial valuations. An actuarial valuation involves making various assumptions which may differ from actual developments in the future. These include the determination of the discount rate, future salary increases and mortality rates. Due to the complexity of the valuation, the underlying assumptions and its long-term nature, these retirement benefit obligations are sensitive to changes in these assumptions. All assumptions are reviewed at each reporting date. Details about the assumptions used, including a sensitivity analysis are given in Notes to accounts.

**iii) Fair value measurement of financial instrument**

When the fair value of financial assets and financial liabilities recorded in the balance sheet cannot be measured based on quoted prices in active markets, their fair value is measured using valuation techniques including the Discounted Cash Flow (DCF) model. The inputs to these models are taken from observable markets where possible, but where this is not feasible, a degree of judgement is required in establishing fair values. Judgements include considerations of inputs such as liquidity risk, credit risk and volatility. Changes in assumptions about these factors could affect the reported fair value of financial instruments.

**iv) Impairment of Financial assets**

The impairment provisions of financial assets are based on assumptions about risk of default and expected loss rates. The Company uses judgement in making these assumptions and selecting the inputs to the impairment calculation, based on Company's past history, existing market conditions as well as forward looking estimates at the end of each reporting period.

Impairment for doubtful debts/ advances is made in respect of dues, including Government Dues, outstanding for more than three financial years, or otherwise, except cases where the Company is hopeful of recovery.



## NOTES TO THE CONSOLIDATED FINANCIAL STATEMENT FOR THE YEAR ENDED 31<sup>ST</sup> MARCH, 2020 (Contd..)

### Impairment of non-financial assets

The Group assesses at each reporting date whether there is an indication that an asset may be impaired. If any indication exists, or when annual impairment testing for an asset is required, the Company estimates the asset's recoverable amount. An asset's recoverable amount is the higher of an asset's fair value less cost of disposal and its value in use. It is determined for an individual asset, unless the asset does not generate cash inflows that are largely independent of those from other assets or group of assets. Where the carrying amount of an asset exceeds its recoverable amount, the asset is considered impaired and is written down to its recoverable amount.

In assessing value in use, the estimated future cash flows are discounted to their present value using a pre-tax discount rate that reflects current market assessments of the time value of money and the risks specific to the asset. In determining fair value less costs of disposal, recent market transactions are taken into account. If no such transactions can be identified, an appropriate valuation model is used. These calculations are corroborated by valuation multiples, or other fair value indicators.

### f) Basis of Consolidation

The financial statements of Subsidiary Companies, Joint venture and Associate are drawn up to the same reporting date as of the Company for the purpose of consolidation.

### Subsidiaries

Subsidiaries are all entities over which the group has control. The group controls an entity when the group is exposed to, or has rights to, variable returns from its involvement with the entity and has the ability to affect those returns through its power to direct the relevant activities of the entity. Subsidiaries are fully consolidated from the date on which control is transferred to the group. They are deconsolidated from the date that control ceases.

The group combines the financial statements of the parent and its subsidiaries line by line adding together like items of assets, liabilities, equity, income and expenses. Intercompany transactions, balances and unrealised gains on transactions between group companies are eliminated. Unrealised losses are also eliminated unless the transaction provides evidence of an impairment of the transferred asset.

Non-controlling interests (NCI) in the results and equity of subsidiaries are shown separately in the consolidated statement of Income & Expenditure, consolidated statement of changes in equity and consolidated balance sheet respectively. NCI are measured at their proportionate share of the acquiree's net identifiable assets at the date of acquisition. Changes in the Group's equity interest in a subsidiary that do not result in a loss of control are accounted for as equity transactions.

A change in the ownership interest of a subsidiary, without loss of control, is accounted for as an equity transaction.

When the Group loses control over a subsidiary, it derecognises the assets and liabilities of the subsidiary, and any related NCI and other components of equity. Any interest retained in the former subsidiary is measured at fair value at the date the control is lost. Any resulting gain or loss is recognised in profit or loss.

### Joint Ventures

A joint venture is a joint arrangement whereby parties that have joint control of the arrangement have rights to the net assets of the arrangement. Interests in joint ventures are initially recognised at cost and thereafter accounted for using the equity method.



**NOTES TO THE CONSOLIDATED FINANCIAL STATEMENT FOR THE YEAR ENDED 31<sup>ST</sup> MARCH, 2020 (Contd..)****Associates**

An Associate is an entity over which the investor has significant influence.

**Equity Method**

Under the equity method of accounting, the investments are initially recognised at cost and adjusted thereafter to recognise the group's share of the post-acquisition profits or losses of the investee in profit and loss, and the group's share of other comprehensive income of the investee in other comprehensive income. Dividends received or receivable from joint ventures/associates are recognised as a reduction in the carrying amount of the investment.

When the group's share of losses in an equity-accounted investment equals or exceeds its interest in the entity, including any other unsecured long-term receivables, the group does not recognise further losses, unless it has incurred obligations or made payments on behalf of the other entity.

Unrealised gains on transactions between the group and its joint ventures/associates are eliminated to the extent of the group's interest in these entities. Unrealised losses are also eliminated unless the transaction provides evidence of an impairment of the asset transferred.

The carrying amount of equity accounted as investments are tested for impairment in accordance with the Group's policy.

Any gain or loss on dilution arising on a reduced stake in the joint venture, but still retaining the joint control, is recognized in the Statement of Income & Expenditure.

When the group ceases to apply equity method of accounting for an investment because of a loss of joint control, any retained interest in the entity is re-measured to its fair value with the change in carrying amount recognised in profit or loss. In addition, any amounts previously recognised in other comprehensive income in respect of that entity are accounted for as if the group had directly disposed of the related assets or liabilities. This may mean that amounts previously recognised in other comprehensive income are reclassified to profit or loss.

If the ownership interest in a joint venture is reduced but joint control is retained, only a proportionate share of the amounts previously recognised in other comprehensive income are reclassified to profit or loss where appropriate.

**2.2. PROPERTY, PLANT AND EQUIPMENT (PPE)**

An item of Property, Plant & Equipment is recognized as an asset, if it is probable that future economic benefits associated with the item will flow to the Company and the cost of the item can be measured reliably.

Property, Plant & Equipment are accounted for on historical cost basis (inclusive of the cost of installation/acquisition/ construction and other incidental costs till completion of the installation/acquisition/construction of the item) net of recoverable taxes, less accumulated depreciation and impairment loss, if any. In cases where final settlement of bill/invoice of any contractor/ executing agency is pending, but the asset is complete and available for use, capitalisation is done on the basis of contract awarded/ statement of account/ utilisation certificate subject to the necessary adjustments, including those arising out of settlement of arbitration/court cases.

## NOTES TO THE CONSOLIDATED FINANCIAL STATEMENT FOR THE YEAR ENDED 31<sup>ST</sup> MARCH, 2020 (Contd..)

Subsequent costs are added to the existing asset's carrying amount or recognized as a separate asset, as appropriate, only when it is probable that future economic benefits associated with the item will flow to the Company and the cost of the item can be measured reliably. All other repairs and maintenance are charged to the Statement of Income and Expenditure during the period in which they are incurred.

Gains or losses arising on retirement or disposal of property, plant and equipment are recognized in the Statement of Income and Expenditure.

Depreciation is charged to Statement of Income & Expenditure on straight-line basis over the estimated useful life of an asset estimated by the management, in the manner prescribed in Schedule II of the Companies Act, 2013. The useful lives in the following cases are different from those prescribed in Schedule II of the Companies Act, 2013.

<b>Asset</b>	<b>Useful life as per Schedule II of the Companies Act, 2013 (No. of Years)</b>	<b>Useful life as assessed / estimated by the Company (No. of Years)</b>
Buildings	60	40/20/10
Plant & Machinery	15	15/10
Vehicles	8	5

Based on usage pattern and internal assessment, the management believes that the useful lives as given above best represent the period over which the management expects to use these assets.

The property, plant and equipment costing up to Rs. 5,000/-each are fully depreciated during the year of addition.

In case of additions to/ deductions from assets, depreciation is charged on pro-rata basis from/ up to the month (day basis in case of KTPO) in which the asset is available for use/ disposal.

### 2.3. CAPITAL WORK-IN-PROGRESS

Property, Plant and Equipment which are not ready for intended use as on the date of Balance Sheet are disclosed as "Capital work-in-progress".

In cases where final settlement of bills with contractors/ executing agency is pending, Cost/ Expenditure are recognised as CWIP on the basis of contract awarded/ statement of accounts/ utilisation certificate subject to necessary adjustments, including those arising out of settlement of arbitration/court cases.

### 2.4 INTANGIBLE ASSETS

Intangible assets are measured on initial recognition at cost. After initial recognition, intangible assets are carried at cost less accumulated amortisation and impairment losses, if any.

An item of Intangible asset is derecognised upon disposal or when no future economic benefits are expected from its use or disposal. Gains or losses arising from derecognition of intangible asset are measured as the difference between the net disposal proceeds and the carrying amount of the asset and are recognised in the statement of Income & Expenditure.

**NOTES TO THE CONSOLIDATED FINANCIAL STATEMENT FOR THE YEAR ENDED 31<sup>ST</sup> MARCH, 2020 (Contd..)**

Intangible assets are fully amortised equally over the period of legal right to use or three financial years, whichever is earlier, from the year in which the asset is available for use.

**2.5 IMPAIRMENT OF NON-FINANCIAL ASSETS**

The Company assesses, at each reporting date, using external and internal sources, whether there is an indication that a non-financial asset may be impaired and also whether there is an indication of reversal of impairment loss recognised in the previous period(s). If any indication exists, or when annual impairment testing for an asset is required, the Company determines the recoverable amount and impairment loss is recognised when the carrying value of an asset exceeds its recoverable amount.

The recoverable amount is determined:

- in the case of an individual asset, at the higher of the asset's fair value less cost of sell and value in use; and
- in the case of cash generating unit (a group of assets that generates identified, independent cash flows) at the higher of the cash generating unit's fair value less cost to sell and value in use.

In assessing value in use, estimated future cash flows are discounted to their present value using a pre-tax discount rate that effects current market assessments of the time value of money and the risks specific to that asset. In determining fair value less costs of disposal, recent market transactions are taken into account. If no such transactions can be identified, an appropriate valuation model is used. These calculations are corroborated by valuation multiples, quoted share prices for publicly traded companies or other available fair value indicators.

An impairment loss for an asset is reversed, if and only if, the reversal can be related objectively to an event occurring after the impairment loss was recognized, the carrying amount of an asset is increased to its revised recoverable amount, provided that this amount does not exceed the carrying amount that would have been determined (net of any accumulated amortization or depreciation) had no impairment loss being recognized for the asset in prior year/s.

**2.6 CASH AND CASH EQUIVALENTS**

Cash and cash equivalents comprise cash on hand, drafts/cheques on hand, bank balances, deposits with banks and short term investments, which are short-term (three months or less from the date of acquisition), highly liquid investments that are readily convertible into cash and which are subject to an insignificant risk of changes in value.

**2.7 INVENTORIES**

Inventories are valued at lower of the cost or net realizable value. Obsolete, defective and unserviceable stocks are provided for, wherever required.

## NOTES TO THE CONSOLIDATED FINANCIAL STATEMENT FOR THE YEAR ENDED 31<sup>ST</sup> MARCH, 2020 (Contd..)

### 2.8 FOREIGN CURRENCY TRANSACTIONS

Foreign currency transactions are recorded at the average rate of remittances. Monetary assets and liabilities in foreign currency existing at balance sheet date are translated at the year-end exchange rates. Exchange rate differences arising on settlement of transaction and translation of monetary items are recognized as income or expenses in the year in which they arise.

Non- monetary items that are measured in terms of historical cost in foreign currency are translated using the average rate of remittances. In case previous funds are utilised, average rate of the previous remittance(s) is taken for the purpose of conversion.

Non-monetary items measured at fair value in a foreign currency are translated using the exchange rates at the date when the fair value is determined.

### 2.9 FAIR VALUE MEASUREMENT

In determining the fair value of financial instruments, the Company uses a variety of methods and assumptions that are based on market conditions and risks existing at each reporting date. The methods used to determine fair value include discounted cash flow analysis, available quoted market prices, etc. All methods of assessing fair value result in general approximation of value, and such value may not actually be realized.

For financial assets and liabilities maturing within one year from the Balance Sheet date are not carried at fair value, due to the short maturity of these instruments.

### 2.10 FINANCIAL INSTRUMENTS

A financial instrument is a contract that gives rise to a financial asset of one entity and a financial liability or equity instrument of another entity.

#### (i) Financial Assets

##### (a) Initial recognition and measurement

At initial recognition, all financial assets are recognized at its fair value plus, in the case of a financial asset not carried at fair value through profit or loss, transaction costs that are attributable to the acquisition of the financial asset. Transaction costs of financial assets carried at fair value through profit or loss are expensed in Statement of income and expenditure.

##### (b) Classification and subsequent measurement

For the purpose of subsequent measurement, financial assets are classified in the following categories:

1. Financial assets measured at amortized cost;
2. Financial assets measured at fair value through other comprehensive income (FVTOCI); and
3. Financial assets measured at fair value through profit and loss (FVTPL)

**NOTES TO THE CONSOLIDATED FINANCIAL STATEMENT FOR THE YEAR ENDED 31<sup>ST</sup> MARCH, 2020 (Contd..)**

Where financial assets are measured at fair value, gains and losses are either recognized entirely in the Statement of Income and expenditure (i.e. fair value through profit and loss), or recognized in other comprehensive income (i.e. fair value through Other Comprehensive Income).

The classification of financial assets depends on the Company's business model for managing the financial assets and the contractual terms of the cash flows. Management determines the classification of its financial assets at initial recognition.

**(1) Financial assets measured at amortized cost:**

A financial asset is measured at amortized cost if both the following conditions are met:

- Business Model Test: The objective of the business model is to hold financial asset in order to collect contractual cash flows (rather than to sell the asset prior to its financial maturity to realize its fair value changes); and
- Cash Flow Characteristics Test: Contractual terms of the financial asset give rise on specified dates to cash flows that are solely payments of principal and interest (SPPI) on the principal amount outstanding.

After initial measurement, such financial assets are subsequently measured at amortized cost using the effective interest rate (EIR) method. Amortized cost is calculated by taking into account any discount or premium on acquisition and fees or costs that are an integral part of EIR. EIR is the rate that exactly discounts the estimated future cash receipts over the expected life of the financial instrument or a shorter period, where appropriate, to the gross carrying amount of the financial asset. When calculating the effective interest rate, the Company estimates the expected cash flows by considering all the contractual terms of the financial instrument but does not consider the expected credit losses. The EIR amortization is included in interest income in the statement of income and expenditure. The losses arising from impairment are recognized in the statement of income and expenditure. This category generally applies to employee loans and other loans/ advances having specified terms etc.

**(2) Financial instruments measured at Fair Value Through Other Comprehensive Income (FVTOCI):**

A financial instrument shall be measured at fair value through other comprehensive income if both of the following conditions are met:

- Business Model Test: The objective of the business model is achieved by both collecting contractual cash flows and selling financial assets; and
- Cash Flow Characteristics Test: The Contractual terms of the asset give rise on specified dates to cash flows that are solely payments of principal and interest (SPPI) on principal amount outstanding.

Financial instruments included within FVTOCI category are measured initially as well as at each reporting period at fair value. Fair value movements are recognized in Other Comprehensive Income (OCI) except for the recognition of interest income, impairment gains and losses and foreign exchange gain and losses which are recognized in the Statement of Income and Expenditure.



## NOTES TO THE CONSOLIDATED FINANCIAL STATEMENT FOR THE YEAR ENDED 31<sup>ST</sup> MARCH, 2020 (Contd..)

(3) **Fair Value through Income & Expenditure** is a residual category. Any financial instrument, which does not meet the criteria for categorization as at amortized cost or fair value through other comprehensive income is classified as FVTPL. Financial instruments included in FVTPL category are measured initially as well as at each reporting period at fair value. Fair value movements i.e. gain or loss and interest income are recorded in Statement of Income and Expenditure.

### (c) **Impairment of financial assets**

The Company assesses impairment based on expected credit losses (ECL) model to the following:

- Financial Assets measured at amortized cost;
- Financial Assets measured at FVTOCI.

Expected credit losses are measured through a loss allowance at an amount equal to:

- the 12 months expected credit losses (expected credit losses that result from those default events on the financial instrument that are possible within 12 months after the reporting date); or
- full lifetime expected credit losses (expected credit losses that result from all possible defaults events over the life of the financial instrument).

The Company follows 'simplified approach' for recognition of impairment loss allowance on:

- Financial assets that are debt instruments, and are measured at amortized cost i.e. trade receivables, deposits with banks and employee loans and other loans/ advances having specified terms etc.
- Financial assets that are debt instruments, and are measured at FVTOCI.

Under the simplified approach, the Company does not track changes in credit risk. Rather, it recognizes impairment loss allowance based on lifetime ECLs at each reporting date, right from its initial recognition.

The trade receivables are initially recognized at the sale/recoverable value and are assessed at each Balance sheet date for collectability. Trade receivables are classified as current assets, if collection is expected within twelve months as at Balance Sheet date, if not, they are classified under non-current assets.

Impairment for doubtful receivables is made in respect of dues, including Government Dues, outstanding for more than three financial years, or otherwise, except cases where the Company is hopeful of recovery.

For recognition of impairment loss on other financial assets and risk exposure, the Company determines that whether there has been a significant increase in the credit risk since initial recognition. If credit risk has not increased significantly, 12 months (Expected Credit Loss) ECL is used to provide for impairment loss. However, if credit risk has increased significantly, lifetime ECL is used. If in a subsequent period, credit quality of the instrument improves such that there is no longer a significant increase in credit risk since initial recognition, then the Company reverts to recognizing impairment loss allowance based on 12-months ECL.

**NOTES TO THE CONSOLIDATED FINANCIAL STATEMENT FOR THE YEAR ENDED 31<sup>ST</sup> MARCH, 2020 (Contd..)**

For assessing increase in credit risk and impairment loss, the Company combines financial instruments on the basis of shared credit risk characteristics with the objective of facilitating an analysis that is designed to enable significant increases in credit risk to be identified on timely basis.

**(d) Derecognition of financial assets**

A financial asset (or, where applicable, a part of a financial asset or part of a group of similar financial assets) is primarily derecognised (i.e. removed from the Company's Balance Sheet) when:

- a. The rights to receive cash flows from the asset have been expired/transferred, or
- b. The Company retains the contractual right to receive the cash flows of the financial asset, but assumes a contractual obligation to pay the cash flows to one or more recipients.

Where the Company has transferred an asset, it evaluates whether it has substantially transferred all risks and rewards of ownership of the financial asset. In such cases, the financial asset is derecognized. When the Company has not transferred substantially all the risks and rewards of ownership of a financial asset, the financial asset is not derecognized.

Where the Company has neither transferred a financial asset nor retains substantially all risks and rewards of ownership of the financial asset, the financial asset is derecognized if the Company has not retained control of the financial asset. When the entity retains control of the financial asset, the asset is continued to be recognized to the extent of continuing involvement in the financial asset.

**(ii) Financial Liabilities****a) Initial recognition and measurement**

All financial liabilities are recognized initially at fair value and, in the case of borrowings and payables, net of directly attributable transaction costs. The Company's financial liabilities include trade payables, borrowings, security deposits and other payables.

**b) Subsequent measurement**

The measurement of financial liabilities depends on their classification, as described below:

**Financial Liabilities at Fair Value through Profit or Loss (FVTPL)**

Financial liabilities at FVTPL include financial liabilities held for trading and financial liabilities designated upon initial recognition as at fair value through profit or loss.

Financial liabilities are classified as held for trading if they are incurred for the purpose of repurchasing in the near term.

Gains or losses on liabilities held for trading are recognized in the income and expenditure.

**NOTES TO THE CONSOLIDATED FINANCIAL STATEMENT FOR THE YEAR ENDED 31<sup>ST</sup> MARCH, 2020 (Contd..)**

Financial liabilities designated upon initial recognition at fair value through profit or loss are designated as such at the initial date of recognition, and only if the criteria in IND AS 109 are satisfied. For liabilities designated as FVTPL, fair value gains/ losses attributable to changes in own credit risks are recognized in Other Comprehensive Income. These gains/ losses are not subsequently transferred to Statement of Income and Expenditure. However, the Company may transfer the cumulative gain or loss within equity. All other changes in fair value of such liability are recognized in the statement of Income & Expenditure.

**Borrowings & Security Deposits**

Any difference between the proceeds (net of transaction costs) and the repayment amount is recognized as Income & Expenditure over the period of the liability and subsequently measured at amortized cost using the effective interest method. Gains and losses are recognized in the Statement of Income & Expenditure when the liabilities are derecognized as well as through the EIR amortization process.

Amortised cost is calculated by taking into account any discount or premium on acquisition and fees or costs that are integral part of the EIR. The EIR amortization is included as finance costs in the Statement of Income & Expenditure.

**Trade and other payables**

Trade and other payables are obligations incurred by the Company towards purchase of raw material and other goods and availing the services that have been acquired or availed in the ordinary course of business. Trade and other payables are classified under current liabilities, if payment is due within 12 months as at Statement of Financial Position date, if not, they are classified under non-current liabilities. They are recognized initially at their fair value and subsequently measured at amortized cost using the effective interest method.

**c) Derecognition**

A financial liability is derecognized when the obligation under the liability is discharged or cancelled or expires. When an existing financial liability is replaced by another from the same lender on substantially different terms, or the terms of an existing liability are substantially modified, such an exchange or modification is treated as the de-recognition of the original liability and the recognition of a new liability. The difference in the respective carrying amounts is recognized in the Statement of Income and Expenditure.

\*Since the Company is incorporated under Section 8 of the Companies Act, 2013, it prepares a Statement of Income & Expenditure as per Section 2(40). Hence, for the purpose of complying with Ind AS, FVTPL- Fair Value through Profit & Loss Account (wherever mentioned) would mean Fair Value through Statement of Income & Expenditure.



**NOTES TO THE CONSOLIDATED FINANCIAL STATEMENT FOR THE YEAR ENDED 31<sup>ST</sup> MARCH, 2020 (Contd..)****2.11 REVENUE RECOGNITION**

- a) Company recognizes Revenue from Contracts with Customers based on five step process as set out in Ind AS-115:**
- (i) Identify contracts with a customer: - A contract is defined as an agreement between two or more parties that creates enforceable rights and obligations and sets out the criteria for every contract that must be met.
  - (ii) Identify performance obligations in the contract: A performance obligation is a promise in a contract with a customer to transfer a good or service to the customer.
  - (iii) Determine the transaction price: The transaction price is the amount of consideration to which the company expects to be entitled in exchange for transferring promised goods or services to a customer, excluding amounts collected on behalf of third parties.
  - (iv) Allocate the transaction price to the performance obligations in the contract: For a contract that has more than one performance obligation, the Company allocates the transaction price to each performance obligation in an amount that depicts the amount of consideration to which the Company expects to be entitled in exchange for satisfying each performance obligation.
  - (v) Recognise revenue when or as the Company satisfies a performance obligation by transferring a promised goods or services to a customer. An asset is transferred when the customer obtains control of that asset.
- b) The performance obligation is satisfied and recognized as revenue overtime, if one of the following criteria is met:**
- i) The performance does not create assets with an alternate use and has an enforceable right to payment for performance completed to date.
  - ii) The performance creates or enhances an asset that the customer controls as the asset is created or enhanced.
  - iii) The customer simultaneously receives and consumes the benefits provided.
- c) For performance obligations where one of the above conditions are not met, revenue is recognized at the point in time at which the performance obligation is satisfied. When performance obligation is satisfied by delivering the promised goods or services it creates a contract-based asset on the amount of consideration earned by the performance. Where the amount of consideration received from a customer exceeds the amount revenue recognized this give rise to a contract liability
- d) Revenue is recognized to the extent it is probable that the economic benefits will flow and the revenue and costs if applicable can be measured reliably.



## NOTES TO THE CONSOLIDATED FINANCIAL STATEMENT FOR THE YEAR ENDED 31<sup>ST</sup> MARCH, 2020 (Contd..)

- e) Income and Expenditure in respect of Fairs/Exhibitions held in India and abroad, is accounted for in the year in which the event commences. However, in case of long-term events having duration of three months or more, spread over two accounting periods, major period of which falls in the subsequent accounting period, the income & expenditure of such event is accounted for in the year in which the event concludes.

It is measured at fair value of the consideration received or receivable, after deduction of discounts/ rebates and any taxes or duties collected on behalf of the government which are levied such as Goods and Service Tax.

- f) Revenue from rentals and operating leases is recognized on accrual basis in accordance with the substance of the relevant agreement.
- g) Cost of exhibits of the Company and items of interior decoration displayed at fairs, are treated as revenue expenditure. However, new exhibits in stock for utilization in future fairs are treated as closing stock.
- h) Expenditure incurred through agencies like CPWD/ NBCC on Civil, Electrical, Horticulture, etc. is accounted for on the basis of statements/accounts/ utilisation certificates rendered by them.
- i) In cases where contracts with licensee(s) have expired, dues are accounted for provisionally on the basis of expired contracts/revised accords till final decision in the matter is reached/revised contracts are executed.
- j) Claims for liquidated damages from contractors for delayed execution of work is recognised as Income, when the amount is finally determined and agreed upon.
- k) Subscription fees from associate subscribers and service charges from regular subscribers are recognised on receipt basis. However, subscription fee received in advance is accounted for in the relevant year for which it pertains.
- l) Dividend income is recognised in the Statement of Income & Expenditure when the right to receive dividend is established.
- m) Interest income is recognized on time proportion basis taking into account the amount outstanding and applicable interest rates.

**2.12 Income and Expenditure relating to earlier years, not exceeding Rs.10,000 in each case, are treated as pertaining to current year.**

### 2.13 GOVERNMENT GRANTS

Government grants are recognized with deferred income approach when there is reasonable assurance that they will be received and the Company will comply with the conditions associated with the grant.

Grants that compensate the Company for expenses incurred are recognized as income in the period in which the related costs are incurred.

Grants in the nature of promoter's contribution is recognised in appropriate category under Other Equity.

**NOTES TO THE CONSOLIDATED FINANCIAL STATEMENT FOR THE YEAR ENDED 31<sup>ST</sup> MARCH, 2020 (Contd..)****2.14 BORROWING COSTS**

Borrowing costs directly attributable to the acquisition, construction or production of qualifying tangible assets that necessarily takes a substantial period of time to get ready for its intended use or sale are capitalised as part of the cost of the asset. All other borrowing costs are expensed in the period in which they occur. Borrowing costs consist of interest and other costs that an entity incurs in connection with the borrowing of funds. Borrowing cost also includes exchange differences to the extent regarded as an adjustment to the borrowing costs.

Capitalisation of borrowing cost ceases when substantially all the activities necessary to prepare the qualifying tangible assets for their intended use are complete.

**2.15 EMPLOYEE BENEFITS****a) Short Term Employee Benefits**

All Employee benefits payable within twelve months of rendering the services are classified as short term benefits. Such benefits include salaries, wages, bonus, awards, ex-gratia, performance incentive/pay etc. and the same are recognized in the period in which the employee renders the related services.

**b) Post-Employment Benefits****i) Defined contribution plan:**

The Company's approved provident fund scheme and employees' pension scheme are defined contribution plans. The Company has no obligation, other than the contribution paid/payable under such schemes to separate trusts, which invests the fund in permitted securities. The contribution paid/payable under the schemes is recognized during the period in which the employee renders the related service. The Company is also under obligation to make good the accumulated shortfall of the trusts, if any, and recognise such shortfall as its expense.

**ii) Defined benefit plan**

The employees' gratuity fund scheme (funded) and the employees leave encashment (unfunded) are the Company's defined benefit plans. The present value of the obligation under such defined benefit plans is determined based on the actuarial valuation on projected unit credit method as at the balance sheet date. Gratuity is funded through a separate ITPO Employees Gratuity Fund Trust which manages the affairs of the trust. Re-measurement, comprising of actuarial gains and losses, are recognized immediately in the balance sheet with a corresponding debit or credit to retained earnings through OCI in the period in which they occur. Re-measurements are not reclassified to Statement of Income and Expenditure in subsequent periods. The Company is also under obligation to make good the accumulated shortfall of the gratuity trust, if any, and recognise such shortfall as its expense.

**c) Termination Benefits**

The expenses incurred on terminal benefits in the form of ex-gratia payments and notice pay on voluntary retirement schemes are charged to the Statement of Income and Expenditure in the year of incurrence of such expenses.



## NOTES TO THE CONSOLIDATED FINANCIAL STATEMENT FOR THE YEAR ENDED 31<sup>ST</sup> MARCH, 2020 (Contd..)

### 2.16 PROVISIONS AND CONTINGENT ASSETS & LIABILITIES

#### a) Provisions

Provisions are recognized when the Company has a present obligation (legal or constructive) as a result of a past event, and it is probable that an outflow of resources embodying economic benefits will be required to settle the obligation and a reliable estimate can be made of the amount of obligation. Provisions are measured at the best estimate of the expenditure required to settle the present obligation, at the balances sheet date.

If the effect of the time value of money is material, provisions are discounted to reflect its present value using a current pre-tax rate that reflects the current market assessments of the time value of money and the risks specific to the obligation. When discounting is used, the increase in the provision due to the passage of time is recognised as a finance cost.

#### b) Contingent Liabilities

Contingent liabilities are possible obligations that arise from past events and whose existence will only be confirmed by the occurrence of one or more future events not wholly within the control of the Company. Where it is not probable that an outflow of economic benefits will be required, or the amount cannot be estimated reliably, the obligation is disclosed as contingent liability, unless the probability of outflow of economic benefit is remote. Contingent liabilities are disclosed on the basis of judgment of management/independent experts. These are reviewed at each Balance Sheet date and are adjusted to reflect the current management estimate.

#### c) Contingent Assets

Contingent assets are possible assets that arise from past events and whose existence will be confirmed only by the occurrence or non-occurrence of one or more uncertain future events not wholly within the control of the company. Contingent assets are disclosed in the financial statements when inflow of economic benefits is probable on the basis of judgment of management. These are assessed continually to ensure that developments are appropriately reflected in financial statements.

### 2.17 EARNING PER SHARE

Basic earnings per share is calculated by dividing net surplus/ deficit of the year attributable to equity shareholders by the weighted average number of equity shares outstanding during the year.

For the purpose of calculating diluted earnings per share, the net profit or loss for the year attributable to equity shareholders and the weighted average number of shares outstanding during the year are adjusted for the effects of all dilutive potential equity shares.

### 2.18 SEGMENT REPORTING

The operating segments are identified on the basis of internal reports used by the Company's Management to allocate resources and assess their performance for decision making. The Board of Directors is collectively the company's "chief operating decision maker" or "CODM" within the meaning of Ind AS 108.

The company has identified two reporting segments namely trade promotion activities in India & abroad.

## **2.19 LEASES**

Effective April 1, 2019, the Company adopted Ind AS 116, Leases and applied the standard to all lease contracts existing on April 1, 2019.

All lease contracts where the company is lessee, with limited exceptions, are recognized in the financial statements by way of right-of-use assets and corresponding lease liabilities. Ind AS 116 defines a lease as a contract that conveys the right to control the use of an identified asset for a period of time in exchange for consideration.

To assess whether a contract conveys the right to control the use of an identified asset, the Company assesses whether:

- i) the contract involves use of an identified asset,
- ii) the Company has substantially all the economic benefits from the use of the asset during the period of the lease and
- iii) the Company has the right to direct the use of the asset.

### **Company as a lessee**

At the date of commencement of the lease, the Company recognises a right-of-use asset (ROU) and a corresponding lease liability for all lease arrangements in which it is a lessee, except for lease with a term of twelve months or less (i.e. short term leases) and leases for which the underlying asset is of low value. For these short-term and leases for which the underlying asset is of low value, the Company recognizes the lease payments on straight-line basis over the term of the lease.

The right-of-use assets are initially recognized at cost, which comprises the amount of the initial measurement of the lease liability adjusted for any lease payments made at or before the inception date of the lease along with any initial direct costs, restoration obligations and lease incentives received.

Subsequently, the right-of-use assets is measured at cost less any accumulated depreciation, accumulated impairment losses, if any and adjusted for any remeasurement of the lease liability. The Company applies Ind AS 36 to determine whether a ROU asset is impaired and accounts for any identified impairment loss.

The lease liability is initially measured at present value of the lease payments that are not paid at that date.

The interest cost on lease liability is expensed in the Statement of Income and Expenditure.

### **Company as a lessor**

Leases for which the Company is a lessor is classified as a finance or operating lease. Whenever the terms of the lease transfer substantially all the risks and rewards of ownership to the lessee, the contract is classified as a finance lease. All other leases are classified as operating leases. For operating leases, rental income is recognized on a straight-line basis over the term of the relevant lease.

**NOTES TO THE CONSOLIDATED FINANCIAL STATEMENT FOR THE YEAR ENDED 31<sup>ST</sup> MARCH, 2020 (Contd..)**
**3. PROPERTY, PLANT AND EQUIPMENT (AS AT 31<sup>ST</sup> MARCH, 2020)**

	Description	Useful Life (years)	Gross Block			
			As at 1.04.2019	Additions during the year	Sales/ disposal/ adjustments during the year	As at 31.03.2020
<b>A</b>	<b>PROPERTY, PLANT &amp; EQUIPMENT</b>					
	<b>Land</b>					
	Leasehold (Ghazipur)		78.76	-	78.76	-
	Freehold Land		966.96	-	-	966.96
	<b>Buildings (on Leasehold Land)</b>					
	A CLASS	40	1,178.32	32.11	-	1,210.43
	B CLASS	20	381.28	-	-	381.28
	C CLASS	10	38.53	106.68	-	145.21
	Exhibition Complex		1,949.93	-	-	1,949.93
	Building - I (RCC)		1,028.40	-	-	1,028.40
	Building - II (Exhi. Halls)		2,390.62	-	-	2,390.62
	<b>Buildings (Residential/ Office Flats)</b>					
	Residential/ office flats- free hold	40	160.09	-	-	160.09
	<b>Electric installations/ fittings</b>	10	918.92	0.55	-	919.47
	Water supply & drainage	10	8.64	-	-	8.64
	<b>Plant and Machinery</b>					
	Solar installation	15	110.26	-	-	110.26
	Air conditioning plants	15	1,222.41	27.90	-	1,250.31
	<b>Furniture &amp; fittings</b>					
	Furniture & fixture	10	117.47	6.01	-	123.48
	Fire hydrant & fire fighting systems	10	6.89	-	-	6.89
	<b>Vehicles</b>	5	47.22	-	-	47.22
	<b>Office Equipments</b>					
	Office equipments/ other miscellaneous assets	5	152.97	16.45	0.77	168.65
	Audio visual equipments	5	149.94	-	-	149.94
	<b>Computers &amp; Data Processing</b>					
	Servers & networks	6	35.80	2.96	-	38.76
	Computers, etc	3	139.84	8.63	-	148.47
	<b>SUB TOTAL(A)</b>		11,083.25	201.29	79.53	11,205.01
<b>B</b>	<b>CAPITAL WORK IN PROGRESS</b>					
	Staff Quarters(Ghazipur)		23.14	-	23.14	-
	Building Under Construction		-	1,164.71	-	1,164.71
	International Exhibition Cum Convention Centre (Refer Note 35.8)		132,294.54	34,859.81	957.96	166,196.39
	Expansion Project: Chennai Trade Centre		812.62	231.38	-	1,044.00
	<b>SUB TOTAL (B)</b>		133,130.30	36,255.90	981.10	168,405.10
	<b>GRAND TOTAL (A+B)</b>		<b>144,213.55</b>	<b>36,457.19</b>	<b>1,060.63</b>	<b>179,610.11</b>

- 3.1 Book Value of Re. 1/- only, net of grant received towards Land and Buildings, in earlier years
- 3.2 In case of ITPO, Depreciation includes Rs. 0.11 lakh (Previous Year Rs. 1.28 lakh) in respect of each asset costing up to Rs. 5,000/-, fully depreciated in the year of addition.
- 3.3 Based on a study carried out by a professional firm, no case of impairment of assets exists as at 31st March, 2020 under the provisions of Ind AS- 36 on impairment of assets.
- 3.4 In case of ITPO, the report of physical verification of Property, Plant & Equipments is awaited from the external agency appointed for the purpose. However, the physical verification of Property, Plant & Equipments (excluding Office Equipments, Furniture & Fixtures and Computers) was carried out during the year and no discrepancies found. The discrepancies, if any in the physical verification report will be carried out in due course. The resultant financial impact, if any is considered to be immaterial at this stage.
- 3.5 Refer 'para 2.2 & 2.3' of 'Significant Accounting Policies' for the depreciation on Property, Plant and Equipment.
- 3.6 Leasehold land has been accounted as ROU asset under Ind AS 116 w.e.f. 01.04.2019 and the transfer has been shown as adjustments.

(Rs. in lakhs)

Depreciation			Net Block		
As at 1.04.2019	For the year	Sales/ disposal/ adjustments during the year	As at 31.03.2020	As at 31.03.2020	As at 31.03.2019
-	-	-	-	-	78.76
-	-	-	-	966.96	966.96
256.28	66.61	-	322.89	887.54	922.04
23.79	18.74	-	42.53	338.75	357.49
21.70	13.44	-	35.14	110.06	16.83
655.47	72.33	-	727.80	1,222.12	1,294.46
137.97	67.66	-	205.63	822.77	890.43
498.79	157.27	-	656.06	1,734.55	1,891.83
24.53	6.14	-	30.67	129.42	135.56
592.52	53.37	-	645.89	273.58	326.40
2.72	0.78	-	3.50	5.14	5.92
20.17	6.98	-	27.15	83.11	90.09
342.72	82.47	-	425.19	825.12	879.69
45.94	10.41	-	56.35	67.13	71.53
1.17	0.05	-	1.22	5.67	5.72
27.59	5.85	-	33.44	13.78	19.63
74.32	17.72	0.26	91.78	76.87	78.65
130.30	-	-	130.30	19.64	19.64
23.69	3.20	-	26.89	11.87	12.11
98.93	13.65	-	112.58	35.89	40.91
2,978.60	596.67	0.26	3,575.01	7,629.98	8,104.65
-	-	-	-	-	23.14
-	-	-	-	1,164.71	-
-	-	-	-	166,196.39	132,294.54
-	-	-	-	1,044.00	812.62
-	-	-	-	168,405.10	133,130.30
<b>2,978.60</b>	<b>596.67</b>	<b>0.26</b>	<b>3,575.01</b>	<b>176,035.08</b>	<b>141,234.95</b>

**NOTES TO THE CONSOLIDATED FINANCIAL STATEMENT FOR THE YEAR ENDED 31<sup>ST</sup> MARCH, 2020 (Contd..)**
**Property, Plant and Equipment (As at 31<sup>st</sup> March, 2019)**

	Description	Useful Life (years)	Gross Block			
			As at 1.04.2018	Additions during the year	Sales/ disposal/ adjustments during the year	As at 31.03.2019
<b>A</b>	<b>PROPERTY, PLANT &amp; EQUIPMENT</b>					
	<b>Land</b>					
	Leasehold (Ghazipur)		78.76	-	-	78.76
	Freehold Land		966.96	-	-	966.96
	Leasehold (Pragati Maidan) (Refer Note 3.1)		0.00	-	-	0.00
	<b>Buildings (on Leasehold Land)</b>					
	A CLASS	40	1,185.83	-	7.51	1,178.32
	B CLASS	20	384.74	1.09	4.54	381.28
	C CLASS	10	40.74	-	2.21	38.53
	Anarkali food plaza (Refer Note 3.2)		-	-	-	-
	Exhibition Complex		1,949.93	-	-	1,949.93
	Building - I (RCC)		1,028.40	-	-	1,028.40
	Building - II (Exhi. Halls)		2,277.22	125.17	11.77	2,390.62
	<b>Buildings (Residential/ Office Flats)</b>					
	Residential/ office flats- free hold	40	159.86	0.23	-	160.09
	<b>Electric installations/ fittings</b>	10	953.23	11.40	45.71	918.92
	<b>Plant and Machinery</b>					
	Solar installation	15	110.26	-	-	110.26
	Air conditioning plants	8	-	-	-	-
	Air conditioning plants	15	900.16	265.55	(56.70)	1,222.41
	Air conditioning/ air ventilation plants (Refer Note 3.1)	10	-	-	-	-
	<b>Furniture &amp; fittings</b>					
	Furniture & fixture	10	102.99	14.51	0.03	117.47
	Fire hydrant & fire fighting systems	10	6.89	-	-	6.89
	Water supply & drainage	10	8.64	-	-	8.64
	<b>Vehicles</b>	5	49.91	-	2.69	47.22
	<b>Office Equipments</b>					
	Office equipments/ other miscellaneous assets	5	128.66	24.47	0.16	152.97
	Audio visual equipments	5	149.94	-	-	149.94
	<b>Computers &amp; Data Processing</b>					
	Servers & networks	6	33.13	2.70	0.03	35.80
	Computers, etc	3	133.91	5.93	-	139.84
	<b>SUB TOTAL(A)</b>		<b>10,650.15</b>	<b>451.05</b>	<b>17.95</b>	<b>11,083.25</b>
<b>B</b>	<b>CAPITAL WORK IN PROGRESS</b>					
	Staff Quarters(Ghazipur)		22.85	0.29	-	23.14
	International Exhibition Cum Convention Centre		28,397.05	104,968.39	1,070.90	132,294.54
	Expansion Project: Chennai Trade Centre		45.26	767.36	-	812.62
	<b>SUB TOTAL (B)</b>		<b>28,465.16</b>	<b>105,736.04</b>	<b>1,070.90</b>	<b>133,130.30</b>
	<b>GRAND TOTAL (A+B)</b>		<b>39,115.31</b>	<b>106,187.09</b>	<b>1,088.85</b>	<b>144,213.55</b>

3.1 Book Value of Re. 1/- only, net of grant received towards Land and Buildings, in earlier years

3.2 Depreciation includes Rs. 0.11 lakh (Previous Year Rs. 1.28 lakh) in respect of each asset costing Rs. 5,000 or less, depreciated at the rate of 100%.

3.3 Based on a study carried out by a professional firm, no case of impairment of assets exists as at 31st March, 2019 under the provisions of Ind AS- 36 on impairment of assets.

3.4 The report of physical verification of Property, Plant & Equipments is awaited from the external agency appointed for the purpose. However, the physical verification of Property, Plant & Equipments (excluding Office Equipments, Furniture & Fixtures and Computers) was carried out during the year and no discrepancies found. The discrepancies, if any in the physical verification report will be carried out in due course. The resultant financial impact, if any is considered to be immaterial at this stage.

3.5 Refer 'para 2.2 & 2.3' of 'Significant Accounting Policies' for the depreciation on Property, Plant and Equipment.

3.6 Leasehold Land, as per past practise, has not been amortized as per accounting policy



(Rs. in lakhs)

Depreciation				Net Block	
As at 1.04.2018	For the year	Sales/ disposal/ adjustments during the year	As at 31.03.2019	As at 31.03.2019	As at 31.03.2018
-	-	-	-	78.76	78.76
-	-	-	-	966.96	966.96
-	-	-	-	0.00	0.00
209.70	46.58	-	256.28	922.04	976.13
5.05	18.74	-	23.79	357.49	379.68
14.65	8.03	0.98	21.70	16.83	26.09
-	-	-	-	-	-
583.14	72.33	-	655.47	1,294.46	1,366.79
61.68	76.32	0.03	137.97	890.43	966.72
344.19	156.62	2.02	498.79	1,891.83	1,933.03
18.40	6.13	-	24.53	135.56	141.46
548.03	79.36	34.87	592.52	326.40	405.20
13.19	6.98	-	20.17	90.09	97.07
-	-	-	-	-	-
204.70	81.32	(56.70)	342.72	879.69	695.46
-	-	-	-	-	-
33.62	12.32	-	45.94	71.53	69.37
1.17	-	-	1.17	5.72	5.72
1.94	0.78	-	2.72	5.92	6.70
17.86	6.04	(3.69)	27.59	19.63	32.05
55.84	18.52	0.04	74.32	78.65	72.82
130.25	0.05	-	130.30	19.64	19.69
20.06	3.63	-	23.69	12.11	13.07
75.21	23.72	-	98.93	40.91	58.70
2,338.68	617.47	(22.45)	2,978.60	8,104.65	8,311.47
-	-	-	-	23.14	22.85
-	-	-	-	132,294.54	28,397.05
-	-	-	-	812.62	45.26
-	-	-	-	133,130.30	28,465.16
<b>2,338.68</b>	<b>617.47</b>	<b>(22.45)</b>	<b>2,978.60</b>	<b>141,234.95</b>	<b>36,776.63</b>

**NOTES TO THE CONSOLIDATED FINANCIAL STATEMENT FOR THE YEAR ENDED 31<sup>ST</sup> MARCH, 2020 (Contd..)**
**4. OTHER INTANGIBLE ASSETS (AS AT 31ST MARCH, 2020)**

(Rs. in lakhs)

Description	Useful Life (years)	Gross Block				Amortisation				Net Block	
		As at 1.04.2019	Additions during the year	Sales/ disposal/ adjustments during the year	As at 31.03.2020	As at 1.04.2019	For the year	Sales/ disposal/ adjustments during the year	As at 31.03.2020	As at 31.03.2020	As at 31.03.2019
Computer Softwares	3	90.43	0.36	-	90.79	50.07	31.46	-	81.53	9.28	40.38
Website	3	21.07	0.20	-	21.27	21.07	0.08	-	21.15	0.13	-
<b>TOTAL</b>		<b>111.50</b>	<b>0.56</b>	<b>-</b>	<b>112.06</b>	<b>71.14</b>	<b>31.52</b>	<b>-</b>	<b>102.66</b>	<b>9.41</b>	<b>40.38</b>

(As at 31st March, 2019)

(Rs. in lakhs)

Description	Useful Life (years)	Gross Block				Amortisation				Net Block	
		As at 1.04.2018	Additions during the year	Sales/ disposal/ adjustments during the year	As at 31.03.2019	As at 1.04.2018	For the year	Sales/ disposal/ adjustments during the year	As at 31.03.2019	As at 31.03.2019	As at 31.03.2018
Computer Softwares	3	64.88	25.55	-	90.43	21.90	28.17	-	50.07	40.38	42.98
Website	3	21.07	-	-	21.07	14.10	6.97	-	21.07	-	6.97
<b>TOTAL</b>		<b>85.95</b>	<b>25.55</b>	<b>-</b>	<b>111.50</b>	<b>36.00</b>	<b>35.14</b>	<b>-</b>	<b>71.14</b>	<b>40.38</b>	<b>49.95</b>

4.1 Refer 'para 2.4' of 'Significant Accounting Policies' for the amortisation of Intangible Assets.

**5. INVESTMENT IN JOINT VENTURE / ASSOCIATE (Valued at cost, unless stated otherwise)**

(Rs. in Lakhs)

		As at March 31, 2020	As at March 31, 2019
<b>In Equity Shares- Unquoted, fully paid up</b> <b>Jointly Controlled Entity</b> 2,00,000 (2,00,000) equity shares of Rs.100 each fully paid in National Centre for Trade Information (NCTI) (Less): Provision for Impairment Loss  <b>Associate</b> 2,20,000 (2,20,000) equity shares of Rs. 100/- each in Jammu & Kashmir Trade Promotion Organisation (JKTPO)		200.00	200.00
		(116.45)	(116.74)
		83.55	83.26
		218.59	225.68
		<b>302.14</b>	<b>308.94</b>
5.1	Information about Joint Venture & Associate:		
	<b>Investment in Joint Venture:</b>		
<b>Name of Company</b>	<b>Country of Incorporation</b>	<b>Principal Activities</b>	<b>Proportion (%) of Shareholding</b>
			<b>31.03.2020</b> <b>31.03.2019</b>
National Centre for Trade Information	India	Trade Information	50%            50%
	<b>Investment in Associate:</b>		
<b>Name of Company</b>	<b>Country of Incorporation</b>	<b>Principal Activities</b>	<b>Proportion (%) of Shareholding</b>
			<b>31.03.2020</b> <b>31.03.2019</b>
Jammu & Kashmir Trade Promotion Organisation	India	Trade Promotion	42.05%        44%

NOTES TO THE CONSOLIDATED FINANCIAL STATEMENT FOR THE YEAR ENDED 31<sup>ST</sup> MARCH, 2020 (Contd..)**6 INVESTMENTS**

(Rs. in Lakhs)

		As at March 31, 2020		As at March 31, 2019
<b>In Equity Shares- Unquoted, fully paid up</b>				
(carried at fair value through Other Comprehensive Income)				
5 (5) shares of Rs.50/- each, aggregating Rs. 250/- only, in Sea Glimpse Cooperative Housing Society, Mumbai				
		-		-
		-		-
(i) Aggregate amount of Unquoted Investments				
		-		-
(ii) Aggregate amount of impairment in the value of investments				
		-		-

**7 LOANS (Considered good)**

(Rs. in Lakhs)

		As at March 31, 2020		As at March 31, 2019
<b>Loan to Employees (Refer Note 7.1)</b>				
<b>(including accrued interest)</b>				
Secured				
		328.73		404.44
Unsecured				
		32.55		45.16
		<b>361.28</b>		<b>449.60</b>
7.1	Loan to Employees includes due from officers in the nature of loan	14.15		16.23

**8 NON-CURRENT TAX ASSETS (Unsecured)**

(Rs. in Lakhs)

		As at March 31, 2020		As at March 31, 2019
<b>Income Tax / TDS Recoverable (Refer Note. 35.4)</b>				
Considered good				
		22,752.53		29,887.44
Considered doubtful				
	426.00		426.00	
(Less): Provision for doubtful TDS				
	(426.00)	-	(426.00)	-
Deposit (under protest)				
		1,319.00		1,319.00
		<b>24,071.53</b>		<b>31,206.44</b>

**9 OTHER NON-CURRENT ASSETS**

(Rs. in Lakhs)

		As at March 31, 2020		As at March 31, 2019
<b>Capital Advances</b>				
Secured (against corporate guarantee of NBCC)				
	8,400.00		-	
Unsecured				
	8,046.61	16,446.61	2,742.91	2,742.91
<b>Unsecured, considered good:</b>				
Sundry Deposits				
		1,224.40		1,226.56
Service Tax Recoverable (Note no. 35.6)				
		80.58		1,113.54
Deferred Payroll expense				
		1,055.45		95.19
		<b>18,807.04</b>		<b>5,178.20</b>

**10 INVESTMENTS**

(Rs. in Lakhs)

		As at March 31, 2020		As at March 31, 2019
<b>In Mutual Funds- Quoted</b>				
(Carried at fair value through Income and Expenditure)				
3,13,430.311 (2,91,490.319) units of Rs. 10/- each in UTI-Balanced Fund Dividend Reinvestment scheme				
		59.75		80.33
		<b>59.75</b>		<b>80.33</b>
(i) Aggregate amount of quoted investment & market value thereof				
		59.75		80.33
(ii) Aggregate amount of impairment in the value of investments				
		-		-

**NOTES TO THE CONSOLIDATED FINANCIAL STATEMENT FOR THE YEAR ENDED 31<sup>ST</sup> MARCH, 2020 (Contd..)**
**11 TRADE RECEIVABLES**
**(Rs. in Lakhs)**

		<b>As at March 31, 2020</b>		<b>As at March 31, 2019</b>
	Unsecured, considered good (Refer Note 11.1)	1,463.87		950.42
	Unsecured, considered doubtful (Refer Note 11.2)	941.49	1,101.70	
	(Less): Provision for doubtful trade receivables	(941.49)	(1,101.70)	-
		<b>1,463.87</b>		<b>950.42</b>
11.1	Due to short-term nature of current receivables, their carrying amount is assumed to be same as their fair value.			
11.2	Trade receivables include amount of Rs. 54.48 lakhs (Previous year Rs. 54.48 lakhs) due from NCTI, JV Company.			

**12 CASH & CASH EQUIVALENTS**
**(Rs. in Lakhs)**

		<b>As at March 31, 2020</b>		<b>As at March 31, 2019</b>
	<b>Balances with Banks:</b>			
	-Savings accounts	5,091.60		7,969.18
	-Current accounts (Refer Note 12.1)	49.56		14.49
	Drafts /Cheques on Hand	-		69.69
	Cash on Hand (Refer Note 12.2)	2.16		5.39
	Postage Imprest	0.57		0.81
		<b>5,143.89</b>		<b>8,059.56</b>
12.1	Bank balance in current accounts includes Rs. 9.95 lakhs (Previous year: Rs. 9.23 lakhs) held in bank accounts maintained in foreign countries.			
12.2	Amount held in Foreign currency of Rs. 1.90 lakhs (Previous year: Rs. 5.07 lakhs).			
12.3	There are no restriction with regard to cash and cash equivalents as at the end of the reporting period.			

**13 BANK BALANCES OTHER THAN CASH & CASH EQUIVALENTS**
**(Rs. in Lakhs)**

		<b>As at March 31, 2020</b>		<b>As at March 31, 2019</b>
	Term deposits with banks having original maturity of more than 3 months but less than 12 months	48,552.77		68,077.15
		<b>48,552.77</b>		<b>68,077.15</b>
13.1	Includes Rs. 153.49 lakhs (previous year: Nil) deposited into Debt Service Reserve Account (DSRA) for the Loan raised from SBI for financing the IECC project to cover the interest servicing for one quarter.			

**14 LOANS**
**(Rs. in Lakhs)**

		<b>As at March 31, 2020</b>		<b>As at March 31, 2019</b>
	Loan to Employees (including accrued interest) (Refer Note 14.1)			
	Secured, considered good	89.53		96.40
	Unsecured			
	Considered good	1,312.80	1,546.32	
	Considered doubtful	66.55	66.55	
	(Less): Provision for doubtful recovery of Advances	(66.55)	(66.55)	1,546.32
		<b>1,402.33</b>		<b>1,642.72</b>
14.1	Loans to Employees includes dues from:			
	Directors / Ex-Directors	0.01		0.01
	Officers in the nature of loan	2.09		1.92

NOTES TO THE CONSOLIDATED FINANCIAL STATEMENT FOR THE YEAR ENDED 31<sup>ST</sup> MARCH, 2020 (Contd..)**15 OTHER FINANCIAL ASSETS (Unsecured, considered good unless stated otherwise) (Rs. in Lakhs)**

		As at March 31, 2020	As at March 31, 2019
Grant recoverable from Government of India			
Considered good	1,003.63		910.34
Considered doubtful	1.00		1.00
(Less): Provision for doubtful Grant	(1.00)	1,003.63	(1.00)
Inter-corporate deposits (placed with NBFCs)		8,455.00	3,200.00
Due from Indian Missions Abroad		10.10	7.31
Interest accrued on Saving bank accounts & deposits		1,459.38	2,095.95
Other Receivable		-	0.16
Due from parties in respect of deposit works			
Considered doubtful	70.15		91.75
(Less): Provision for doubtful dues	(70.15)	-	(91.75)
		<b>10,928.11</b>	<b>6,213.76</b>

**16 CURRENT TAX ASSETS (Unsecured) (Rs. in Lakhs)**

	As at March 31, 2020	As at March 31, 2019
Income Tax / TDS Recoverable (Refer Note. 35.4)	8,704.41	-
	<b>8,704.41</b>	<b>-</b>

**17 OTHER CURRENT ASSETS (Unsecured, considered good unless stated otherwise) (Rs. in Lakhs)**

		As at March 31, 2020	As at March 31, 2019
<b>Advances to vendors</b>			
Considered good	415.08		533.96
Considered doubtful	168.09		163.28
(Less): Provision for doubtful advances	(168.09)	<b>415.08</b>	(163.28)
<b>Sundry Deposits</b>			
Considered good	315.74		29.68
Considered doubtful	8.53		14.03
(Less): Provision for doubtful deposits	(8.53)	<b>315.74</b>	(14.03)
<b>Others</b>			
GST Credit	930.47		882.71
Prepaid Expenses	247.38		17.13
Deferred Payroll expense	14.35		16.78
Deposit under protest with RPF	100.00		100.00
Other Advances	45.72		23.11
Group Gratuity Fund-LIC	22.49		20.97
Pre deposit of Service tax	-		5.21
TDS on GST - Deposit	-	<b>1,360.41</b>	0.40
		<b>2,091.23</b>	<b>1,629.95</b>

**NOTES TO THE CONSOLIDATED FINANCIAL STATEMENT FOR THE YEAR ENDED 31<sup>ST</sup> MARCH, 2020 (Contd..)**
**18 EQUITY SHARE CAPITAL**
**(Rs. in Lakhs)**

		As at March 31, 2020		As at March 31, 2019	
<b>Authorised</b>					
50,000 (50,000) equity shares of Rs. 100/- each		50.00		50.00	
<b>Issued, Subscribed &amp; Fully paid-up</b>					
25,000 (25000) equity shares of Rs. 100/- each, fully paid up		25.00		25.00	
		<b>25.00</b>		<b>25.00</b>	
18.1	<b>Reconciliation of shares outstanding</b>				
		As at March 31, 2020		As at March 31, 2019	
		No. of shares	(Rs. in lakhs)	No. of shares	(Rs. in Lakhs)
At the beginning of the year		25,000	25.00	25,000	25.00
Add: Issued during the year		-	-	-	-
At the end of the year		<b>25,000</b>	<b>25.00</b>	<b>25,000</b>	<b>25.00</b>
18.2	<b>Terms / Rights attached to Equity Shares</b>				
<p>The Holding Company has only one class of equity shares having a par value of Rs.100/- per share. Each holder of equity share is entitled to one vote per share. Since the Holding Company is incorporated under Section 25 of Companies Act, 1956 (now Section 8 of Companies Act, 2013), it is prohibited from distribution of surplus, if any, or other income of the Holding Company to its members by way of dividend, bonus shares or otherwise.</p> <p>In the event of winding up or dissolution of the Holding Company, if there remains, after the satisfaction of all the debts and liabilities and return of original capital to the Government, any property whatsoever, the same shall not be distributed amongst the members of the Holding Company but shall be given or transferred to such other Company having objects similar to the objects of the Holding Company to be determined by the members of the Holding Company at or before the time of dissolution or in default thereof, by the High Court of Judicature that has or may acquire jurisdiction in the matter.</p>					
18.3	<b>Details of Shareholder holding more than 5% shares</b>				
		As at March 31, 2020		As at March 31, 2019	
		No. of shares	% age	No. of shares	% age
<b>Equity Shares of Rs. 100/- each fully paid</b>					
Government of India		25,000	100	25,000	100
(2 shares held by nominee shareholders)					

**19 OTHER EQUITY**
**(Rs. in Lakhs)**

		As at March 31, 2020		As at March 31, 2019	
<b>Capital Reserves</b>					
Promoter's Contribution for investment in KTPO		1,020.00		1,020.00	
Others (Refer Note 19.1)		18.10		18.10	
<b>Capital Grant from Government of India</b>					
As per the last account		1,274.62		1,281.58	
(Less): Amortisation of Grant received		(41.70)		(41.70)	
Add: Received during the year		29.74	1,262.66	34.74	1,274.62
<b>Retained Earning</b>					
As per the last account		222,149.47		212,899.24	
Transfer to NCI		-		(198.64)	
Prior period adjustments (net)		-		(24.05)	
Restated Balance at the commencement of the year		222,149.47		212,676.55	
Add: Surplus for the year		11,166.20		9,745.51	
Add: Remeasurement gain/(loss) of defined benefit plans		(479.18)		(271.02)	
(Less): Share of OCI of joint venture accounted for using the equity method		(1.21)		(1.57)	
		232,835.28		222,149.47	
<b>Total</b>		<b>235,136.04</b>		<b>224,462.19</b>	
19.1	Represents excess of assets over liabilities of organisations merged with the Holding Company in earlier years.				

NOTES TO THE CONSOLIDATED FINANCIAL STATEMENT FOR THE YEAR ENDED 31<sup>ST</sup> MARCH, 2020 (Contd..)**20 NON-CONTROLLING INTEREST**

(Rs. in Lakhs)

			As at March 31, 2020		As at March 31, 2019
<b>Tamilnadu Trade Promotion Organization (TNTPO)</b>					
- Share Capital		0.49		0.49	
- Other Equity		15,939.10	15,939.59	14,185.54	14,186.03
<b>Karnataka Trade Promotion Organization (KTPO)</b>					
- Share Capital		980.00		980.00	
- Other Equity		5,882.95	6,862.95	5,751.65	6,731.65
			<b>22,802.54</b>		<b>20,917.68</b>

**21 BORROWINGS- CURRENT**

(Rs. in Lakhs)

		As at March 31, 2020		As at March 31, 2019
Borrowings from banks				
		23,222.50		-
		<b>23,222.50</b>		-
<b>21.1</b>	Term loan of Rs. 1,50,000 lakhs was sanctioned by State Bank of India (SBI) to part finance the capital expenditure for redevelopment of ITPO complex into IECC at Pragati Maidan New Delhi. The term loan carries the interest rate of 1-year MCLR, to be reset at annual interval, presently 8.50% and is paid at monthly interval. The term loan is repayable in 56 quarterly instalments after 30 months from the date of first disbursement thus no installments is due for repayment during 2020-21.			
	The term loan is secured by an irrevocable guarantee of Government of India (GoI) towards principal and interest, restricted to the maximum of 80% of the loan facility or Rs. 105400 lakhs, whichever is less and is effective from 15th March 2019. Further, the Company in accordance with sanction stipulations has also maintained a DSR account with SBI by way of fixed deposits to cover the interest servicing for one quarter for which fixed deposits of Rs. 153.49 lakhs were held as at 31st March, 2020 and shown in Note no. 13.1.			
	Loan amount of Rs. 23,222.50 lakhs have been drawdown by the Company during the year 2019-20. Pending capitalisation of IECC, the interest on term loan of Rs. 744.61 lakhs, interest income of Rs. 5.48 lakhs earned on DSRA and guarantee fees of Rs. 1054.00 lakhs (accumulated fee of Rs. 1103.09 lakhs) to GOI towards its issue for the year 2019-20 have been included in Capital Work-in-progress in Note no. 3.			

**22 NON- CURRENT PROVISIONS**

(Rs. in Lakhs)

		As at March 31, 2020		As at March 31, 2019
Provision for employees' benefits				
-Leave Encashment (Refer Note 35.14 (III))		2,125.52		2,043.10
-Gratuity (Refer Note 35.14 (II))		29.40		24.30
		<b>2,154.92</b>		<b>2,067.40</b>

**23 OTHER NON-CURRENT LIABILITIES**

(Rs. in Lakhs)

		As at March 31, 2020		As at March 31, 2019
Advance received from customers				
		817.53		939.65
		<b>817.53</b>		<b>939.65</b>

**24 TRADE PAYABLES**

(Rs. in Lakhs)

		As at March 31, 2020		As at March 31, 2019
Total outstanding dues of Micro, Small and Medium Enterprises (Refer Note 24.1)				
		31.28		2.69
Total outstanding dues to creditors other than Micro and Small Enterprises				
		2,163.07		1,956.31
		<b>2,194.35</b>		<b>1,959.00</b>

**NOTES TO THE CONSOLIDATED FINANCIAL STATEMENT FOR THE YEAR ENDED 31<sup>ST</sup> MARCH, 2020 (Contd..)**

(Rs. in Lakhs)			
24.1	Information in respect of micro, small and medium enterprises as required by Micro, Small and Medium Enterprises Development Act, 2006:	As at March 31, 2020	As at March 31, 2019
a.	Amount remaining unpaid to any supplier:		
	Principal amount	31.28	2.69
	Interest due thereon	-	-
b.	Amount of interest paid in terms of Section 16 of the MSMED Act along-with the amount paid to the suppliers beyond the appointed day.	-	-
c.	Amount of interest due and payable for the period of delay in making payment (which have been paid but beyond the appointed day during the year) but without adding the interest specified under the MSMED Act.	-	-
d.	Amount of interest accrued and remaining unpaid	-	-
e.	Amount of further interest remaining due and payable even in the succeeding years, until such date when the interest dues as above are actually paid to the small enterprises, for the purpose of disallowances as a deductible expenditure under Section 23 of MSMED Act.	-	-

**25 OTHER FINANCIAL LIABILITIES**

(Rs. in Lakhs)

	As at March 31, 2020	As at March 31, 2019
Bank Overdraft	1.50	12.47
Employees' Benefits payable	315.29	410.50
Security deposits	582.92	750.73
Payable to KIADB	66.92	24.50
Refund due to customers	2,431.95	2,043.49
Other payables	2,241.31	659.67
Deposits from contractors and others	66.71	-
	<b>5,706.59</b>	<b>3,901.36</b>

**26 OTHER CURRENT LIABILITIES**

(Rs. in Lakhs)

	As at March 31, 2020	As at March 31, 2019
Advance received from customers	3,976.02	5,372.94
Statutory Liabilities	559.78	934.81
	<b>4,535.80</b>	<b>6,307.75</b>

**27 CURRENT PROVISIONS**

(Rs. in Lakhs)

	As at March 31, 2020	As at March 31, 2019
<b>Provision for Employees' Benefits</b>		
-Gratuity (Refer Note 35.14 (II))	731.68	608.20
-Leave Encashment (Refer Note 35.14 (III))	323.32	435.60
-Performance Related Pay/ Ex-gratia (Refer Note 27.2)	-	3,264.00
-Pension Fund	4.28	10.89
-Pay Revision	183.63	173.68
	<b>1,242.91</b>	<b>4,492.37</b>



NOTES TO THE CONSOLIDATED FINANCIAL STATEMENT FOR THE YEAR ENDED 31<sup>ST</sup> MARCH, 2020 (Contd..)

27.1 Movement of Provisions (2019-20)					(Rs. in Lakhs)
Particulars	As at April 1, 2019	Amount utilised/ reversed during the year	Provision made during the year	As at March 31, 2020	
Performance Related Pay/ Ex-gratia	3,264.00	(3,264.00)	-	-	
Pension Fund	10.89	(6.61)	-	4.28	
Pay revision	173.68	-	9.95	183.63	
Movement of Provisions (2018-19)					(Rs. in Lakhs)
Particulars	As at April 1, 2018	Amount utilised/ reversed during the year	Provision made during the year	As at March 31, 2019	
Performance Related Pay/ Ex-gratia	3,264.00	-	-	3,264.00	
Pension Fund	725.26	(714.37)	-	10.89	
Pay revision	2,022.00	(1,848.32)	-	173.68	
27.2 The provision of Rs. 3264 lakhs towards Performance Related Pay (PRP)/ Ex-gratia was made by the Company during the period 01.04.2007 to 31.03.2017, in accordance with the guidelines of Department of Public Enterprises (DPE) on revision of pay scales as per 2nd Pay Revision Committee (2nd PRC). Pending approval of PRP/ Ex-gratia by the competent authority, ad-hoc payments amounting to Rs. 1222.19 lakhs (Previous Year: Rs. 1382.66 lakhs), net of recoveries from the employees retired/ taken VRS, were released to the employees with the approval of the Board of Directors (BOD) of the Company as 'Interest free advances' against the undertakings obtained from the employees to refund/ adjust the advance as per the decision of the competent authority.					
The BOD in 205th meeting held on 29.08.2018 had noted that though as per DPE guidelines, ITPO could grant PRP/ Ex-gratia but it is not mandatory for it to do so since the guidelines of DPE only provide the guidance but they do not create any obligation for the Company and all financial decisions including PRP/ Ex-gratia have to be considered by the BOD and approved by the Administrative Ministry, wherever required. This was also clarified by the Department of Commerce in Sep.'13 and reiterated in Oct.'17 that ITPO is ineligible for PRP as per recommendation of 2nd PRC.					
However, in case of 3rd PRC, the decision on PRP/ Ex-gratia is dependent upon its financial position and other factors. Therefore, due to huge financial outgo committed by the Company for ongoing IECC project and inadequate surplus generated from core activities, the BOD during 2017-18 and 2018-19 decided not to provide for/ pay PRP/ Ex-gratia/ Interest free advance for both these years.					
The BOD in 213th meeting held on 18th June 2020 decided not to make provision towards PRP/ ad-hoc advance for the year 2019-20, considering the extreme financial stress on the Company due to ongoing IECC project, the adverse business outlook projected during next few years due to outbreak of Covid-19 and to write back the provision of Rs. 3,264 lakhs towards PRP/ Ex Gratia already made during the earlier years for 2nd pay revision period, which is not payable as per the clarification of DoC. The BOD in 214th meeting on 22nd September 2020 decided that the recoveries of ad-hoc advances of Rs. 1,222.19 lakhs from the employees shall be completed in three years or at the time of retirement/ VRS whichever is earlier, to improve the availability of funds in the company for the project.					
28 REVENUE FROM OPERATION					(Rs. in Lakhs)
	Year ended 31.03.2020		Year ended 31.03.2019		
<b>Sale of Services</b>					
Space Rent (Net)	21,644.23		19,808.74		
Rent from Convention centre	-		692.95		
Government Grant- Revenue	776.33		426.11		
Receipts towards electricity & water charges	907.41		667.14		
Receipts towards other services	368.71		284.53		
Hoardings	454.46		238.34		
Branding/ Sponsorship	45.83		0.32		
		24,196.97		22,118.13	
<b>Other Operating Revenue</b>					
Sale of Entry Tickets / Seasonal Passes	416.97		365.25		
Subscriptions	9.96		57.53		
Advertisement- Publications	78.61		46.65		
Sale of Publications	1.72		1.74		
		507.26		471.17	
		<b>24,704.23</b>		<b>22,589.30</b>	

**NOTES TO THE CONSOLIDATED FINANCIAL STATEMENT FOR THE YEAR ENDED 31<sup>ST</sup> MARCH, 2020 (Contd..)**
**29 OTHER INCOME**

(Rs. in Lakhs)

		Year ended 31.03.2020		Year ended 31.03.2019	
	<b>Interest Income from</b>				
	-Bank Deposits & Saving banks accounts	3,699.51		7,059.14	
	-Inter- corporate deposits	266.20		952.98	
	-Loan to employees	50.52		65.96	
	-Income tax	261.72		37.59	
	-Others	2.07	4,280.02	2.92	8,118.59
	Dividend from Mutual Funds		5.63		5.94
	Rent (Refer Note 35.2)		413.16		66.00
	Difference in Exchange (net)		5.33		-
	<b>Other non-operating income</b>				
	Profit/ (Loss) on Sale of Property, Plant & Equipments	6.83		24.78	
	Liabilities/Provisions no longer required, written back	479.17		388.71	
	Penalties from customers (Refer Note 29.1)	430.79		494.31	
	Miscellaneous Income	136.62	1,053.41	251.61	1,159.41
			<b>5,757.55</b>		<b>9,349.94</b>
29.1	Penalty of Rs. 784.07 lakhs, cumulative up to 31.03.2020, due to cancellation of events by the third party organisers has not been recognized as income and the same shall be accounted for in accordance with the Ind AS-115 as and when the amount is recovered/ adjusted.				

**30 EMPLOYEES' BENEFITS EXPENSE**

(Rs. in Lakhs)

		Year ended 31.03.2020		Year ended 31.03.2019	
	<b>Salaries &amp; Wages</b>				
	Salaries, Wages & Allowances (Refer Note 30.1)	6,527.17		7,175.60	
	Other Perks & Allowances	1,376.85	7,904.02	1,537.24	8,712.84
	<b>Contribution to Provident &amp; Other Funds</b>				
	Contribution to Provident Funds (Refer Note 35.14 (I))	628.77		626.57	
	Contribution to Pension Funds (Refer Note 35.14 (I))	354.08		353.84	
	Gratuity (Refer Note 35.14 (II))	254.94		338.93	
	Leave Encashment (Refer Note 35.14 (III))	641.34		464.15	
	Contribution to other funds	8.41	1,887.54	9.44	1,792.93
	<b>Staff Welfare Expenses</b>				
	Medical Expenses	465.96		409.24	
	Compensation for deceased employees	41.56		99.35	
	Other staff welfare expenses	108.56	616.08	149.63	658.22
			<b>10,407.64</b>		<b>11,163.99</b>
30.1	Includes Rs. 293.48 lakhs (Previous year Rs. 709.94 lakhs) on account of ex-gratia under the Voluntary Retirement Scheme.				

**31 DEPRECIATION AND AMORTISATION EXPENSE**

(Rs. in Lakhs)

		Year ended 31.03.2020		Year ended 31.03.2019	
	Depreciation on Property, Plant & Equipment	596.67		617.48	
	Depreciation on Right-of-Use Assets	93.21		-	
	Amortization of Other Intangible Assets	31.52	721.40	34.96	652.44
			<b>721.40</b>		<b>652.44</b>

**32 FINANCE COST**

(Rs. in Lakhs)

		Year ended 31.03.2020		Year ended 31.03.2019	
	Interest on lease		23.57		-
	Bank Charges		3.24		5.06
	Other interest cost		10.59		8.93
			<b>37.40</b>		<b>13.99</b>

NOTES TO THE CONSOLIDATED FINANCIAL STATEMENT FOR THE YEAR ENDED 31<sup>ST</sup> MARCH, 2020 (Contd..)

## 33 OTHER EXPENSES

(Rs. in Lakhs)

	Year ended 31.03.2020		Year ended 31.03.2019	
<b>Expenses related to sale of services</b>				
Participation charges		1,927.62		2,020.93
Construction & Interior Decoration		1,134.75		843.89
Publicity		440.83		442.08
Freight, Packing & Handling		1.66		10.24
Cultural Programmes & Fashion Shows		-		0.77
Interpreter wages		14.51		10.67
Travelling & Conveyance		379.24		251.07
Foreign Delegation		16.63		9.70
Difference in Exchange (net)		-		7.52
<b>Other Operating Expenses</b>				
Entertainment		47.30		34.04
Commission		96.18		88.12
Electricity & Water charges		1,210.82		1,440.49
Maintenance of Pragati Maidan				
-Civil	184.96		454.47	
-Electrical	482.33		771.11	
-Horticulture	35.63		39.31	
-Conservancy Arrangements	190.00	892.92	213.74	1,478.63
Operation and Maintenance		364.96		538.55
<b>Other Administrative Expenses</b>				
Repairs, Renewals & Maintenance		282.23		298.62
Security expenses		640.73		678.03
Postage, Telegrams & Telephones		32.09		60.33
Insurance		13.36		14.94
Legal & Professional charges		81.03		98.72
Recruitment expenses		-		39.60
Seminar & Training		14.50		7.39
Books & Periodicals		2.71		3.07
Printing & Stationery		59.86		67.43
Advertisement expenses		13.10		36.02
Corporate Social Responsibility Expenses (Refer Note 35.18)		433.97		523.43
Administration charges (Outsourcing)		105.84		98.30
Rates & Taxes	411.27		365.67	
(Less): Recoveries	(3.51)	407.76	(0.83)	364.84
Rent	7.32		117.64	
(Less): Recoveries	-	7.32	(1.40)	116.24
Vehicle running & maintenance	21.18		25.52	
(Less): Recoveries	(0.08)	21.10	(0.08)	25.44
Fair value loss/ (gain) on Mutual Funds		26.20		4.36
Interest paid on delayed taxes/ grant		80.75		-
Provisions/Write offs		92.21		131.81
Other Miscellaneous expenses		219.65		183.54
Sitting Fees to Directors		1.00		2.40
Auditor's Remuneration				
-Audit Fee	12.58		7.20	
-Tax Audit Fee	1.50		1.00	
-Arrears	1.13		2.60	
-Reimbursement of expenses	0.95	16.16	1.20	12.00
		<b>9,078.99</b>		<b>9,943.21</b>



**NOTES TO THE CONSOLIDATED FINANCIAL STATEMENT FOR THE YEAR ENDED 31<sup>ST</sup> MARCH, 2020 (Contd..)**

**34 EXCEPTIONAL ITEMS**

(Rs. in Lakhs)

	Year ended 31.03.2020		Year ended 31.03.2019	
Provision for PRP written back (Refer Note 27.2)		3,264.00		-
Forfeiture of Bid security on Land monetisation (Refer Note 35.8 (c))		-		1,694.92
		<b>3,264.00</b>		<b>1,694.92</b>

**35 OTHER NOTES FORMING PART OF THE CONSOLIDATED FINANCIAL STATEMENTS FOR THE YEAR ENDED 31 MARCH 2020**

(Rs. in Lakhs)

35.1	CONTINGENT LIABILITIES AND COMMITMENTS	As at March 31, 2020		As at March 31, 2019	
a)	<b>Contingent Liabilities (Refer Note 35.1.1)</b>				
	<b>Claims against the Group not acknowledged as debts - Disputed liability not adjusted as expenses in the accounts for various years being in appeal towards:</b>				
	Income Tax (also Refer Note 35.4)	823.37		833.76	
	Service Tax	141.14		141.14	
	Employee Provident Fund (amount deposited Rs. 100.00 lakhs, Previous year Rs. 100 lakhs)	1,695.57		1,695.57	
	Entertainment Tax	-	2,660.08	432.35	3,102.82
	Employee related matter		3,335.02		-
	Others - for which the Group is contingently liable		1,847.46		2,011.07
			<b>7,842.56</b>		<b>5,113.89</b>
b)	<b>Capital Commitments</b>				
	Estimated amount of contracts remaining to be executed on capital account and not provided for net of advances - Refer Note 35.8		93,709.47		135,415.04
	Equity Contribution in Subsidiary/ Associate Company		1,005.00		1,000.00
35.1.1	The Group is contesting these demands and the management including its advisors are of the view that these demands may not be sustainable at the appellate level. The management believes that the ultimate outcome of these proceedings will not have any material adverse effect on the Group's financial position and results of operations. The Group does not expect any reimbursement in respect of above contingent liabilities and it is not practicable to estimate the timing of cash outflows, if any, in respect of these matters, pending the decisions of the competent authorities.				
35.1.2	<b>CPWD Vs. CCCL- TNTPO</b>				
	As per the construction agreement with CPWD, the company has to meet the liability arising out of any litigation in the course of execution of the contract. There was a litigation between CPWD and Consolidated Construction Consortium Limited (CCCL), the contractor engaged by CPWD for the construction of convention centre – Phase II. There was an award in the arbitration between the parties and based on the subsequent development, the company is contingently liable for Rs.80.08 lakhs including interest @ 10% on Rs.63.76 lakhs from the date of award to the date of actual payment in full and final settlement.				
	During the year, the Division Bench of the Hon'ble High Court of Madras has also confirmed the original Arbitration Award. The matter was placed before the 49th Meeting of Board of Directors of TNTPO and after detailed deliberations, it was decided that the delay in the completion of the construction of Convention Centre by 543 days is due to lack of supervision and negligence of CPWD. TNTPO is not legally bound to release any amount due to CPWD as there was no agreement entered. The decision of the Board has been communicated to the CPWD. But CPWD is contesting that the work is depository in nature, TNTPO being the owner of the project is liable to make the payment of arbitration award. Further, in its 50th Board meeting of TNTPO again the matter was placed before the Board of TNTPO to take a final call on this long pending issue and the "Board observed that this particular case has arisen merely due to negligence and supervisory failure on the part of CPWD which caused non-adherence to the time schedule of the completion of the project that has led to the pronouncement of the award. The Board also felt that mere guidelines of CPWD or mere correspondence between CPWD and TNTPO vice versa cannot bind TNTPO to make payment". In the 51st Board meeting of TNTPO, the Board advised the communication may be sent to CPWD stating that, TNTPO is not a party in litigation and therefore CPWD may be requested to settle the issue at their end and not to entertain any further correspondence. Accordingly, necessary communication has been sent to CPWD vide this office letter No. TNTPO/Engg-103/2016 dated 05.01.2017. But the Executive Engineer CPWD has requested to release Rs. 126.97 lakhs (Against the decretal amount of Rs.150.94 lakhs, an amount of Rs.23.98 lakhs have been adjusted against the deposit available with CPWD) towards arbitration award on the above issue as CPWD had already made paid to contractor from their suspense account to avoid embarrassing situation like contempt of court in its Secretary, Ministry of Commerce and Industry would also have been Respondent vide CPWD letter No. 23 (247)/CD-II/2019/946 dated 02.12.2019. The above issue was placed before the Board Meeting held on 07.08.2020 and the Board of TNTPO negated the item as earlier decision taken by the Board on this subject stands good.				
	In the context of the above, the company is contingently liable for Rs.126.97 lakhs to CPWD.				

NOTES TO THE CONSOLIDATED FINANCIAL STATEMENT FOR THE YEAR ENDED 31<sup>ST</sup> MARCH, 2020 (Contd..)

<b>35.2</b>	<p><b>National Science Centre and National Handicrafts &amp; Handlooms Museum (Crafts Museum)- ITPO</b></p> <p>"Land and Development Office (L&amp;DO), Ministry of Urban Development has leased out 123.51 acres of land for Pragati Maidan Complex to the Company on perpetual lease of 99 years on 7th March 2011, out of which the combined area of 7.2623 acres is under the occupation of two Government Departments i.e. Crafts Museum and National Science Centre, without a lease agreement. Annual rent of Rs. 646.58 lakhs [cumulative rent of Rs. 11,275.73 lakhs (Previous year Rs. 10,629.15 lakhs)] is not being paid and contested by them. The company has decided to file the application before Administrative Mechanism for Resolution of CPSE's Disputes (AMRCD) to resolve the issue. In view of uncertainty in its realization, the rental income is not recognized in the books of accounts since earlier years.</p> <p>The expenditure incurred on the annual ground rent, paid to L&amp;DO, including the area under possession of the said two departments, is borne by the Company as the lease deed for the entire area is in the name of the Company. Further, municipal taxes in respect of area under their possession are being paid by these departments directly to the Revenue authority."</p>
<b>35.3</b>	<p>In the opinion of the management, the value of assets other than Property, Plant and Equipment and Intangible assets, on realization in the ordinary course of business, will not be less than the value at which these are stated in the Balance Sheet.</p>
<b>35.4</b>	<p><b>INCOME TAX MATTERS</b></p>
<b>(i)</b>	<p><b>Holding Company</b></p> <p><b>A. Exemption of Income</b></p> <p>The Director General of Income Tax (Exemptions) had withdrawn the Income Tax exemption granted to ITPO under section 10(23C)(iv) of the Income Tax Act, 1961 since Assessment Year 2009-10 onwards as per the amended proviso of section 2(15) of the Income Tax Act, 1961 effective from 1.4.2008.</p> <p>The Company had contested the withdrawal of exemption before the Hon'ble High Court of Delhi and got a favourable judgment on 22.01.2015. Accordingly the Chief Commissioner of Income Tax (Exemptions) vide order dated 02.03.2015 restored the aforesaid Income-tax exemption of the Company w.e.f. Assessment Year 2009-10 onwards.</p> <p>The Income Tax department has since filed a Special Leave Petition SLP (C) no. 9284 of 2017 before the Hon'ble Supreme Court against the order of the Hon'ble High Court of Delhi. The prayer of the Income Tax department for interim relief/ stay of operation of the judgment passed by the Hon'ble High Court of Delhi was not accepted by the Hon'ble Supreme Court and the matter has been tagged with other SLPs pending before Hon'ble Supreme Court on similar matters and the date of hearing is yet to be fixed.</p> <p>Even though the matter of exemption is pending before the Hon'ble Supreme Court, the management and it's advisors are of the view that since the income-tax exemption has been restored by the Hon'ble High Court of Delhi, no provision for income-tax, interest and penalties is considered necessary from Assessment year 2009-10 onwards.</p> <p><b>B. Demand for Income Tax</b></p> <p>During the intervening time period, the Income Tax Department passed the orders for the assessment years 2009-10 to 2011-12 denying the exemption under Section 10(23c)(iv) and raised demand of Rs. 15,589.86 lakhs against which Rs. 1,319.00 lakhs was deposited under protest. Further, refunds for Asst. Yrs. 2007-08 to 2013-14 amounting to Rs 6,464.64 lakhs were adjusted/ withheld against the demand. In addition, TDS of Rs. 15,640.33 lakhs was receivable from the Income Tax Department for various assessment years.</p> <p>Appeals filed by the Company with CIT (Appeals) against the demand raised by the Income Tax Department for the assessment years 2009-10 to 2011-12 were decided in favour of the Company against which the Income Tax Department filed the appeal with the Income Tax Appellate Tribunal (ITAT), Delhi. During the year 2019-20 ITAT decided the matter in favour of the company. Consequently, applications for appeal effect were filed by ITPO for obtaining the refund of TDS and deposits.</p> <p>Pending assessments/ refunds, refunds of Rs. 23,844.03 lakhs (including Rs. 1,319 lakhs paid under protest) for AY 2009-10 to AY 2020-21 have been reflected in the accounts under the head "Income Tax/ TDS Recoverable" in Note 8 &amp; 16 and have been considered good for recovery except to the extent of Rs. 426 lakhs; out of which TDS refunds of Rs. 8,704.41 lakhs for various assessment years have been received by the company subsequent to the date of these Financial Statements.</p>
<b>(ii)</b>	<p><b>Tamilnadu Trade Promotion Organisation (TNTPO)</b></p> <p>For the Assessment year 2006-07, the Income Tax Department has reopened the Assessment by issue of notice u/s 148 dated 28.03.2013 pointing out that there was an escapement of Income and raised demand of Rs.149.47 lakhs towards short fall in the Application of Income besides interest and penalty.</p> <p>By contesting the same, TNTPO filed an appeal before the Commissioner of Income Tax (Appeals) against the said Assessment order and filed an application for stay of demand. As per the orders of stay of demand, TNTPO has remitted (under protest) 50% of the Tax Demand of Rs.74.73 lakhs.</p> <p>The Chief Commissioner of Income Tax, Chennai-III had withdrawn the Income Tax Exemption issued under section 10 (23) (C) (IV) of the Income Tax Act from the Assessment year 2009-10 onwards on the grounds that the Company is engaged in activities of trade, Commerce or business or rendering services in relation to trade, commerce or business as per the amended proviso of Section 2(15) of the income Tax Act with effect from 01.04.2008. Currently, this case is pending with Supreme court of India.</p> <p>Consequent to the withdrawal of exemption order issued under section 10 (23C) (iv), the Assessing Officer has raised demands for the Assessment Years 2009-10 to 2017-18, Tax deposited under protest and the status of the case are tabulated below:</p>

**NOTES TO THE CONSOLIDATED FINANCIAL STATEMENT FOR THE YEAR ENDED 31<sup>ST</sup> MARCH, 2020 (Contd..)**

Assessment Year	Total Demand (including interest)	Total tax treated as paid under protest as per Accounts (Note 8)	Cases Pending with	(Rs. in Lakhs)		
				As per 26AS (TDS Credit, Advance Tax paid, Regular Tax paid, Pre-deposit for filing Appeal paid etc.)	TDS Credit	Taxes paid
2006-07	149.47	3,206.82	CIT (Appeals)	-	74.73	74.73
2009-10	501.00		HC of Chennai	24.13	422.25	446.38
2010-11	358.59		HC of Chennai	2.32	361.63	363.95
2011-12	585.56		HC of Chennai	2.54	585.56	588.10
2012-13	968.50		CIT (Appeals)	33.69	964.75	998.45
2013-14	1,360.67		CIT (Appeals)	163.65	180.06	343.70
2014-15	992.50		CIT (Appeals)	242.09	750.41	992.50
2015-16	-	636.65	As per Return of Income	233.82	400.00	633.82
2016-17	960.46	652.71	CIT (Appeals)	235.64	446.94	682.58
2017-18	1,328.40	800.55	CIT (Appeals)	296.24	500.00	796.24
2018-19	-	1,011.85	As per Return of Income	308.06	700.00	1,008.06
2019-20	-	965.49	As per Return of Income	344.72	615.00	959.72
2020-21	-	1,196.77	As per Accounts	408.77	788.00	1,196.77
<b>Total</b>	<b>7,205.15</b>	<b>8,470.84</b>	<b>-</b>	<b>2,295.67</b>	<b>6,789.33</b>	<b>9,085.00</b>
* Breakup of Income taxes treated as paid under protest as per Accounts						
Income Tax Refund						1,640.60
Deposit-Income Tax Account						6,421.49
TDS Receivable - 2019-20						408.77
<b>B)TOTAL</b>						<b>8,470.86</b>
Most of the organisers are yet to pay the tax and file the returns due to impact of COVID-19, thereby resulting a huge difference between the books of Accounts and 26AS, however the same has been reconciled.						
<b>a)</b>	<b>Difference in Taxes treated as paid between Books of Accounts &amp; 26AS System remains to be reconciled</b>					
The holding company (ITPO) had filed a writ petition challenging the provision of section 2 (15) of the Income Tax Act 1961, in the Hon'ble High Court of New Delhi and also won the case. ITPO got a favourable judgment from the Hon'ble High Court of Delhi on 22.01.2015. Consequently, the Income Tax Department has granted the Income Tax Exemption u/s 10 (23C) (iv) of the Income Tax Act, 1961 to ITPO.						
As resolved by the Board at its 42nd Board Meeting held on 08.08.2013, Accounting Treatment of the Tax Liability in the books of accounts of TNTPO has to be in line with holding company (ITPO). As such, TNTPO is also following the action of holding Company and writs have been filed in the Hon'ble High Court Madras and the matter is subjudice. TNTPO is hopeful of getting a favourable decision like the holding Company ITPO, hence no provision for Income Tax liability for the AY 2009-10 to 2017-18 are made in the books of accounts, in line with the Accounting Treatment followed by holding Company ITPO. The appeals filed by TNTPO for various Assessment Years are pending disposal. Pending disposal of these appeals, the company is contingently liable for the total demand of Rs. 7,205.16 lakhs as on 31st March 2020 which include the demand for withdrawal of exemption of Rs. 7,055.69 lakhs and demand for escapement of Income of Rs. 149.47 lakhs. In this context, the Hon'ble High Court of Madras has ordered that " <i>The petitioner shall continue to pay the amount claimed by the respondents subject to the outcome of the challenge to the judgement of the Delhi High Court in W. P. (C) No. 1872 of 2013 (supra) pending before the Hon'ble Supreme Court in Civil Appeal No. 9284 of 2017, arising out of Special Leave Petition Civil No. 14674 of 2016.</i> "						
The Company is also contingently liable for the AY 2015-16 to 2019-20 for which the Department is yet to take up the Assessment Proceedings and the amount of contingent liability is yet to be determined.						

NOTES TO THE CONSOLIDATED FINANCIAL STATEMENT FOR THE YEAR ENDED 31<sup>ST</sup> MARCH, 2020 (Contd..)

b)	Demand relating to TDS Compliance as per department TRACES portal amounting to Rs.7.18 lakhs is considered as contingent liability.				
(iii)	<b>Karnataka Trade Promotion Organisation (KTPO)</b>				
	<p>The organization had obtained exemption u/s 10(23C)(iv) of Income Tax Act, 1961 up to assessment year 2008-09. The organization applied for extension of exemption for the assessment years 2009-10, 2010-11, and 2011-12. The Chief Commissioner of Income Tax has passed orders rejecting the applications for renewal of approval u/s 10(23C)(iv) of Income Tax Act, 1961. The organization had filed writ petition in the Hon'ble High Court of Karnataka , challenging the rejection orders of the Chief Commissioner of Income Tax . The Hon'ble High court of Karnataka passed orders setting aside the orders passed by the Chief Commissioner of Income Tax u/s 10(23C)(iv) of Income Tax Act rejecting the renewal of approval as sought by the Company, at the same time directing the department to decide on withdrawal or otherwise of the registration when such an occasion arising in future.</p> <p>For Assessment Years 2010-11 to 2014-15, the Assessing Officer had denied the exemption claimed by the Company u/s 11/ 10(23c)(iv) by applying the amended provisions of Sec. 2(15) of the Act. There is no tax liability for the assessment year 2010-11 since there is no excess of income over expenditure during the year as per the assessment order passed by the Assessing Officer. In response, the Company has filed appeals before the Hon'ble Commissioner of Income Tax ( Appeals) stating that the organization does not attract the amended provision of Section 2(15) of the Act and is eligible to claim exemption u/s 10(23c)(iv) of the Act. Further, the stand of the Company has been ratified for the Assessment Years 2010-11,2011-12 and 2012-13 by the acceptance of its Appeals by the Commissioner of Income Tax vide its Orders dated 30-08-2017, 16-06-2016 and 14-09-2017 respectively. However, the Income Tax Department has filed Appeals with Income Tax Appellate Tribunal for the Assessment Years 2010-11, 2011-12 and 2012-13 against the Orders of Commissioner of Income Tax (Appeals) passed in favour of Company. In respect of Assessment Year 2010-11, the Appeal filed by the Income Tax Department was dismissed by the Income Tax appellate Tribunal vide Order Dated 13-07-2018. For the Assessment Year 2016-17, the assessing officer issued intimation under section 143 (1) of the Income Tax Act dated 17-03-2018 disallowing claim of accumulation under Section 11(2) of the Act since Form 10 (in Electronic Mode) was not furnished within the due date. In response the Company has filed appeal before the Assistant Commissioner of Income Tax (Appeals) to condone the delay in filing Form 10(in Electronic Mode) and allow the accumulation amount u/s 11(2) of the Act. Further, the Department vide Circular No. 7/2018 dated 28/12/2018 had condoned the delay in filing Form 10 (in Electronic Mode) in general. Till 31.03.2020, the total demands raised are Rs. 637.37 Lakhs for Ass. Yrs. 2013-14, 2014-15 and 2016-17 against which refunds of Rs. 224.60 Lakhs are adjusted leaving balance demand of Rs. 412.77 Lakhs. No provision has been made against the said demand but included in Contingent Liabilities.</p> <p>The organization had received notice from the Additional Commissioner of Income Tax (Tech) -I for proposal to withdraw the approval granted u/s 10(23c) (iv) of the Act for the assessment years 2003-04 to 2008-09 with effect from 1-04-2009, i.e. from the date of amendment to section 2(15) and onwards. The Company had filed written submissions for reconsideration of its withdrawal proposal.</p> <p>The Company has received Show Cause Notice for cancellation of registration u/s 12AA of Income Tax Act, 1961. In response, the organization had requested for non-cancellation of the registration. No further communication has been received in this regard from the department.</p> <p>The position of Demands raised and adjusted till 31-03-2020 are as under :</p>				
	(Rs. in Lakhs)				
	<b>Assessment Year</b>	<b>Demand Raised</b>	<b>Refund Adjusted</b>	<b>Balance Pending</b>	<b>Appeal Filed on</b>
	2013-14	238.80	70.50	168.30	15-04-2016
	2014-15	158.75	83.57	75.17	14-12-2016
	2016-17	239.83	70.53	169.30	23-01-19
	<b>Total</b>	<b>637.38</b>	<b>224.60</b>	<b>412.77</b>	
<b>35.5</b>	<b>DEFERRED TAX ASSET/ LIABILITY</b>				
	In view of the income of ITPO being held to be exempt under section 10(23C)(iv) of the Income Tax Act, 1961 as per the order of the Hon'ble High Court of Delhi and in view of the management and it's advisors, the SLP filed by Income tax department is likely to be in their favour hence the deferred tax assets/ liabilities have not been recognized.				
<b>35.6</b>	<b>SERVICE TAX MATTERS</b>				
(i)	<b>Holding Company</b>				
	<p>(a) Service Tax demand of Rs. 1,087.95 lakhs for the period 2006-07 to 2009-10 comprising service tax of Rs. 1,064.27 lakhs and interest of Rs. 23.68 lakhs was raised on the Company by Commissioner of Service Tax. The said demand was contested and the Commissioner of Customs and Central Excise vide order dated 22.01.2015 revised the demand to Rs. 410.41 lakhs and restricted penalty to Rs. 410.41 lakhs and Rs. 0.10 lakh &amp; interest till the date of payment with the condition that penalty amount would stand waived by 75% in case payment is made within 30 days.</p> <p>An appeal against the aforesaid order was filed before CESTAT on 24.04.2015, modified appeal has been filed on 09.02.2017 on the directions of CESTAT. In the meanwhile, the Company deposited the service tax of Rs. 410.41 lakhs, penalty of Rs. 102.70 lakhs and interest of Rs. 368.20 lakhs aggregating to Rs. 881.31 lakhs on 25.02.2015, under protest and the amount has been reflected in the accounts under the head "Service Tax Recoverable" in Note 9. The Company has received the favourable order from CESTAT on 13.09.2018 and has filed the appeal effect for obtaining the refund of Rs. 881.31 lakhs.</p>				

**NOTES TO THE CONSOLIDATED FINANCIAL STATEMENT FOR THE YEAR ENDED 31<sup>ST</sup> MARCH, 2020 (Contd..)**

(b) Further, following demand cum show cause notices for service tax (interest and penalties not quantified) were served by the Service Tax department for the undernoted years:							
<b>(Rs.in lakhs)</b>							
<b>Year</b>		<b>Amount</b>					
2011-12		42.77					
2012-13		51.68					
2013-14		46.69					
<b>Total</b>		<b>141.14</b>					
The Company based on the expert opinion, considers that the various matters above, on which the demand-cum-show cause notices were served, does not fall within the ambit of service tax.							
Hence, the demands have been contested by the Company with the respective authorities and accordingly no provision for demand of Rs. 141.14 lakhs has been considered necessary in the accounts as at 31.03.2020 and the said demand of Rs. 141.14 lakhs has been shown as Contingent Liability in Note 35.1.							
<b>(ii) Tamilnadu Trade Promotion Organisation (TNTPO)</b>							
In the previous years, an amount of Rs. 52.12 lakhs was shown as contingent liability (detail below) towards demand for service tax on the share of income from sale of tickets for the period from 2006 to 2016. TNTPO has availed the scheme by paying 30% of the confirmed Service Tax demand services to the tune of Rs. 15.63 lakhs (after adjusting pre deposit of Rs 5.21 lakhs which works out to Rs. 10.42 lakhs only) thereby giving full relief from the confirmed demand of Rs. 52 lakhs, penalty of Rs. 23.72 Lakhs and huge interest apart from the relief from the bother of continued litigation all of which will substantially benefit TNTPO. The above issue was informed to the Board of TNTPO in its 60th meeting held on 21.01.2020 and the same was noted.							
<b>Sl. No.</b>	<b>Particulars</b>	<b>Order in Original</b>	<b>Order in Appeal</b>	<b>Period</b>	<b>Demand in Lakhs</b>	<b>Pre-Deposit 10% on Demand made</b>	<b>Present Status</b>
1	SCN No.456/2011 dt.13.10.2011	OIO No.115/2013 dt.17.12.2013	OIA No.546 & 547/2016 (STA-1) dt.01.09.2016	Apr'06 to Mar'11	19.53	2.77	TNTPO has availed the scheme by paying 30 % of the confirmed Service Tax Demand to the tune of Rs.15.63 lakhs (after adjusting pre-deposit of Rs.5.21 lakhs which works out to Rs.10.42 lakhs only) thereby giving full relief from the confirmed demand of Rs.52 lakhs.
	SCN No.07/2013 dt.17.01.2013			Apr'11 to Mar'12	6.51		
2	SOD 07/2014 dt.25.03.2014	OIO No.19/2015 dt. 20.07.2015		Apr'12 to Jun'12	1.68	1.23	
3	SCN No.290/2014 dt.08.10.2014	OIO No.84 & 85/2016 dt. 23.03.2016	OIA No.126/2017 dt 31.07.2017	July'12 to Mar'13	6.16		
	SOD No.16/2015 dt.24.03.2015			Apr'13 to Mar'14	6.17		
4	SOD No.09/2016 dt.06.04.2016	OIO No. 01/2017 dated 15.06.2017	OIA No.452 /2017(CTA-II) dated 29.12.2017	Apr'14 to Mar'15	5.46	1.21	
5	SOD No.01/2017 dt.11.01.2017	OIO No. 02/2017 dated 15.06.2017	OIA No.453/2017 (CTA-II) dated 29.12.2017	Apr'15 to Mar'16	6.61		
					<b>52.12</b>	<b>5.21</b>	
The unadjusted component of Service Tax paid on advances prior to 30.06.2017 was Rs.83.29 lakhs (Service Tax = Rs. 68.96 lakhs, Krishi Kalyan Cess= Rs. 6.21 lakhs and Swachh Bharat Cess= Rs. 8.13 lakhs). Out of the above amount, refund claim of Rs. 35.74 lakhs through online from the GST portal has to be made, besides Rs. 1.76 lakhs towards service tax paid against the receipt on advance for future events but the event not yet held (ACMEE 2020) and the same will be claimed after completion of event through GST portal totalling Rs. 37.50 lakhs has been shown as Service Tax recoverable under 'other non-current assets'. Refer note no. 9. The balance amount of Rs. 45.79 lakhs has been treated as prior period expenses.							
<b>35.7 CONFIRMATION OF BALANCES</b>							
Balances appearing under Trade Receivables, Loans & Advances, Trade Payables and other parties etc. are subject to reconciliation/ confirmation. The impact, if any, subsequent to the confirmation/ reconciliation will be taken in the year of confirmation/ reconciliation.							



NOTES TO THE CONSOLIDATED FINANCIAL STATEMENT FOR THE YEAR ENDED 31<sup>ST</sup> MARCH, 2020 (Contd..)

<b>35.8</b>	<b>INTERNATIONAL EXHIBITION CUM CONVENTION CENTRE (IECC) PROJECT- ITPO</b>
(a)	International Exhibition cum Convention Centre (IECC) project for redevelopment of Pragati Maidan complex was approved by the Government of India (GOI) in the Cabinet Committee of Economic Affairs (CCEA) meeting held on 24.1.2017 at a cost of Rs. 2,25,400 lakhs, since revised to Rs. 2,69,851 lakhs. The project, as per approval, is to be funded from Company's resources of Rs. 1,20,000 lakhs and balance by term loan from bank, secured by Guarantee from the Government of India.
(b)	The Cabinet has further approved on 13.6.2018, the waiver of demand of Rs. 9,663.42 lakhs raised by L&DO on 21.4.2017 in connection with IECC project and also the monetization of 3.70 acres of land at Pragati Maidan complex for construction and operation of a hotel by a third party including private sector meant to finance the IECC project. Pending monetisation of land, the BoD has decided to deploy additional Rs. 40,000 lakhs from its internal resources and accordingly the loan from bank will stand reduced to that extent.
(c)	During the year 2018-19, Request for Proposal (RFP) for selection of Developer cum Operator of 5-star hotel at Pragati Maidan was floated for which 2 bidders were found technically qualified. However, due to non-participation of one bidder in further bidding process, the said bid process was cancelled due to lack of competition and the bid security of Rs. 1,694.92 lakhs, net of GST of Rs. 305.08 lakhs, received from the said bidder who did not participate, was forfeited as per terms and conditions of RFP, and was considered as "Exceptional Income" in the said year. The bidder filed a writ petition against forfeiture of his bid security in the Hon'ble Delhi High Court in Aug'2019 which is being contested by the Company. The same has been included as 'Contingent Liability' in Note no. 35.1.
(d)	Term loan of Rs. 1,50,000 lakhs sanctioned by a nationalised bank on 28.05.2018 and the Guarantee for Rs. 1,05,400 lakhs has been issued by the Government of India on 15.03.2019 on which Guarantee fee of Rs. 1337.09 (previous year Rs 1,103.09 lakhs) has been paid.
(e)	NBCC, a Public Sector Undertaking, has been appointed as the Project Management Consultant (PMC) for the project and an agreement has been entered into with the NBCC.
(f)	The work done for IECC project amounting to Rs. 1,66,196.39 lakhs up to 31.03.2020 has been shown as Capital Work-in-Progress in Note. 3 and advance of Rs. 15,398.09 lakhs paid to various Departments/ agencies for the project has been shown as Capital Advances in Note. 9. Consequently, against the approved cost of Rs 2,69,851 lakhs, the balance amount of Rs. 88,256.52 lakhs is shown as Capital Commitments for the project in Note. 35.1.
<b>35.9</b>	<b>ITPO Services Limited- ITPO</b>
	The Cabinet in its meeting held on 4th December, 2019, approved the monetization of 3.70 acres of land at Pragati Maidan on a 99-year fixed lease basis in favour of a Special Purpose Vehicle (SPV) to be formed for development and operation of a 5-star hotel at Pragati Maidan. The SPV was subsequently decided to be formed as a wholly owned subsidiary of ITPO, to be registered as a Pvt. Ltd. with an authorized share capital of Rs. 10 lakhs.
	Accordingly, ITPO Services Limited (ISL) was incorporated subsequent to the date of Financial Statements i.e. on 24th May 2020 as a wholly owned subsidiary company of ITPO for which initial capital contribution of Rs. 5 lakhs was paid by ITPO on 22nd July 2020, which has been shown under the Capital Commitments in Note no. 35.1 as at 31.03.2020.
	Further, ITPO is authorized to initiate action on behalf of proposed SPV (till its formation) for the preparation, finalization and issue of a Request for Proposal (RFP), prepared by MSTC, for selecting a suitable developer and operator to construct, run and manage the hotel at Pragati Maidan through a competitive bidding process.
	The RFP was issued on 28.02.2020 with due date for submission of online bids of 23.03.2020, since extended to 31.8.20 from time to time but no bid has been received by the due date. ITPO is exploring options in the matter, due to situation arising out of COVID-19. MSTC for the preparation of RFP has raised the invoice dated 04.03.2020 for Rs. 70.80 lakhs on ITPO against which 50% amount of Rs. 35.40 lakhs has been paid on 14.07.2020 and the input credit against GST has been availed by ITPO for invoice being in its name.
<b>35.10</b>	<b>EXPANSION PROJECT OF CHENNAI TRADE CENTRE (CTC)- TNTPO</b>
	The Board of Tamil Nadu Trade Promotion Organisation (TNTPO) in the 48th Board meeting held at New Delhi on 24.11.2016 approved the expansion of TNTPO for the total project outlay of Rs.28900 lakhs. The salient features of expansion of TNTPO include additional rentable exhibition area of 15,700 sq. mtrs. and total Car Parking facility of 2940 cars, besides creation of other facilities like Utility building, Restaurant, Integrated Building Management System, Lifts & Escalator facilities etc.
	Subsequently the Board of TNTPO in its 55th Board meeting held at New Delhi on 30.04.2019 has approved the revised design for the expansion project of Chennai Trade Centre without basement covering the rentable area of 20,322 sq. mtrs. with car parking facility having 2320 cars with ground floor and first floor of exhibition hall, Convention Centre, meeting rooms, business centre with separate multi level car parking(MLCP) as suggested by Standing Finance Committee of DOC, Government of India
	TIES grant of Rs.2000 lakhs has been sanctioned and first instalment of Rs. 1000 lakhs was released by Department of Commerce, Government of India, vide letter No. F.No.K-46012/7/2017–States Cell dated 06.11.2017. The same has been disclosed under Other Equity (Note No.19) as Govt Grant received from TIES for the expansion project of CTC.
	Financing pattern of TNTPO's expansion project as Rs.8500 lakhs from internal accruals, Rs.2000 lakhs from TIES Grant and Rs.18400 lakhs from bank loan was approved by the Board of TNTPO and the proposal was submitted for approval of the Department of Commerce, Ministry of Commerce and Industries, New Delhi.



**NOTES TO THE CONSOLIDATED FINANCIAL STATEMENT FOR THE YEAR ENDED 31<sup>ST</sup> MARCH, 2020 (Contd..)**

	<p>The expansion project of CTC has been approved by Hon'ble Commerce and Industry Minister as recommended by SFC, Department of Commerce, New Delhi vide letter No.2(2)/2017-TP section dated 21.08.2018. Subsequently the revised sourcing of funds was decided as Rs. 12000 lakhs from internal accruals, Rs. 2000 lakhs from TIES grant, Government of India and Rs.14900 lakhs term loan from Financial Institution, totalling Rs. 28900 lakhs.</p> <p>E-tender was floated for expansion project on 23.01.2020. The technical evaluation was also completed and price bid was opened on 24.03.2020. And work order is yet to be awarded to the L1 contractor after getting the approval from the competent authority.</p>
<p><b>35.11</b></p>	<p><b>International Amusement Limited (IAL)– Appu Ghar- ITPO</b></p> <p>International Amusement Limited (IAL)– Appu Ghar, an ex-licensee of space in Pragati Maidan, vide agreement dated 04.01.2018 was to pay ITPO an amount of Rs 1032.94 lakhs out of which Rs 100 lakhs were paid upfront on 1.5.2018 and balance amount of Rs 932.94 lakh was agreed to be paid in 4 equal quarterly installments of Rs 233 lakhs each.</p> <p>IAL defaulted on the payments of quarterly installments and paid Rs 100 lakhs only on 1.11.2018. On default, the Company pursued the matter with Estate Officer Pragati Maidan. The Estate Officer vide its order dated 19th February 2019 allowed ITPO to take legal course to recover its dues by invoking corporate guarantee and personal guarantee submitted by IAL at the time of agreement and also to make recovery from IAL under Public Premises Act, 1971. Thus, the Company approached the concerned Revenue authority for the implementation of order.</p> <p>Consequently, the concerned Revenue Authority has issued the warrant for attachment of property of IAL under Land Reforms Act, 2013 from time to time. IAL has further deposited Rs. 142 lakhs with ITPO during 2019-20. Thus, total amount of Rs. 342 lakhs has been recovered from IAL till 31.03.2020.</p> <p>As per Ind AS 115, amount of Rs. 342.00 lakhs, recovered till date, has been adjusted against the dues of IAL and the Provision for Doubtful Debts has also been reversed by the same amount. The interest on delayed payments as stipulated in the agreement has not been accounted for, in accordance with Ind AS 115, as its realisation is considered uncertain.</p>
<p><b>35.12</b></p>	<p><b>COVID-19 Impact</b></p> <p><b>Holding Company &amp; KTPO</b></p> <p>The SARS-CoV-2 virus responsible for the outbreak of Coronavirus Disease (COVID-19) has been declared a Global pandemic by the World Health Organization (WHO) on March 11, 2020, which continues to spread across the globe, and has resulted in significant decrease in global and local economic activities. Consequent to this, most of the governments have announced the strict lockdowns across their respective countries as one of the strongest measures to contain the spread of the virus.</p> <p>Accordingly, the Government of India (GoI) also announced the lockdown across India on March 24, 2020 which lasted till June 7, 2020 and despite India being under unlock phase, the restrictions on organizing events have not been lifted till date. Pending lifting of restrictions by the Government, the events scheduled till September'20 have been cancelled by the organisers thus impacting the operations substantially during 2020-21. The Company is not able to realistically estimate the impact on financial projections since the approval of the government for holding the events is still awaited.</p> <p>The management has assessed the recoverability of carrying amount of assets and liabilities based on the current indicators of the future economic condition considering the probable impact of COVID 19. It is estimated as at the date of approval of financial statements that the Company will be able to recover the carrying amount of assets and settle its liabilities and in view of minimal disruptions of operational activities during 2019-20, no impact thereof is required to be taken in these financial statements. However, the extent to which CoVID-19 pandemic will impact the Company's activities and financial results in the future will depend upon future developments which are highly uncertain. Hence, its impact may be different from that now estimated and the Company will continue to closely monitor any material changes to future economic conditions and the same will be accounted for as and when crystallized in the period to which it relates.</p> <p><b>Group Company: Tamil Nadu Trade Promotion Organisation</b></p> <p>i) The SARS-CoV-2 virus responsible for the outbreak of Coronavirus Disease (COVID-19) has been declared a Global pandemic by the World Health Organization (WHO) on March 11, 2020, which continues to spread across the globe, and has resulted in significant decrease in global and local economic activities. Consequent to this, most of the governments have announced the strict lockdowns across their respective countries as one of the strongest measures to contain the spread of the virus. Accordingly, the Government of India (GoI) has also announced the lockdown across India on March 24, 2020. The management has assessed the recoverability of carrying amount of assets and liabilities based on the current indicators of future economic condition considering the probable impact of COVID 19. Even though events have been cancelled, the management estimates as at the date of approval of these financial statements that the impact of Covid-19 on the financial statements is not significant and the Company will be able to recover the carrying amount of the assets and settle its liabilities and the financial statements have been prepared on Going Concern basis. The extent to which CoVID-19 pandemic will impact the Company's activities and financial results in future will depend upon future developments which are highly uncertain, however, no impact thereof, is required, to be taken in these financial statements. The impact of the global health pandemic may be different from that estimated and the Company will continue to closely monitor any material changes to future economic conditions.</p>

NOTES TO THE CONSOLIDATED FINANCIAL STATEMENT FOR THE YEAR ENDED 31<sup>ST</sup> MARCH, 2020 (Contd..)

ii) Due to COVID-19 Pandemic lockdown was announced from 23.03.2020, since then no event is held in CTC. Advances of Rs.74.54 lakhs collected from the organisers is shown as advance for future event under Current Liability in Note No.26. The policy for refund of advances for cancelled events or rescheduling of events to future dates was placed before the Board of TNTPO in its 61st Board meeting held on 07.08.2020 and resolved that

"1. Retention of pending advance balance as advance for future events i.e. organiser may re-schedule their event and no amount will be refunded by TNTPO;

Or

2. Refund of 75% of bare space rental due as per the schedule of payment on the date of request for cancellation as per estimate and recognition of advance forfeiture for the remaining 25% of advance balance."

and the company will adhere the Board direction on the above.

iii) As no events have been held in CTC since lockdown from 23.03.2020, rescheduling of event to future dates, discounted rates if any will be decided in the ensuing Board meeting. Total event upto July-2020 is 49 events and total advance collected for the same is around Rs.162.41 lakhs. The policy for cancelled events or rescheduling of events to future dates was placed before the Board of TNTPO in its 61st Board meeting held on 07.08.2020 and resolved that

"1. Retention of pending advance balance as advance for future events i.e. organiser may re-schedule their event and no amount will be refunded by TNTPO; Or

2. Refund of 75% of bare space rental due as per the schedule of payment on the date of request for cancellation as per estimate and recognition of advance forfeiture for the remaining 25% of advance balance."

and the company will adhere the Board direction on the above.

## 35.13 LEASES

Effective April 1, 2019, the Group adopted Ind AS 116, Leases and applied the standard to all lease contracts existing on April 1, 2019 using the modified retrospective method on the date of initial application. Consequently, the Group recorded the lease liability at the present value of the lease payments discounted at the Group's incremental borrowing rate at the date of initial application. Comparatives as at and for the year ended March 31, 2019 have not been retrospectively adjusted and therefore will continue to be reported under the accounting policies for year ended March 31, 2019. On transition as at 01.04.2019, the adoption of the new standard resulted in recognition of 'Right of Use' asset of Rs. 1379.68 lakhs and a lease liability of Rs. 1300.92 lakhs. The effect of this adoption is insignificant on the profit before tax, profit for the period and earnings per share. The following is the summary of practical expedients elected on initial application :

1. Applied a single discount rate to leases of similar assets in similar economic environment with a similar end date.
2. Applied the exemption not to recognize ROU assets and liabilities for leases with less than 12 months of lease term on the date of initial application.
3. Excluded the initial direct costs from the measurement of the ROU asset at the date of initial application.
4. Applied the practical expedient to grandfather the assessment of which transactions are leases. Accordingly, Ind AS 116 is applied only to contracts that were previously identified as leases under Ind AS 17.

The weighted average incremental borrowing rate applied to lease liabilities as at April 1, 2019 is 8.05%

(in Lakhs)

Particulars	Category of ROU Asset		Total (In Rs.)
	Land	Office Flats	
Reclassified on account of adoption of Ind AS 116	1,182.48	197.20	1,379.68
Addition	-	-	-
Deletion	-	-	-
Depreciation	88.82	4.39	93.21
<b>Balance as at 31st March'20</b>	<b>1,093.66</b>	<b>192.81</b>	<b>1,286.47</b>

The aggregate depreciation expense on ROU assets is included under depreciation and amortization expense in the Statement of Income & Expenditure.

The break-up of current and non-current lease liabilities as at March 31, 2020 is as follows:

(Rs. in Lakhs)

Particulars	As at March 31, 2020
Current Lease Liability	0.58
Non-current Lease Liability	1,380.55
<b>Total</b>	<b>1,381.13</b>

**NOTES TO THE CONSOLIDATED FINANCIAL STATEMENT FOR THE YEAR ENDED 31<sup>ST</sup> MARCH, 2020 (Contd..)**

The movement in lease liabilities during the year ended March 31, 2020 is as follows:		(Rs. in Lakhs)	
Particulars		Year Ended 31st March'20	
Reclassified on account of adoption of Ind AS 116		1,300.92	
Addition		-	
Finance cost accrued during the period		104.32	
Deletion		-	
Payment of Lease liabilities		24.11	
<b>Balance as at 31st March'20</b>		<b>1,381.13</b>	
The details of the contractual maturities of lease liabilities as at March 31, 2020 on an undiscounted basis are as follows:		(Rs. in Lakhs)	
Particulars		As at March 31, 2020	
Less than one year		159.94	
One to Five Year		639.78	
More than five years		2,090.41	
<b>Total</b>		<b>2,890.13</b>	
The above information is only in respect of ITPO & TNTPO. There are no leases in respect of KTPO which fall under Ind AS 116.			
<b>35.14 Employee Benefit disclosure</b>	General description of various defined employee benefit schemes are as under:-		
<b>I Defined Contribution Plans</b>			
<b>Provident Fund</b>			
The Holding Company pays its contribution relating to the Provident Fund of its employees, at the prescribed rates to the ITPO Employees' Contributory Provident Fund Trust which invests the funds in permitted securities. The contribution for the year is recognized as expense and is charged to the Statement of Income and Expenditure. The Company is also under obligation to make good the shortfall of the trust, if any, and recognizes such shortfall as its expense.			
The Group Company (TNTPO) pays its contribution relating to the Provident Fund of its employees, at the prescribed rates to the EPFO. The contribution for the year is recognized as expense and is charged to the Statement of Income and Expenditure.			
<b>Pension Fund</b>			
The Holding Company is under obligation to contribute specified amounts towards the Superannuation benefit of the employees to the ITPO Employees Defined Contribution Superannuation Trust. The contribution for the year is recognized as expense and is charged to the Statement of Income and Expenditure. The Company is also under obligation to make good the shortfall of the trust, if any, and recognizes such shortfall as its expense.			
Expense charged to the statement of Income & Expenditure as employer's contribution to these funds during the year is as under:			
		(Rs. in Lakhs)	
	<b>2019-20</b>		<b>2018-19</b>
Employer's contribution towards Provident Fund	628.77		626.57
Employer's contribution towards Pension Fund	354.08		353.84
	<b>982.85</b>		<b>980.41</b>

NOTES TO THE CONSOLIDATED FINANCIAL STATEMENT FOR THE YEAR ENDED 31<sup>ST</sup> MARCH, 2020 (Contd..)

<b>II. Defined Benefits Plans</b>			
<b>Gratuity</b>			
The Company has a defined benefit gratuity scheme. The Scheme is funded with LIC. A separate ITPO Employees Gratuity Fund Trust manages the affairs of the trust for the holding company. It is recognized in the books of the Company on the basis of actuarial valuation. Every employee who has rendered continuous service of 5 years or more is entitled to get gratuity at the rate of 15 days salary [15/26 x (last drawn basic salary + dearness allowance)] for each completed year of service, as per rules of the Company/ DPE guidelines on the subject.			
<b>i. Expenses recognized in the statement of Income and Expenditure</b>			<b>(Rs. in Lakhs)</b>
	<b>2019-20</b>		<b>2018-19</b>
Interest cost	46.04		131.30
Service cost	208.90		207.63
Expenses recognised in the statement of Income & Expenditure Account	<b>254.94</b>		<b>338.93</b>
Remeasurements:			
Opening unrecognized Actuarial Gain/ (loss)	(454.38)		(183.81)
Actuarial gain/ (loss) for the year on Asset	(61.97)		7.08
Gain/ (Loss) due to Change in Demographic Assumption	(1.57)		(0.87)
Gain/ (Loss) due to Change in Financial Assumption	(240.95)		(17.35)
Gain/ (Loss) due to Change in Experience Adjustment	(175.65)		(260.30)
<b>OCI recognized for the year</b>	<b>(480.14)</b>		<b>(271.44)</b>
Net actuarial gain/(loss) unrecognized in OCI at the end of the year	(934.52)		(455.25)
<b>ii. The amount recognized in the Balance Sheet</b>			<b>(Rs. in Lakhs)</b>
	<b>As at March 31, 2020</b>		<b>As at March 31, 2019</b>
Present value of the obligation at end of the year	6,098.60		6,092.48
Fair value of plan assets at end of period	5,337.52		5,480.95
Net liability recognised in Balance Sheet and related analysis	<b>761.07</b>		<b>611.53</b>
Funded/ (unfunded) Status	(761.07)		(611.53)
<b>iii. Changes in the Present Value of Obligations:</b>			<b>(Rs. in Lakhs)</b>
	<b>2019-20</b>		<b>2018-19</b>
Present value of the obligation at the beginning of the period	6,092.48		6,288.31
Interest cost	458.70		477.91
Service cost	208.90		207.63
Benefits paid (if any)	(1,079.65)		(1,159.94)
Actuarial (gain)/loss	418.17		278.57
Present value of the obligation at the end of the year	<b>6,098.60</b>		<b>6,092.48</b>
<b>iv. Sensitivity Analysis of the defined benefit obligation:</b>			<b>(Rs. in Lakhs)</b>
	<b>2019-20</b>		<b>2018-19</b>
<b>a) Impact of the change in discount rate</b>			
Present Value of Obligation at the end of the period	6,098.60		6,092.48
a) Impact due to increase of 0.50 %	(152.95)		(145.54)
b) Impact due to decrease of 0.50 %	159.77		52.08
<b>b) Impact of the change in salary increase</b>			
Present Value of Obligation at the end of the period	6,098.60		6,092.48
a) Impact due to increase of 0.50 %	127.01		131.23
b) Impact due to decrease of 0.50 %	(129.08)		(195.03)
Sensitivities due to mortality & withdrawals are not material & hence impact of change due to these not calculated.			

**NOTES TO THE CONSOLIDATED FINANCIAL STATEMENT FOR THE YEAR ENDED 31<sup>ST</sup> MARCH, 2020 (Contd..)**

<b>v. The assumptions employed for the calculations are tabulated below:</b>			
	<b>As at March 31, 2020</b>		<b>As at March 31, 2019</b>
Discount rate #1	6.54% per annum		7.53% per annum
Salary Growth Rate #2	6.00% per annum		6.00% per annum
Mortality #3	IALM 2012-14		IALM 2006-08
Withdrawal rate (Per Annum)	2.00% per annum		2.00% per annum
<b>Note:</b>			
#1 The Discount rate taken by TNTPO is 6.22% and 7.26% for 31.03.2020 and 31.03.2019 respectively.			
#2 The Salary Growth Rate taken by TNTPO is 8.00% for 31.03.2020 and 31.03.2019.			
#3 The Mortality Rate taken by TNTPO is based on IALM 2006-08 Ultimate for 31.03.2020 and 31.03.2019.			
<b>vi. Major categories of plan assets (as percentage of total plan assets)</b>			
	<b>As at March 31, 2020</b>		<b>As at March 31, 2019</b>
Funds Managed by Insurer	100%		100%
Total	<b>100%</b>		<b>100%</b>
<b>III. Other Long Term Employee Benefits</b>			
<b>Leave Encashment</b>			
The scheme of leave encashment is unfunded. It is recognized in the books of the ITPO & TNTPO on the basis of actuarial valuation. The encashment of Earned Leave (EL) and Half-Pay Leave (HPL) benefits to the employees of ITPO & TNTPO accrue annually at the rate of 30 days and 20 days respectively. While in service, EL is encashable subject to a maximum of 60 days once in a calendar year leaving minimum balance of 30 days. However, employees within one year of their superannuation are allowed encashment of EL twice in a calendar year subject to the proviso that 30 days EL should be in credit at all times. EL is also encashable subject to a maximum of 300 days on superannuation / death / resignation etc. HPL is encashable only on superannuation / death / resignation etc. up to a maximum of 300 days as per the Rules of ITPO & TNTPO. An overall ceiling of encashment of EL and HPL for 300 days is prescribed at the time of superannuation / death / resignation, etc.			
<b>i. Expenses recognized in the Statement of Income and Expenditure (Rs. In Lakh)</b>			
	<b>2019-20</b>		<b>2018-19</b>
Interest cost	186.57		195.09
Service cost	114.85		105.80
Net actuarial (gain)/loss recognised in the period	339.92		163.26
Expenses recognised in the Statement of Income and Expenditure	<b>641.34</b>		<b>464.15</b>
<b>ii. The amount recognized in the Balance Sheet (Rs. in Lakhs)</b>			
	<b>As at March 31, 2020</b>		<b>As at March 31, 2019</b>
Present value of the obligation at end of the year	2,448.85		2,478.70
Net liability recognised in Balance Sheet and related analysis	2,448.85		2,478.70
Unfunded Status	(2,448.85)		(2,478.70)
<b>iii. Changes in the Present Value of Obligations: (Rs. in Lakhs)</b>			
	<b>2019-20</b>		<b>2018-19</b>
Present value of the obligation at the beginning of the year	2,478.70		2,566.91
Interest cost	186.57		195.09
Service cost	114.85		105.80
Benefits paid	(671.20)		(552.35)
Actuarial (gain)/loss	339.92		163.26
Present value of the obligation at the end of the year	<b>2,448.85</b>		<b>2,478.70</b>

NOTES TO THE CONSOLIDATED FINANCIAL STATEMENT FOR THE YEAR ENDED 31<sup>ST</sup> MARCH, 2020 (Contd..)

<b>iv. The assumptions employed for the calculations are tabulated below:</b>			
	<b>As at March 31, 2020</b>	<b>As at March 31, 2019</b>	
Discount rate #1	6.54% per annum	7.53% per annum	
Salary Growth Rate #2	6.00% per annum	6.00% per annum	
Mortality #3	IALM 2012-14	IALM 2006-08	
Withdrawal rate (Per Annum)	2.00% per annum	2.00% per annum	
#1 The Discount rate taken by TNTPO is 6.12% and 7.17% for 31.03.2020 and 31.03.2019 respectively.			
#2 The salary Growth Rate taken by TNTPO is 8% per annum.			
#3 The Mortality Rate taken by TNTPO is based on IALM 2006-08 Ultimate for 31.03.2020 and 31.03.2019.			
<b>v. Bifurcation of PBO at the end of year in current and non current</b>			<b>(Rs. in Lakhs)</b>
	<b>2019-20</b>		<b>2018-19</b>
Current liability (Amount due within one year)	323.32		435.60
Non-Current liability (Amount due over one year)	2,125.52		2,043.10
<b>Total PBO at the end of year</b>	<b>2,448.84</b>		<b>2,478.70</b>
In case of KTPO, Since The Provident Fund Act and Gratuity Act is not applicable to the company as the number of employees is less than the minimum prescribed number and the employees are on deputation from Government of Karnataka, leave salary and pension contribution are provided and charged to Income & Expenditure Account on accrual basis as intimated by Government of Karnataka, there is no need of actuarial valuation for the company. Hence, applicable disclosure requirement under Ind AS 19 are not applicable.			
<b>35.15 EARNINGS PER SHARE</b>			
	<b>As at March 31, 2020</b>		<b>As at March 31, 2019</b>
Surplus for the year (Rs. in lakhs)	11,166.20		9,745.51
Equity shares (Nos.)	25,000.00		25,000.00
Nominal value per share (Rs.)	100.00		100.00
Earnings per share (Basic/ Diluted (Rs. in lakhs)	0.45		0.39
<b>35.16 INCOME TAX</b>			<b>(Rs. in Lakhs)</b>
	<b>As at March 31, 2020</b>		<b>As at March 31, 2019</b>
Current Tax expense	-		-
Adjustment for earlier years	411.25		-
Deferred tax expense	-		-
	<b>411.25</b>		<b>-</b>
<b>35.17 RELATED PARTY DISCLOSURES</b>			
<b>(a) LIST OF RELATED PARTIES</b>			
<b>Name of Related Parties</b>	<b>Principal Place of Operation</b>	<b>Nature of relationship</b>	
ITPO Employees Contributory Provident Fund Trust	India	Post -Employment Benefit Plan of ITPO	
ITPO Employees Group Gratuity Fund Trust	India	Post - Retirement Benefit Plan of ITPO	
ITPO Employees Defined Contribution Superannuation Trust	India	Post - Retirement Benefit Plan of ITPO	
Tamilnadu Industrial Development Corporation Ltd (TIDCO)	India	Co-promoter of Subsidiary Company- TNTPO	
Karnataka Industrial Area Development Board (KIADB)	India	Co-promoter of Subsidiary Company- KTPO	

**NOTES TO THE CONSOLIDATED FINANCIAL STATEMENT FOR THE YEAR ENDED 31<sup>ST</sup> MARCH, 2020 (Contd..)**

		(Rs. In lakhs)	
<b>(b)</b>	<b>TRANSACTIONS WITH RELATED PARTIES</b>	<b>2019-20</b>	<b>2018-19</b>
	<b>ITPO Employees Contributory Provident Fund Trust</b>		
	Contribution by the Company (including employees' contribution)	1,977.53	2,132.09
	<b>ITPO Employees Gratuity Fund Trust</b>		
	Contribution by the Company	608.02	1,724.56
	<b>ITPO Employees Defined Contribution Superannuation Trust</b>		
	Contribution by the Company (including employees' contribution)	453.58	1,166.71
	<b>Karnataka Industrial Area Development Board (KIADB)</b>		
	Due for services	-	5.00
<b>(c)</b>	<b>OUTSTANDING BALANCES WITH RELATED PARTIES</b>	(Rs. In lakhs)	
	<b>Particulars</b>	<b>31.03.2020</b>	<b>31.03.2019</b>
<b>(i)</b>	<b>Payable by Company</b>		
	ITPO Employees Provident Fund Trust	182.13	12.53
	ITPO Employees Gratuity Fund Trust	734.65	608.02
	ITPO Employees Defined Contribution Superannuation Trust	0.01	0.01
<b>(ii)</b>	<b>Receivable by Company</b>		
	Karnataka Industrial Area Development Board-Co-Promoter	-	86.42
	Tamilnadu Industrial Development Corporation - TIDCO	245.93	101.38
<b>(d)</b>	<b>KEY MANAGEMENT PERSONNEL</b>		
	<b>Name</b>	<b>Relationship</b>	
	<b>Holding Company- India Trade Promotion Organisation</b>		
	Sh. L C Goyal	Chairman & Managing Director	
	Sh. Rajesh Agrawal (w.e.f. 28.08.2019)	Executive Director	
	Sh. Deepak Kumar (w.e.f. 25.05.2017 till 19.06.2019)	Executive Director	
	Sh. Rajneesh (w.e.f. 25.06.2019 till 27.08.2019)	Executive Director	
	Shri P. Harish (w.e.f. 01.07.2019)	Nominee Director	
	Smt. Nidhi Mani Tripathi (w.e.f. 28.08.2019)	Nominee Director	
	Dr. Subhash Chandra Pandey (till 30.06.2019)	Nominee Director	
	Sh. Shashank Priya (w.e.f. 28.08.2019)	Nominee Director	
	Sh. Manoj K. Bharti (till 30.06.2019)	Nominee Director	
	Smt. Alka Nangia Arora	Nominee Director	
	Sh. Praveen Bonigala (till 21.06.2019)	Nominee Director	
	Sh. P N Vijay (till 09.06.2019)	Independent Director	
	Ms. V.G. Aravindanayagi (w.e.f. 30.10.2019)	Non-Official Director	
	Rear Admiral (Retd.) R K Shrawat (w.e.f. 12.12.2019)	Non-Official Director	
	Sh. D M Sharma	CFO	
	Sh. S R Sahoo	Company Secretary	
	<b>Group Company- Tamilnadu Trade Promotion Organisation</b>		
	V.R.Subbulaxmi	Managing Director	
	<b>Group Company- Karnataka Trade Promotion Organisation</b>		
	Dr. Veeranna S.H	Managing Director	
	Note: Related Parties and their relationship is as identified by the Company		



NOTES TO THE CONSOLIDATED FINANCIAL STATEMENT FOR THE YEAR ENDED 31<sup>ST</sup> MARCH, 2020 (Contd..)

(e) COMPENSATION FOR KEY MANAGEMENT PERSONNEL					
	Name Of Person	Designation	Salary & Allowances	Perks	Total Remuneration
					(Rs. In lakhs)
<b>2019-20</b>					
<b>Holding Company- India Trade Promotion Organisation</b>					
1	Sh. L C Goyal	Chairman & Managing Director	24.04	22.54	46.58
2	Sh. Deepak Kumar	Executive Director	14.00	-	14.00
3	Sh. Rajesh Agrawal	Executive Director	15.55	-	15.55
4	Ms. V. G. Aravindanayagi -Sitting Fees of Rs 0.60 lakh (Refer Note 33)	Non-Official Director	-	-	-
5	Rear Admiral (Retd.) R K Shrawat - Sitting Fees of Rs 0.40 lakh (Refer Note 33)	Non-Official Director	-	-	-
6	Sh. D M Sharma	CFO	23.06	1.35	24.41
7	Sh. S R Sahoo	Company Secretary	22.18	1.11	23.29
<b>Group Company- Tamilnadu Trade Promotion Organisation</b>					
1	V.R.Subbulaxmi	Managing Director	18.28	-	18.28
<b>Group Company- Karnataka Trade Promotion Organisation</b>					
2	Dr. Veeranna S.H	Managing Director	20.14	-	-
					(Rs. In lakhs)
	Name Of Person	Designation	Salary & Allowances	Perks	Total Remuneration
<b>2018-19</b>					
<b>Holding Company- India Trade Promotion Organisation</b>					
1	Sh. L C Goyal	Chairman & Managing Director	23.36	25.67	49.02
2	Sh. Deepak Kumar	Executive Director	29.28	1.39	30.66
3	Sh. P N Vijay- Sitting Fees of Rs. 2.40 lakh (Refer Note 33)	Independent Director	-	-	-
4	Sh. D M Sharma	CFO	31.07	-	31.07
5	Sh. S R Sahoo	Company Secretary	25.00	-	25.00
<b>Group Company- Tamilnadu Trade Promotion Organisation</b>					
1	V.R.Subbulaxmi	Managing Director	14.83	-	14.83
<b>Group Company- Karnataka Trade Promotion Organisation</b>					
2	Dr. Veeranna S.H	Managing Director	19.11	-	19.11

**NOTES TO THE CONSOLIDATED FINANCIAL STATEMENT FOR THE YEAR ENDED 31<sup>ST</sup> MARCH, 2020 (Contd..)**

<b>35.18</b>	<b>CORPORATE SOCIAL RESPONSIBILITY</b>		
<b>(i)</b>	<b>Holding Company</b>		
	As per section 135 of the Companies Act, 2013, a Corporate Social Responsibility (CSR) committee has been constituted by the Company. The amount of Rs. 251.93 lakhs is payable towards CSR expenses based on average net profit (calculated as per section 198 of the Companies Act, 2013) of the preceding three financial years. The details of the amount spent/pending to be spent during the year is as under:		
	(Rs. in lakhs)		
	<b>Amount spent in cash during the year ended 31 March, 2020</b>	<b>Amount yet to be paid in cash as at 31 March, 2020</b>	<b>Total Amount</b>
	- Gross amount lying pending for the earlier year as at 01.04.2019		<b>231.35</b>
	- Refund received which was earlier shown as spent amount		<b>55.42</b>
	- Amount reversed earlier booked as expense		<b>57.40</b>
	- Restated Gross amount lying pending for the earlier year as at 01.04.2019		<b>344.17</b>
	- Gross amount required to be spent during the year		<b>251.93</b>
	- Amount spent during the year		
	a. Construction/ acquisition of assets		-
	b. Contribution to various Government departments/NGO/Trust etc. for the following social sectors:		
	- Sanitation	-	85.00
	- Education	14.00	96.00
	- Health	200.00	10.00
	- Social Welfare	5.50	30.50
	- Solar Energy	-	33.00
		<b>219.50</b>	<b>254.50</b>
			<b>474.00</b>
	- Gross amount lying pending (including for the earlier year) as at 31.3.2020		<b>122.10</b>
<b>(ii)</b>	<b>Tamil Nadu Trade Promotion Organisation (TNTPO):</b>		
	Section 135 of the Companies Act, 2013 and Rules made thereunder prescribe that every company having a net worth of Rs. 500 crores or more, or turnover of Rs. 1,000 crore or more or a net profit of Rs. 5 crores or more during any financial year shall ensure that the company spends, in every financial year, at least 2% of the average net profits made during the three immediately preceding financial years, in pursuance of its Corporate Social Responsibility Policy. The provisions pertaining to corporate social responsibility as prescribed under the Companies Act, 2013 applicable to Tamilnadu Trade Promotion Organisation, a Section 8 Company and Central Public sector Enterprise. The financial details as sought by the Companies Act,2013 are as follows:		
	(Rs. in Lakh)		
	<b>Particulars</b>	<b>Total</b>	
	Average net profit of the Company for last three financial years	3,270.49	
	Prescribed CSR expenditure (2% of the average net profit as computed above)	65.41	
	Details of CSR expenditure during the financial year:		
	Total Amount to be spent for the financial year (As per the Board approval)	60.79	
	Amount unspent for the year 2019-20	4.62	
	Amount unspent for the year 2018-19	0.05	

NOTES TO THE CONSOLIDATED FINANCIAL STATEMENT FOR THE YEAR ENDED 31<sup>ST</sup> MARCH, 2020 (Contd..)

(iii)	<b>Karnataka Trade Promotion Organisation (KTPO):</b>			
	Section 135 of the Companies Act, 2013 and Rules made there under prescribe that every company having a net worth of Rs. 500 crore or more, or turnover of Rs. 1,000 crore or more or a net profit of Rs.5 crores or more during any financial year shall ensure that the company spends, in every financial year, at least 2% of the average net profits made during the three immediately preceding financial years, in pursuance of its Corporate Social Responsibility Policy. The provisions pertaining to corporate social responsibility as prescribed under the Companies Act, 2013 applicable to Karnataka Trade Promotion Organisation, a Section 8 Company and Central Public sector Enterprise. The financial details as sought by the Companies Act,2013 are as follows:			
	<b>Particulars</b>	<b>As at 31 March 2020</b>	<b>As at 31 March 2019</b>	
	Average net profit of the Company for last three financial years	540.73	475.40	
	Prescribed CSR expenditure (2% of the average net profit as computed above)	10.81	9.51	
	<b>Details of CSR expenditure during the financial year on:</b>			
	(i) Construction/acquisition of any asset	-	-	
	(ii) On purposes other than (i) above	12.00	30.00	
	<b>Break-up of the amount spent on CSR</b>			
	Health and Sanitation expenses	12.00	30.00	
	<b>Total Amount spent on CSR</b>			
	in Cash out of above	-	-	
	Yet to be spent in Cash	12.00	30.00	
	Amount Unspent for the year 2017-18	6.94	6.94	
	Amount unspent for 2016-17	8.52	8.52	
	Amount Unspent for 2015-16	8.82	8.82	
	Amount Unspent for 2014-15	6.81	6.81	
35.19	<b>Financial Instruments - Fair Values Measurement and Financial Risk Management</b>			
I	<b>Fair Value Measurements</b>			
			(Rs. in Lakhs)	
A.	<b>Financial Instruments by Category</b>			
		<b>As at 31 March 2020</b>		<b>As at 31 March 2019</b>
		<b>FVTPL</b>	<b>Amortised Cost</b>	<b>FVTPL</b>
			<b>Amortised Cost</b>	
	<b>Financial Assets</b>			
	<b>Non-current assets</b>			
	Loans	-	361.28	-
	<b>Current assets</b>			
	Investments	59.75	-	80.33
	Trade receivables	-	1,463.87	-
	Cash and Cash Equivalents	-	5,143.89	-
	Bank Balances other than Cash and Cash Equivalents	-	48,552.77	-
	Loans	-	1,402.33	-
	Other Financial assets	-	10,928.11	-
		<b>59.75</b>	<b>67,852.25</b>	<b>80.33</b>
	<b>Financial Liabilities</b>			
	<b>Non-current Liabilities</b>			
	Borrowings	-	23,222.50	-
	Lease liabilities	-	1,380.55	-
	<b>Current Liabilities</b>			
	Trade Payables	-	2,194.35	-
	Lease liabilities	-	0.58	-
	Other Financial Liabilities	-	5,706.59	-
		<b>-</b>	<b>32,504.57</b>	<b>-</b>
				<b>85,393.21</b>
				<b>5,860.35</b>



**NOTES TO THE CONSOLIDATED FINANCIAL STATEMENT FOR THE YEAR ENDED 31<sup>ST</sup> MARCH, 2020 (Contd..)**

<b>B. Fair Value Hierarchy</b>						
This section explains the judgements and estimates made in determining the fair values of the financial instruments that are:						
(a) recognised and measured at fair value and						
(b) measured at amortised cost and for which fair values are disclosed in the financial statements.						
The Group uses the following hierarchy for determining and disclosing the fair value of financial instruments by valuation techniques:						
Level 1 - Quoted prices (unadjusted) in active markets for identical assets or liabilities.						
Level 2 - The fair value of financial instruments that are not traded in an active market is determined using valuation techniques which maximise the use of observable market data and rely as little as possible on entity-specific estimates. If all significant inputs required to fair value an instrument are observable, the instrument is included in Level-2.						
Level 3 - Inputs for the assets or liabilities that are not based on observable market data (unobservable inputs).						
To provide an indication about the reliability of the inputs used in determining fair value, the Group has classified its financial instruments into the three levels prescribed under the accounting standard. An explanation of each level is given in the table below.						
<b>Financial assets and liabilities measured at fair value-recurring fair value measurements</b>						
(Rs. in Lakhs)						
	As at 31 March 2020			As at 31 March 2019		
	Level 1	Level 2	Level 3	Level 1	Level 2	Level 3
<b>Financial Assets measured at FVTPL</b>						
Investments:						
Mutual Funds	59.75	-	-	80.33	-	-
<b>Total Financial Assets</b>	<b>59.75</b>	<b>-</b>	<b>-</b>	<b>80.33</b>	<b>-</b>	<b>-</b>
<b>Assets and liabilities which are measured at amortised cost for which fair values are disclosed</b>						
(Rs. in Lakhs)						
	As at 31 March 2020			As at 31 March 2019		
	Level 1	Level 2	Level 3	Level 1	Level 2	Level 3
<b>Financial Assets</b>						
<b>Non-current assets</b>						
Loans	-	-	361.28	-	-	449.60
<b>Current assets</b>						
a) Trade Receivables	-	-	1,463.87	-	-	950.42
b) Cash and Cash Equivalents	-	-	5,143.89	-	-	8,059.56
c) Bank Balances other than Cash and Cash Equivalents	-	-	48,552.77	-	-	68,077.15
d) Loans	-	-	1,402.33	-	-	1,642.72
e) Other Financial assets	-	-	10,928.11	-	-	6,213.76
<b>Total Financial Assets</b>	<b>-</b>	<b>-</b>	<b>67,852.25</b>	<b>-</b>	<b>-</b>	<b>85,393.21</b>
<b>Financial Liabilities</b>						
<b>Non-current Liabilities</b>						
Borrowings			23,222.50			-
Lease liabilities			1,380.55			-
<b>Current Liabilities</b>						
Trade Payables	-	-	2,194.35	-	-	1,959.00
Lease liabilities			0.58			-
Other Financial Liabilities	-	-	5,706.59	-	-	3,901.36
<b>Total Financial Liabilities</b>	<b>-</b>	<b>-</b>	<b>32,504.57</b>	<b>-</b>	<b>-</b>	<b>5,860.35</b>

NOTES TO THE CONSOLIDATED FINANCIAL STATEMENT FOR THE YEAR ENDED 31<sup>ST</sup> MARCH, 2020 (Contd..)

C.	Fair Value of financial assets and liabilities measured at amortised cost: (Rs. in Lakhs)			
	As at 31 March 2020		As at 31 March 2019	
	Carrying Value	Fair Value	Carrying Value	Fair Value
<b>Financial Assets</b>				
Non-current assets				
Loans	361.28	361.28	449.60	449.60
<b>Current assets</b>				
a) Trade Receivables	1,463.87	1,463.87	950.42	950.42
b) Cash and Cash Equivalents	5,143.89	5,143.89	8,059.56	8,059.56
c) Bank Balances other than Cash and Cash Equivalents	48,552.77	48,552.77	68,077.15	68,077.15
d) Loans	1,402.33	1,402.33	1,642.72	1,642.72
e) Other Financial assets	10,928.11	10,928.11	6,213.76	6,213.76
	<b>67,852.25</b>	<b>67,852.25</b>	<b>85,393.21</b>	<b>85,393.21</b>
<b>Financial Liabilities</b>				
<b>Non-current Liabilities</b>				
Borrowings	23,222.50	23,222.50	-	-
Lease liabilities	1,380.55	1,380.55	-	-
<b>Current Liabilities</b>				
Trade Payables	2,194.35	2,194.35	1,959.00	1,959.00
Lease liabilities	0.58	0.58	-	-
Other Current Financial Liabilities	5,706.59	5,706.59	3,901.36	3,901.36
	<b>32,504.57</b>	<b>32,504.57</b>	<b>5,860.35</b>	<b>5,860.35</b>
<p>The carrying amounts of trade receivables, trade payables, cash and cash equivalents, other bank balances, other current financial assets and liabilities are considered to be the same as their fair value, due to their short term nature.</p> <p>The fair value of loans were calculated based on cash flows using MCLR/ base rate of SBI. They are classified as level 3 fair values in their fair value hierarchy due to the inclusion of unobservable inputs including counterparty credit.</p>				
<b>II Financial risk management</b>				
<p>The Group's principal financial liabilities comprise trade and other payables. The Group's principal financial assets include trade and other receivables, and cash and short-term deposits that derive directly from its operations. The Group also holds investment in mutual funds. The Group's activities expose it to some of the financial risks: market risk, credit risk and liquidity risk.</p>				
<b>a) Market Risk</b>				
<p>Market risk is the risk that the fair value of future cash flows of a financial instrument will fluctuate because of changes in market prices. Market risk comprises Foreign Currency Risk and Interest rate risk. Financial instruments affected by market risk includes trade receivables and trade payables.</p>				
<b>(i) Foreign Currency Risk</b>				
<p>The group operated internationally and is exposed to insignificant foreign currency risk arising from foreign currency transactions, group does not hedge any foreign currency risk for foreign currency transactions.</p>				

**NOTES TO THE CONSOLIDATED FINANCIAL STATEMENT FOR THE YEAR ENDED 31<sup>ST</sup> MARCH, 2020 (Contd..)**

Foreign currency exposures that are not hedged by derivative instruments are given below:						
Foreign Currency (FC)	Note no.	Currency Symbol	(Rs. In Lakhs)			
			As at 31st March, 2020		As at 31st March, 2019	
			FC	INR	FC	INR
<b>Assets</b>						
<b>CASH &amp; CASH EQUIVALENTS</b>						
<b>Balances with Banks- Current &amp; Savings account</b>						
Yen	12	¥	7.9215	5.42	7.9215	5.01
United States Dollar		\$	0.0605	4.53	0.0605	4.21
<b>Cash on Hand</b>						
Euro		€	0.0076	0.60	-	-
Peruvian Soles		S/.	0.0015	0.03	-	-
United States Dollar		\$	0.0176	1.27	0.0691	4.89
Russian Ruble		₽	-	-	0.0016	0.00
Turkish Lira		₺	-	-	0.0148	0.18
Honkong Dollar		HK\$	0.0001	0.00	-	-
Canadian Dollar		C\$	0.0000	0.00	-	-
<b>OTHER CURRENT FINANCIAL ASSETS</b>						
<b>Due From Indian Mission Abroad</b>						
United States Dollar	15	\$	0.1304	9.7439	0.1063	7.31
Canadian Dollar		C\$	0.0067	0.3512	-	-
<b>OTHER CURRENT ASSETS</b>						
<b>Advances to vendors (Unsecured)</b>						
Yen	17	¥	35.7991	24.49	35.7991	22.07
Euro		€	0.9083	74.30	0.0423	3.25
Euro		€	-	-	0.0020	0.15
United States Dollar		\$	0.2981	22.27	0.1832	12.60
United States Dollar		\$	-	-	0.5950	40.92
Canadian Dollar		C\$	0.0192	1.01	-	-
<b>Liabilities</b>						
<b>TRADE PAYABLES</b>						
Euro	24	€	0.0816	6.91	0.0070	0.55
Yen		¥	4.3092	3.05	67.6306	42.81
United States Dollar		\$	0.0117	0.89	-	-
<b>Net Assets (in INR)</b>				<b>133.16</b>		<b>57.24</b>
<b>ii) Interest Rate Risk</b>						
Interest rate risk is the risk that the fair value of future cash flows of a financial instruments will fluctuate because of change in market interest rate. The Group manages its interest risk in accordance with the group's policies and risk objective. Financial instruments affected by interest rate risk includes deposits with banks and Inter corporate deposits with NBFC's etc. Interest rate risk on these financial instruments are very low as interest rate is fixed for the period of financial instruments.						

NOTES TO THE CONSOLIDATED FINANCIAL STATEMENT FOR THE YEAR ENDED 31<sup>ST</sup> MARCH, 2020 (Contd..)

<b>b) Credit risk</b>						
Credit risk is the risk of financial loss to the Group if a customer or counterparty to a financial instrument fails to meet its contractual obligations, and arises principally from the group's receivables from customers and investment. Credit risk arises from cash held with banks and financial institutions, as well as credit exposure to clients, including outstanding accounts receivable. The maximum exposure to credit risk is equal to the carrying value of the financial assets. The objective of managing counterparty credit risk is to prevent losses in financial assets. The group assesses the credit quality of the counterparties, taking into account their financial position, past experience and other factors.						
<b>(i) Provision for Expected Credit Losses</b>						
<b>As at 31st March 2020 (In respect of Holding Company:)</b>						
a) Expected Credit Loss for Trade Receivables under simplified Approach						
<b>Ageing</b>	<b>&lt; 6 M</b>	<b>&gt; 6 &lt; 12</b>	<b>&gt; 12 &lt; 24</b>	<b>&gt; 24 &lt; 36</b>	<b>&gt; 36</b>	<b>Total</b>
Gross Carrying Amount	1,110.67	84.17	135.14	66.17	989.16	2,385.30
Expected Credit rate	0.76%	1.21%	1.60%	5.68%	92.82%	39.14%
Expected Credit losses (Loss provision Allowance)	(8.39)	(1.02)	(2.16)	(3.76)	(918.16)	(933.49)
<b>Gross Carrying Amount of Trade Receivables</b>	<b>1,102.28</b>	<b>83.15</b>	<b>132.98</b>	<b>62.41</b>	<b>70.99</b>	<b>1,451.81</b>
b) Expected Credit Loss for loans and investments						
<b>Particulars</b>		<b>Assets Group</b>	<b>Carrying Value</b>	<b>Expected Probability of Default</b>	<b>Expected credit Loss</b>	<b>Carrying Amount Net of Expected credit Loss</b>
Loss allowance measured at Life Time ECL	Financial assets for which credit risk has increased and not credit impaired	Grant Recoverable from Government of India	1,004.63	0.10%	1.00	1,003.63
		Due in Respect of Deposit Work	70.15	100.00%	70.15	-
			<b>1,074.78</b>	<b>6.62%</b>	<b>71.15</b>	<b>1,003.63</b>
<b>As at 31st March 2019</b>						
a) Expected Credit Loss for Trade Receivables under simplified Approach						
<b>Ageing</b>	<b>&lt; 6 M</b>	<b>&gt; 6 &lt; 12</b>	<b>&gt; 12 &lt; 24</b>	<b>&gt; 24 &lt; 36</b>	<b>&gt; 36</b>	<b>Total</b>
Gross Carrying Amount	707.18	30.90	102.48	60.96	1,150.60	2,052.12
Expected Credit rate	2.97%	0.00%	4.69%	14.49%	93.40%	64.34%
Expected Credit losses (Loss provision Allowance)	(10.76)	-	(4.80)	(11.03)	(1,075.11)	(1,101.70)
<b>Gross Carrying Amount of Trade Receivables</b>	<b>696.42</b>	<b>30.90</b>	<b>97.68</b>	<b>49.93</b>	<b>75.49</b>	<b>950.42</b>



**NOTES TO THE CONSOLIDATED FINANCIAL STATEMENT FOR THE YEAR ENDED 31<sup>ST</sup> MARCH, 2020 (Contd..)**

b) Expected Credit Loss for loans and investments						
Particulars		Assets Group	Carrying Value	Expected Probability of Default	Expected credit Loss	Carrying Amount Net of Expected credit Loss
Loss allowance measured at Life Time ECL	Financial assets for which credit risk has increased and not credit impaired	Grant Recoverable from Government of India	911.34	0.11%	1.00	910.34
		Due in Respect of Deposit Work	91.75	100.00%	91.75	-
			<b>1,003.09</b>	<b>9.25%</b>	<b>92.75</b>	<b>910.34</b>
<b>c) Liquidity risk</b>						
Liquidity risk is the risk that the Group will not be able to settle or meet its financial obligations as they become due. The Group manages its liquidity risk by ensuring, as far as possible, that it will always have sufficient liquidity to meet its liabilities when due.						
The Group's finance division is responsible for liquidity, funding as well as settlement management. In addition, processes and policies related to such risks are overseen by senior management.						
The working capital position of the group is given below:						
Particulars	As at 31-03-20		As at 31-03-19			
<b>i) Financial Assets</b>						
a) Investments	59.75		80.33			
b) Trade Receivables	1,463.87		950.42			
c) Cash and Cash Equivalents	5,143.89		8,059.56			
d) Bank Balances other than Cash and Cash Equivalents	48,552.77		68,077.15			
e) Loans	1,402.33		1,642.72			
f) Other Financial assets	10,928.11	<b>67,550.73</b>	6,213.76		<b>85,023.94</b>	
<b>ii) Financial Liabilities</b>						
a) Trade Payables	2,194.35		1,959.00			
b) Lease Liabilities	0.58		-			
c) Other Financial Liabilities	5,706.59	<b>7,901.53</b>	3,901.36		<b>5,860.36</b>	
<b>Net Working Capital</b>		<b>59,649.19</b>			<b>79,163.58</b>	
<b>35.20 Capital Management</b>	For the purpose of the Group's capital management, capital includes issued equity capital, capital grant from Government of India and Retained Earnings treated as other equity.					



NOTES TO THE CONSOLIDATED FINANCIAL STATEMENT FOR THE YEAR ENDED 31<sup>ST</sup> MARCH, 2020 (Contd..)

<b>35.21 Segment reporting for the year ended 31st March 2020</b>				
The operating segments are identified on the basis of internal reports used by the Group's Management to allocate resources and assess their performance for decision making. The Board of Directors of the Group are collectively the group's "Chief Operating Decision Maker" (CODM) within the meaning of Ind AS 108.				
				<b>(Rs. In Lakhs)</b>
	<b>Trade promotion activities in India</b>	<b>Trade promotion activities Abroad</b>	<b>Unallocated</b>	<b>Total</b>
<b>Revenue-External</b>	21,269.81	3,614.35	4,864.70	29,748.86
	(19645.31)	(3183.51)	(2687.26)	(25516.08)
Inter-segment	-	-	-	-
<b>Total Expenses</b>	15,360.82	2,848.38	2,517.58	20,726.78
	(15262.45)	(5067.80)	(1716.40)	(22046.65)
<b>Segment result</b>	5,908.99	765.97	2,347.12	9,022.08
	(4382.86)	(-1884.29)	(970.86)	(3469.43)
Interest/Dividend income	-	-	3,971.34	3,971.34
	-	-	(8056.01)	(8056.01)
<b>Surplus before taxation</b>	5,908.99	765.97	6,318.46	<b>12,993.42</b>
	(4382.86)	(-1884.29)	(9026.87)	(11525.44)
<b>Tax expense</b>	411.25	-	-	411.25
	-	-	-	-
<b>Excess of income over expenditure</b>	5,497.74	765.97	6,318.46	<b>12,582.17</b>
	(4382.86)	(-1884.29)	(9026.87)	(11525.44)
<b>Other information</b>				
Investment in Joint Ventures & Associates	302.14	-	-	302.14
	(308.94)	-	-	(308.94)
<b>Segment assets</b>	239,684.18	1,207.46	58,327.67	299,219.31
	(196082.92)	(1091.81)	(67897.66)	(265072.39)
<b>Segment liabilities</b>	13,181.64	232.61	27,841.49	41,255.74
	(12224.87)	(146.81)	(7295.85)	(19667.53)
<b>Capital expenditure</b>	36,255.90	-	-	36,255.90
	(105,736.04)	-	-	(105,736.04)
<b>Depreciation &amp; Amortisation</b>	721.40	-	-	721.40
	(652.44)	-	-	(652.44)

**NOTE:**

(a) The unallocated expenditure includes 10% of establishment and office expenses. The balance is apportioned among the segments on the basis of their respective revenues.

(b) The unallocated assets and liabilities include those which are not possible to be appropriately identified to a specific segment.

(c) Figures in brackets in the Segment Report relate to the previous year.

(d) TNTPO & KTPO are engaged in only one segment i.e. hiring out premises for exhibitions in India. Thus, their activities have been included in 'Trade promotion activities in India'.

**Information about major customers (from external customers)**

The Group does not derive any revenue from external customers which amounts to 10 percent or more of the group's revenues.



**NOTES TO THE CONSOLIDATED FINANCIAL STATEMENT FOR THE YEAR ENDED 31<sup>ST</sup> MARCH, 2020 (Contd..)**

35.22 Disclosure as per Schedule III to the Companies Act 2013		(Rs. In Lakhs)							
Name of the Entity in the Group	Net assets i.e. total assets minus total liabilities as at		Share in profit or loss for the year ended		Share in other comprehensive income for the year ended		Share in total comprehensive income for the year ended		
	As % of consolidated net assets	Amount	As % of consolidated profit or loss	Amount	As % of consolidated other comprehensive income	Amount	As % of consolidated total comprehensive income	Amount	
<b>Parent Company</b>									
India Trade Promotion Organisation									
31st March 2020	84.38%	252,468.20	70.40%	9,197.03	99.34%	(478.18)	69.30%	8,718.84	
31st March 2019	83.89%	222,373.35	65.88%	7,773.27	100.13%	(273.38)	65.07%	7,499.90	
<b>Subsidiary- Indian</b>									
Tamilnadu Trade Promotion Organisation									
31st March 2020	5.52%	16,503.24	14.07%	1,838.09	0.21%	(1.00)	14.60%	1,837.09	
31st March 2019	5.54%	14,690.55	14.26%	1,682.32	0.16%	(0.44)	14.59%	1,681.87	
Karnataka Trade Promotion Organisation									
31st March 2020	2.39%	7,143.20	1.05%	136.66	0.00%	-	1.09%	136.66	
31st March 2019	2.64%	7,007.56	3.03%	357.67	0.00%	-	3.10%	357.67	
<b>Non -controlling Interest in all Subsidiaries</b>									
31st March 2020	7.62%	22,802.54	14.52%	1,897.32	0.20%	(0.96)	15.07%	1,896.36	
31st March 2019	7.89%	20,917.68	17.40%	2,052.95	-0.87%	2.37	17.83%	2,055.32	
<b>Joint Venture- Indian</b>									
National Centre for Trade Information									
31st March 2020	0.03%	83.55	0.01%	1.51	0.25%	(1.21)	0.00%	0.29	
31st March 2019	0.03%	83.26	(0.01)%	(67.75)	0.01%	(1.57)	(0.01)%	(69.32)	
<b>Associate-Indian</b>									
Jammu & Kashmir Trade promotion Organisation									
31st March 2020	0.07%	218.59	(0.001)%	(7.09)	0.00%	-	(0.001)	(7.09)	
31st March 2019	0.09%	225.68	0.05%	5.68	0.00%	-	0.05%	5.68	
<b>Total</b>									
31st March 2020	100.00%	299,219.31	100.00%	13,063.52	100.00%	(481.35)	100.00%	12,582.17	
31st March 2019	100.00%	265,072.40	100.00%	11,798.46	100.00%	(273.02)	100.00%	11,525.45	

NOTES TO THE CONSOLIDATED FINANCIAL STATEMENT FOR THE YEAR ENDED 31<sup>ST</sup> MARCH, 2020 (Contd..)

<b>35.23</b>	<p><b>Leases- TNTPO</b></p> <p>As per the MOU signed between India Trade Promotion Organisation (ITPO) and Tamilnadu Industrial Development Corporation Ltd. (TIDCO) dated 13.11.2000, TIDCO had to provide land and meet land development expenses and ITPO had to take care of construction of the Exhibition Centre. Land measuring 25.48 acres was allotted by Government of Tamil Nadu vide G.O.Ms.No.568, Revenue (LA (2)) Department dated 6.11.2000. As per the subsequent G.O. Ms.No.28 dated 03.02.2003 of the Government of Tamilnadu, TNTPO has to pay a lease rent of Rs.100 Lakhs per year from 2001-02 to the Government of Tamilnadu through TIDCO for the land handed over to TNTPO on a long term lease of 30 years. Accordingly, the Company has paid lease rent to the Government of Tamilnadu through TIDCO up to the financial year 2018-19. The lease deed in this respect remains to be executed between TNTPO and TIDCO.</p> <p>Further, TNTPO has taken over the possession of 9.13 acres of additional land on 24.03.2016, vide letter No.8427/MIE-1/2015-3 Industries (MIE-1), department dated 04.03.2016 in order to expedite implementation of expansion project of Chennai Trade Centre. The lease rent for the above said additional land of 9.13 acres is yet to be fixed by the Government. However, the lease rent for the additional land 9.13 acre has been provisionally fixed in proportionate to the lease amount of the existing land of 25.48 acres which works out to Rs.35,83,203/-. Necessary provision has been given in the books of Accounts by debiting Capital work in progress for the period 24.03.2016 to 31.03.2019.</p>
<b>35.24</b>	<p><b>DGFT imposing penalty in connection with EPCG licence:</b> TNTPO had imported mobile acoustic partition for the convention centre project during the year 2004 for a value of Rs. 47.23 lakhs by availing customs duty relief under the EPCG scheme. The total duty saved value is Rs. 22.98 lakhs with an obligation to earn free foreign exchange to the tune of 8 times of the duty saved value in a period of 8 years and submit a report on fulfilment of export obligation. In this connection, TNTPO received an order in original dated 14.11.2019 issued by Deputy Director General of Foreign Trade, Chennai, wherein it was inter-alia ordered that TNTPO had not fulfilled the export obligation in respect of an EPCG licence No. 0430002037 dated 18.10.2004 involving duty saved Rs.22.98 lakhs with export obligation of 8 times the duty saved, pegged at Rs. 183.88 lakhs and imposed penalty of Rs.5 lakhs in addition to the full duty saved along with interest u/s 11(2) of Foreign Trade (Development and Regulation) Act 1992.</p> <p>As it pertains to EPCG Licence issued in the year 2004, and that due to efflux of time, that none of the present officer/staff are privy to the issue at all and the relevant documents are not readily traceable. TNTPO's inability to furnish the Export obligation Discharge certificate earlier was neither intentional nor wanton but due to non-continuity of staff and due to passage of time.</p> <p>In the above issue department has issued a notice to pay a fiscal penalty of Rs.5 lakhs, in addition to custom duty (Rs. 22.98 lakhs) and interest thereon which works out to Rs.2.09 lakhs totalling Rs. 25.08 lakhs for which necessary provision has been given in other payables under other current liabilities. (refer Note No.26). The penalty of Rs. 5 lakhs has been contested before the Hon'ble of High Court Madras and for which the Company is contingently liable.</p>
<b>35.25</b>	<p><b>Property Tax :-</b> In case of TNTPO, the Revision of Property Tax was implemented w.e.f.01.04.2018 onwards. Accordingly, the Greater Chennai Corporation payment of Property Tax for the year 2018-19 (I and II) half year of Rs.50.12 lakhs. TNTPO has paid the amount under protest. Subsequently, for the year 2019-20 (1st Half ) the Greater Chennai Corporation G.O.Ms.No.150 of Municipal Administration and Water Supply (MA-IV) Department, Dated 19.11.2019 to examine the revision of property tax and withhold the general revision of property tax order dated 19.07.2018 and 26.07.2018. TNTPO has represented the GCC for revised demand notice for the payment of property tax so as to adjust if any. At this juncture, TNTPO not able to quantify the exact liability towards the property for the year 2018-19 and 2019-20 and awaiting the revised order from the Greater Chennai Corporation, the company is contingently liable if there is any short payment to that extent and also contingently asset if there is any excess payment.</p>

**NOTES TO THE CONSOLIDATED FINANCIAL STATEMENT FOR THE YEAR ENDED 31<sup>ST</sup> MARCH, 2020 (Contd..)**

<b>35.26</b>	<b>Disclosure as per Ind AS 112 'Disclosure of Interest in Other Entities'</b>					
<b>a) Subsidiaries</b>						
The group's subsidiaries as at 31.3.2020 are set out below. Unless otherwise stated, they have equity share capital consisting solely of equity shares that are held directly by the group, and the proportion of ownership interests held equals the voting right held by the group.						
Name of Entity	Place of Business/ Country of Incorporation	Ownership Interest held by the Group		Ownership Interest held by the Non Controlling Interests		Principal Activities
		31-03-20	31-03-19	31-03-20	31-03-19	
Karnataka Trade Promotion Organisation	India	51%	51%	49%	49%	Trade Promotion
Tamilnadu Trade Promotion Organisation	India	51%	51%	49%	49%	Trade Promotion
<b>b) Summarised financial information for each subsidiary that has non-controlling interests that are material to the group. The amount disclosed for each subsidiary are before inter-company eliminations.</b>						
(Rs. In Lakhs)						
Summarised Balance Sheet		<u>Karnataka Trade Promotion Organisation</u>		<u>Tamilnadu Trade Promotion Organisation</u>		
		31-03-20	31-03-19	31-03-20	31-03-19	
Current Assets		8,887.75	11,012.56	29,183.57	25,494.84	
Current Liabilities		160.64	201.08	1,108.83	1,208.87	
Net Current Assets		8,727.11	10,811.48	28,074.73	24,285.97	
Non Current Assets		5,338.91	2,926.96	5,600.70	4,757.49	
Non Current Liabilities		-	-	1,145.66	35.08	
Net Non Current Assets		5,338.91	2,926.96	4,455.04	4,722.42	
Net Assets		14,066.02	13,738.44	32,529.77	29,008.38	
Attributable to Non Controlling Interest		6,892.35	6,731.84	15,939.59	14,214.11	
(Rs. In Lakhs)						
Summarised Statement of Income & Expenditure		<u>Karnataka Trade Promotion Organisation</u>		<u>Tamilnadu Trade Promotion Organisation</u>		
		31-03-20	31-03-19	31-03-20	31-03-19	
Revenue		1,032.61	1,049.76	5,412.19	5,724.50	
Profit for the year		267.97	699.05	3,604.10	3,502.05	
Other Comprehensive Income		-	-	(0.87)	(0.87)	
Total Comprehensive Income		267.97	699.05	3,603.23	3,501.18	
Attributable to Non Controlling Interest		131.30	342.53	1,765.58	1,715.58	

NOTES TO THE CONSOLIDATED FINANCIAL STATEMENT FOR THE YEAR ENDED 31<sup>ST</sup> MARCH, 2020 (Contd..)

Summarised Cash Flow		<u>Karnataka Trade Promotion Organisation</u>		<u>Tamilnadu Trade Promotion Organisation</u>		
		31-03-20	31-03-19	31-03-20	31-03-19	
Cash flow from Operating Activities		178.21	(488.34)	2,547.84	1,329.33	
Cash flow from Investing Activities		189.68	1,866.03	(4,652.96)	646.62	
Cash flow from Financing Activities		10.97	(1,378.77)	33.18	65.50	
Net increase/(decrease) in cash and cash equivalents		378.87	(1.07)	(2,071.94)	2,041.45	
<b>c) Interests in Joint Venture &amp; Associates</b>					<b>(Rs. In Lakhs)</b>	
Name of Entity	Place of Business	Ownership Interest held by the Group		Accounting Method	Carrying Amount	
		31-03-20	31-03-19		31-03-20	31-03-19
National Centre For Trade Information	India	50%	50%	Equity Method	83.55	83.26
Jammu and Kashmir Trade Promotion Organisation	India	42.05%	44%	Equity Method	218.59	225.90
<b>d) Individually Immaterial Joint Venture</b>						
Financial Information regarding group's interest in individually immaterial joint ventures that is accounted for using the equity method is as below:						
					<b>(Rs. In Lakhs)</b>	
<b>Particulars</b>					<b>31-03-20</b>	<b>31-03-19</b>
Aggregate carrying amount of individually immaterial joint venture					83.55	83.26
<b>Particulars</b>					<b>31-03-20</b>	<b>31-03-19</b>
Aggregate amount of Group's share of:						
Profit for the year					(1.50)	(67.75)
Other comprehensive Income					(1.21)	(1.57)
<b>Total Comprehensive Income</b>					<b>(2.72)</b>	<b>(69.32)</b>
Vide 84th Board Meeting of NCTI held on 7th July'17, it has been decided that the winding up formalities may be initiated and communicated to both the promoters and the Department of Commerce for seeking necessary approvals at their end.						
<b>e) Associates</b>					<b>(Rs. In Lakhs)</b>	
<b>Particulars</b>					<b>31-03-20</b>	<b>31-03-19</b>
Aggregate carrying amount of investments in Associates					218.59	225.90
<b>Particulars</b>					<b>31-03-20</b>	<b>31-03-19</b>
Aggregate amount of Group's share of:					(7.09)	5.68
Profit for the year					-	-
Other comprehensive Income					(7.09)	5.68
<b>Total Comprehensive Income</b>						



**NOTES TO THE CONSOLIDATED FINANCIAL STATEMENT FOR THE YEAR ENDED 31<sup>ST</sup> MARCH, 2020 (Contd..)**

35.27 Prior Period Adjustments			
			(Rs in Lakhs)
Particulars	Nature of error		Amount
<b>Opening Retained Earning as on 01.04.2018</b>			<b>215,218.92</b>
Adjustments for prior-period errors			(24.05)
Adjustments from Non-Controlling Interests			(198.64)
<b>Restated Opening Retained Earning as on 01.04.2018</b>			<b>214,996.23</b>
Restated Excess of Income over expenditure for the year 2018-19			11,525.44
Less: Transfer to Non-Controlling Interest			(2,052.52)
Add: Transfer from Capital Reserve			(6.96)
<b>Restated Opening Retained Earnings as on 31.3.2019</b>			<b>224,462.19</b>
<u>Restated Excess of Income over expenditure for the year ended 31-03-2019</u>			(Rs in Lakhs)
Particulars	Nature of error		For Year ended 31st March 2019
<b>Impact on statement in Income &amp; Expenditure (increase/(decrease) in total Comprehensive income</b>			
Excess of Income over expenditure for the year			11,542.74
<b>OTHER EXPENSES</b>			
Operation and Maintenance Expenses	Omission	(2.30)	
Rates and Taxes	Commission	(7.84)	
Publicity	Omission	(5.09)	
Legal & Professional Charges	Omission	(0.16)	
Repairs, Renewals & Maintenance	Omission	(1.52)	
Professional charges	Omission	(0.39)	
			(17.30)
Net Impact on Income & Expenditure			<b>(17.30)</b>
<b>Restated Excess of Income over expenditure for the year</b>			<b>11,525.44</b>

**NOTES TO THE CONSOLIDATED FINANCIAL STATEMENT FOR THE YEAR ENDED 31<sup>ST</sup> MARCH, 2020 (Contd..)**

<b>Impact of Prior period errors on equity and EPS</b>			<b>(Rs in Lakhs)</b>
<b>Particulars</b>			<b>As at 31st March 2019</b>
<b>Impact on equity (increase/(decrease) in equity)</b>			
Other Payables		(17.30)	-
<b>Net Impact on Equity</b>		<b>(17.30)</b>	<b>-</b>
<b>Impact on basic and diluted earnings per share (EPS) (increase/ (decrease) in EPS)</b>			
<b>Particulars</b>			<b>For Year ended 31st March 2019</b>
<b>Earnings per share</b>			
Basic, profit attributable to equity holders			(0.001)
Diluted, profit attributable to equity holders			(0.001)
<b>35.28 PREVIOUS YEAR FIGURES</b>			
Previous year's figures have been regrouped/ rearranged/ recast, wherever considered necessary, to correspond with the current year figures.			

**Sd/-**  
**(S.R.Sahoo)**  
Company Secretary  
M. No. F5595

**Sd/-**  
**(D.M.Sharma)**  
Chief Financial Officer  
M. No. 084838

**Sd/-**  
**(Rajesh Agrawal)**  
Executive Director  
DIN:00242334

**Sd/-**  
**(L.C.Goyal)**  
Chairman & Managing Director  
DIN: 02389348


As per our Report of even date attached  
**For S P Chopra & Co.**  
Chartered Accountants  
Firm Regn. No. 000346N

**Sd/-**  
**Ankur Goyal**  
Partner  
Membership No. 099143

Place: New Delhi  
Dated: 22.09.2020









**India Trade Promotion Organisation**  
(A Government of India Enterprise)  
Pragati Maidan, New Delhi 110001